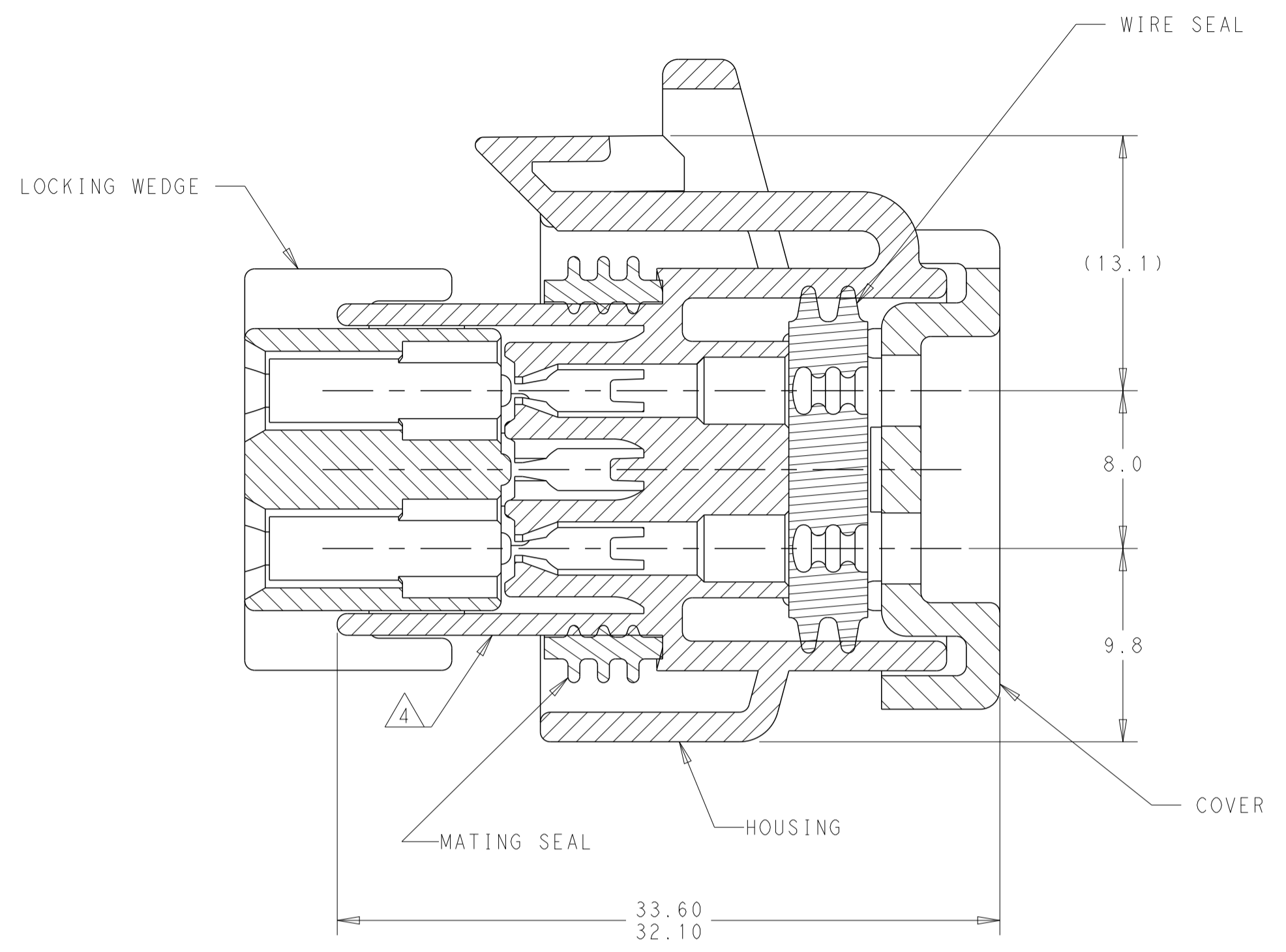
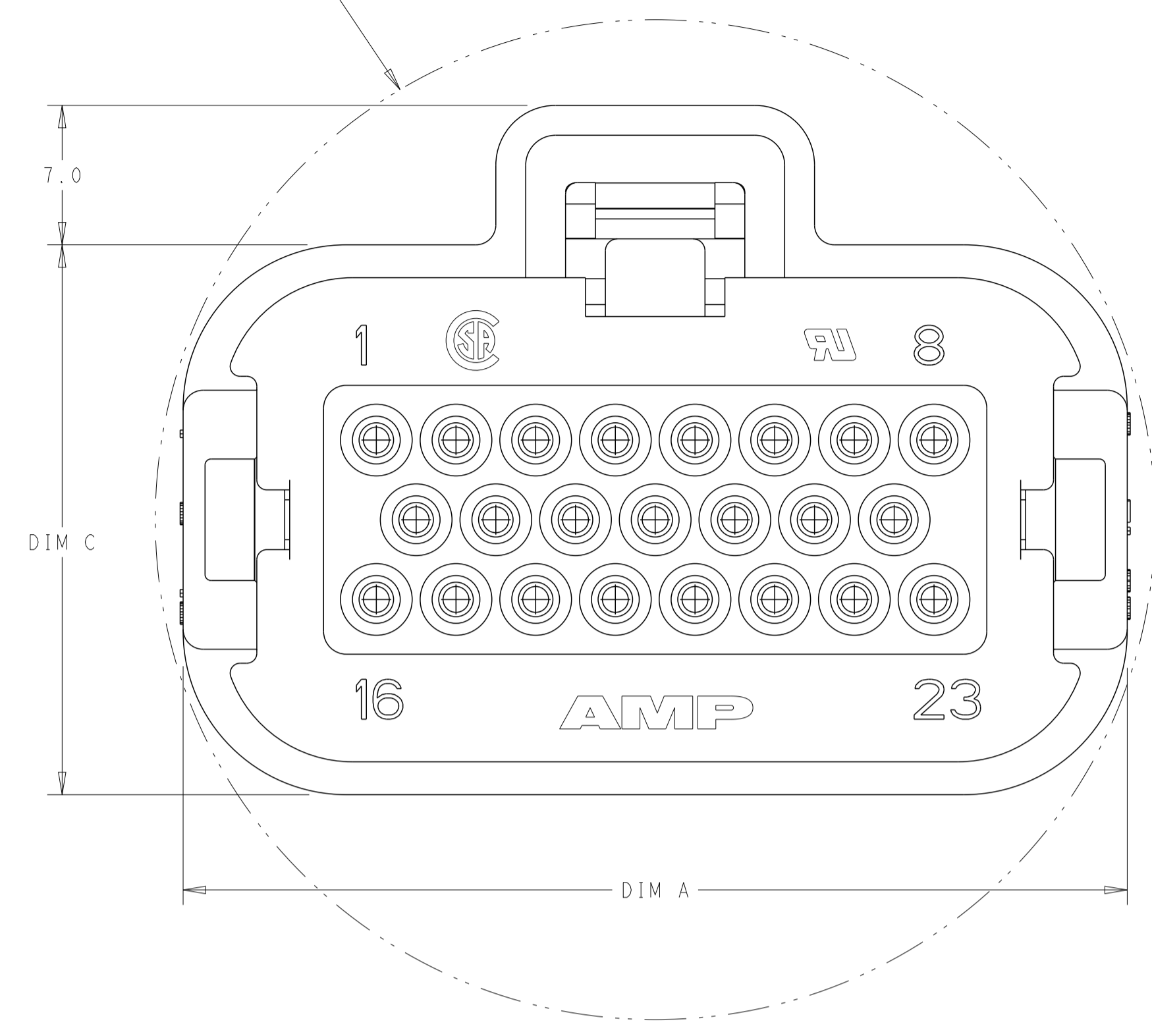


REVISIONS					
P	LTN	DESCRIPTION	DATE	OWN	APVD
C		REVISED PER ECO-15-017333	29DEC2015	DD	DS
D		REVISED PER ECO-16-006990	16MAY2016	DD	DS
D1		REVISED PER ECO-17-007878	31MAY2017	JM	DS



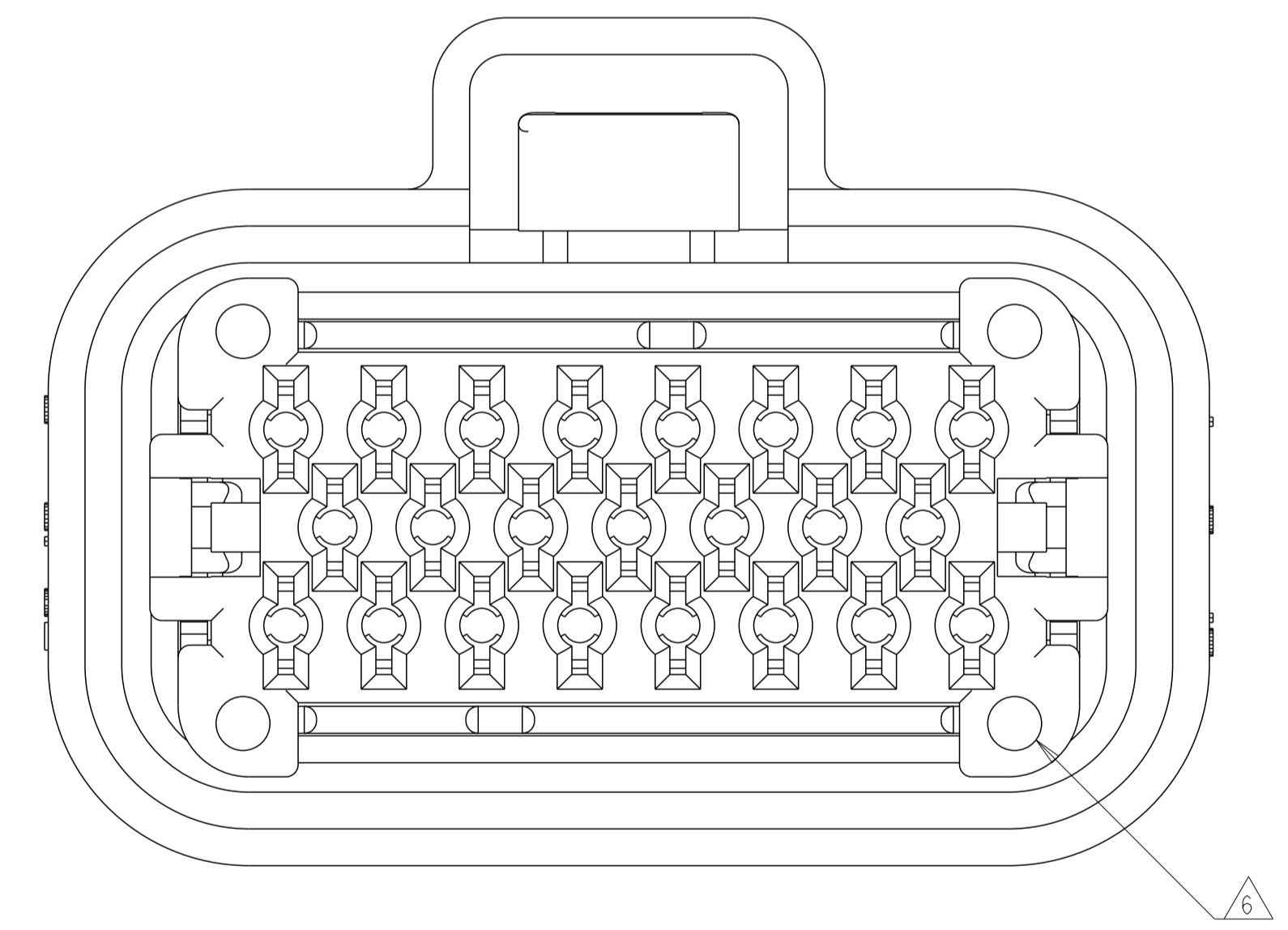
ASSEMBLY WILL PASS THRU OPENING OF DIAMETER B



1. MATERIAL: HOUSING - UL94V-0 PBT  
 LOCKING WEDGE - UL94V-0 PBT, RED  
 COVER - UL94V-0 PBT, BLACK  
 MATING SEAL - SILICONE  
 WIRE SEAL - SILICONE
2. HOUSING COLORS ARE MECHANICALLY KEYPED TO MATE WITH IDENTICALLY COLORED HEADER ASSEMBLIES.
3. PLUG USES REELED TERMINAL 770520 OR LOOSE PIECE TERMINAL 770854.
4. DATE CODE ON THIS SURFACE. USES 5 DIGIT CODE: FIRST 2 DIGITS = YEAR, SECOND 2 DIGITS = WEEK, LAST DIGIT = DAY.
5. CIRCUITS 3, 7, 16, 17, 21, 22 BLOCKED
6. OPTIONAL VOID CORING ON 35 POSITION PLUG ASSEMBLY 776164.

23-POSITION CONNECTOR SHOWN, SEE TABLE BELOW FOR ALTERNATE DIMENSIONS.

CONNECTOR SIZE	A	B	C
8-POSITION	27.4	40	27.50
14-POSITION	35.4	44	27.60
23-POSITION	47.4	50	27.60
35-POSITION	63.4	66	27.45



BOTTOM VIEW WITH LOCKING WEDGE

MATING HEADER	RIGHT-ANGLE	WIRE SEAL COLOR	MATING SEAL COLOR	HOUSING COLOR	NO. OF POSITIONS	PART NUMBER
776230, 776231	776180, 776163	RED	RED	ORANGE	35-POSITION	776164-6
				BLUE		776164-5
				GREY		776164-4
				NATURAL		776164-2
776200, 776228	770669, 776087	GREEN	RED	BLACK	23-POSITION	776164-1
				BLUE		770680-5
				GREY		770680-4
				BLACK		770680-3
776261, 776262	776266, 776267	GREEN	GREEN	NATURAL	14-POSITION	770680-2
				BLACK		770680-1
				BLUE		776273-5
				GREY		776273-4
776275, 776276	776279, 776280	YELLOW	YELLOW	NATURAL	8-POSITION	776273-2
				BLACK		776273-1
				NATURAL		776286-2
				BLACK		776286-1

THIS DRAWING IS A CONTROLLED DOCUMENT.

APVD: G. BROWN 29JUN2015  
 CHK: D. STRAUSSER 29JUN2015  
 DWG: A. MARTIN 11JUN2015

NAME: PLUG ASSEMBLY, AMPSEAL FAMILY DRAWING

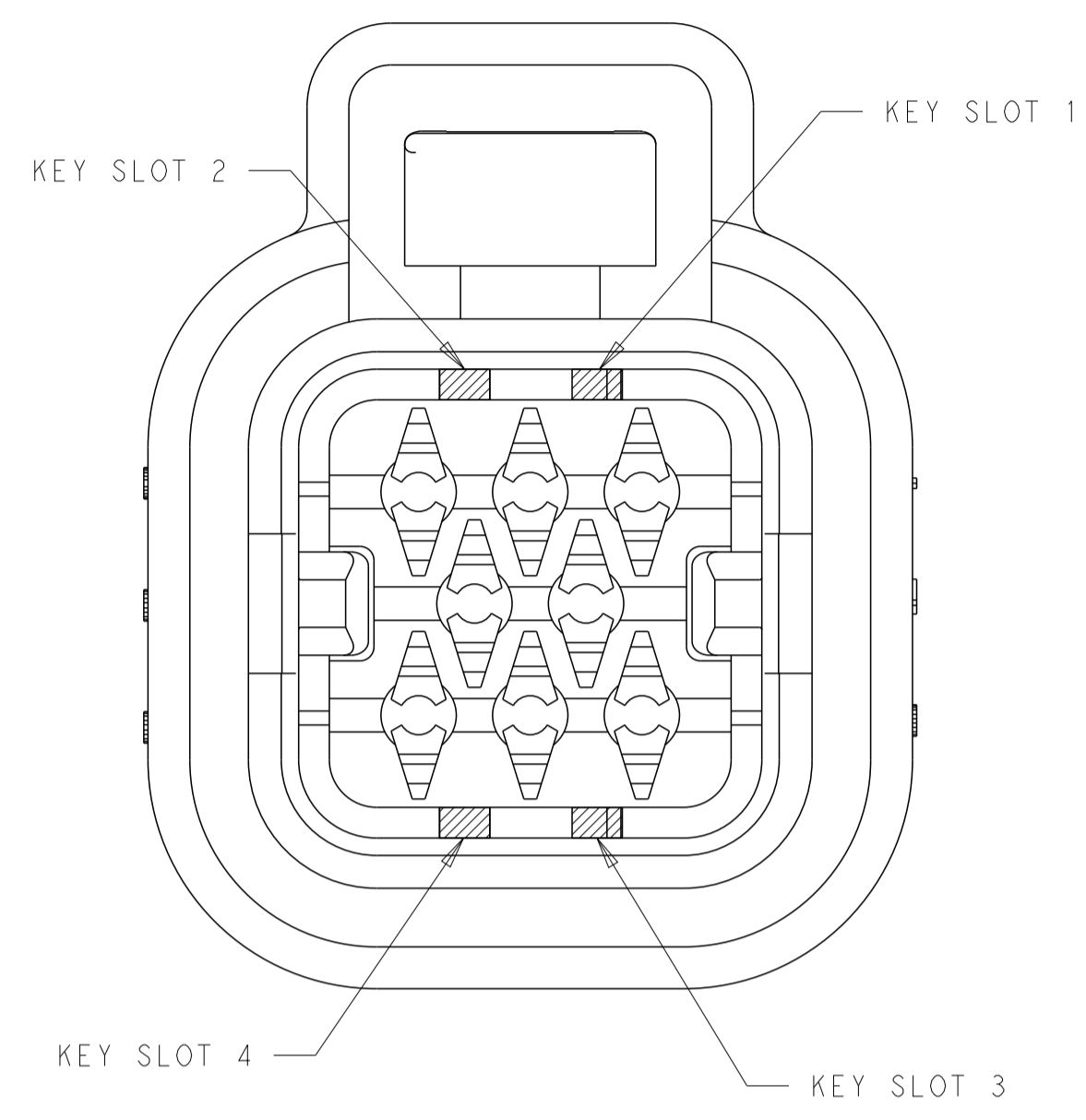
PRODUCT SPEC: 108-1329  
 APPLICATION SPEC: 114-16016

SIZE: A1  
 CAGE CODE: 2293782  
 DRAWING NO: 100779

RESTRICTED TO: CUSTOMER DRAWING

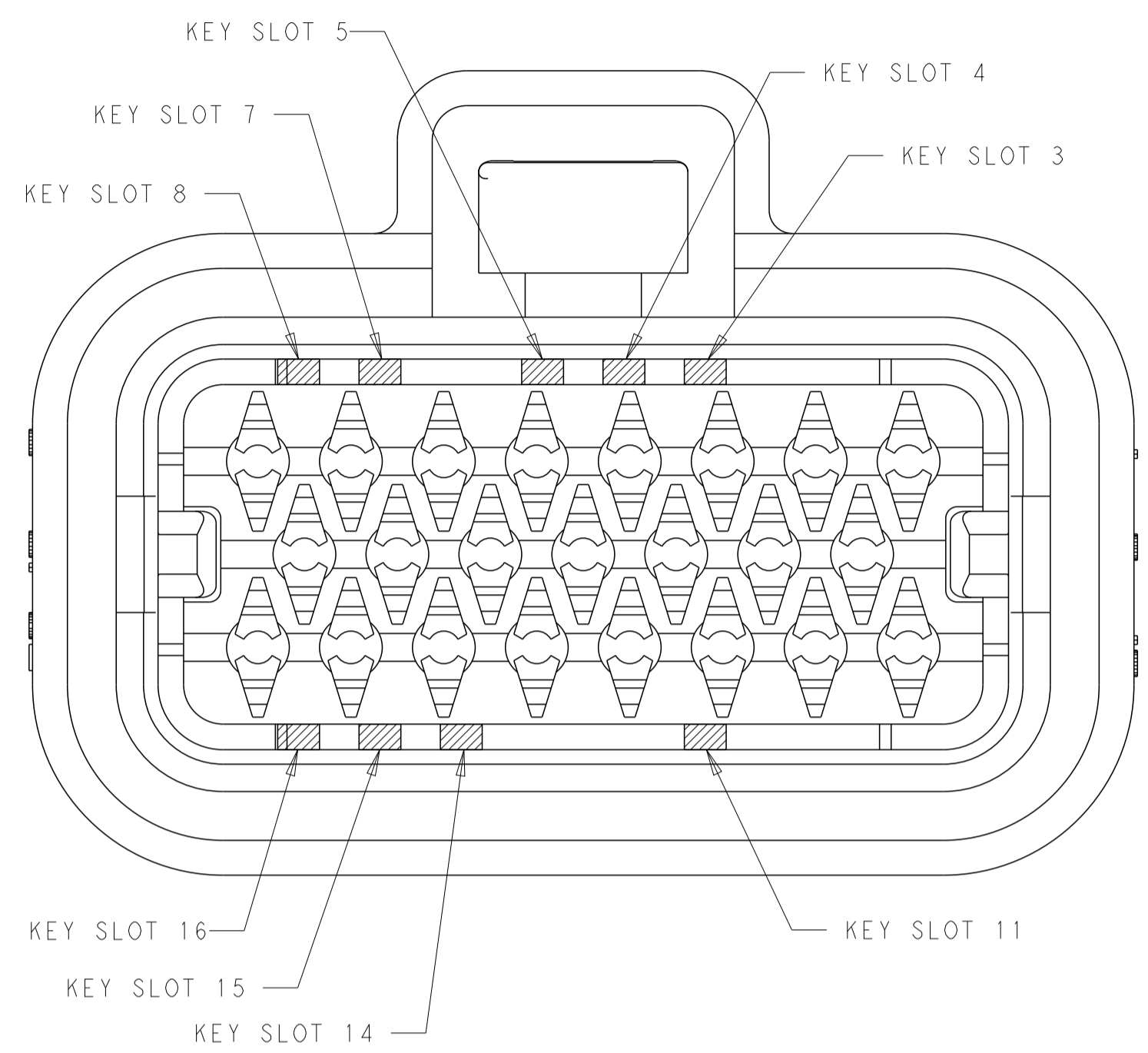
SCALE: 4:1  
 SHEET: 1 OF 2  
 REV: D1

REVISIONS				
P	LTN	DESCRIPTION	DATE	APVD
-	-	SEE SHEET 1	-	-



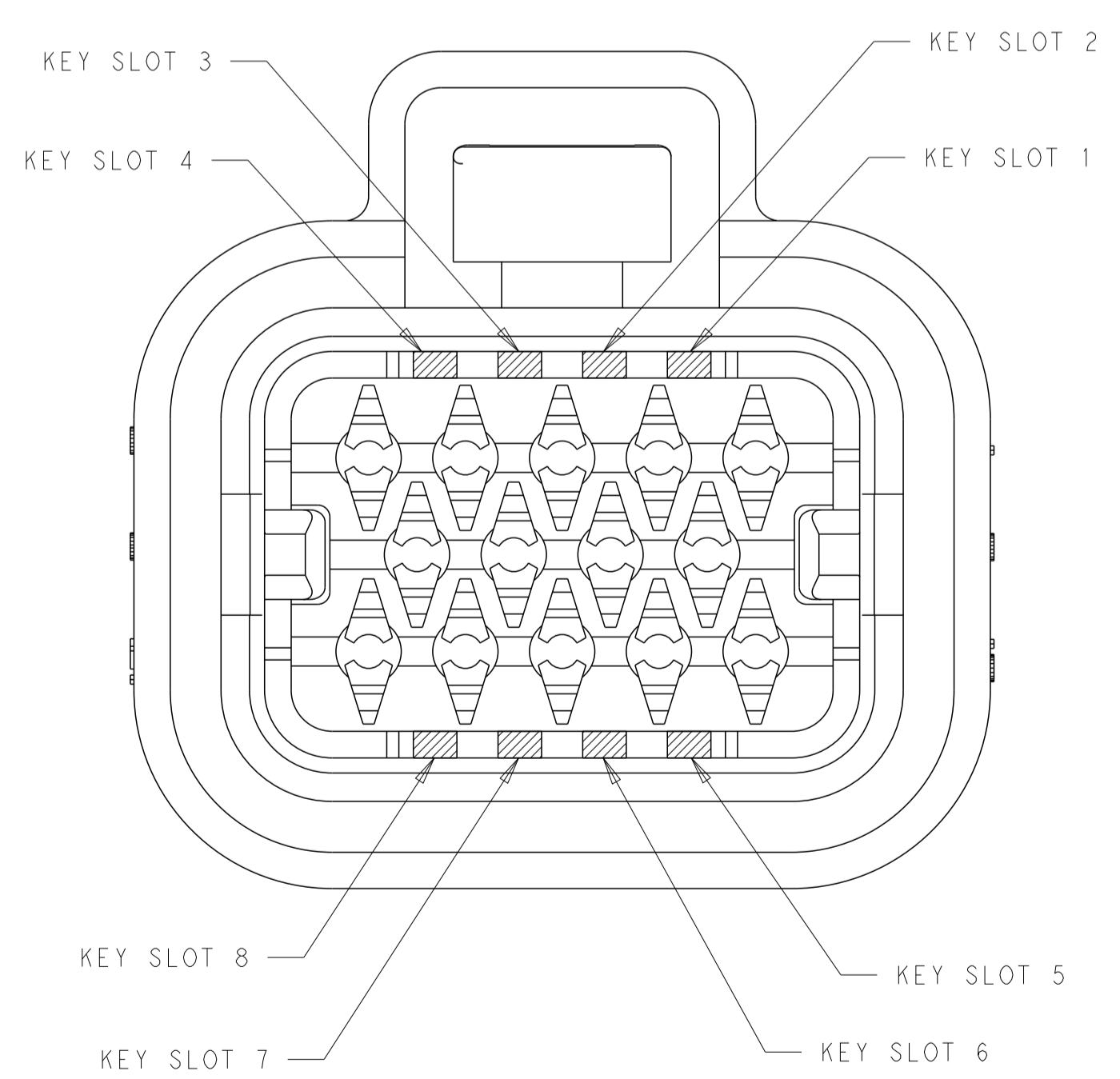
KEY SLOT LOCATION (SEE VIEW ABOVE)	COLOR	PART NUMBER
1 & 3	NATURAL	776286-2
2 & 4	BLACK	776286-1

8-POSITION CONNECTOR  
 KEY SLOT LOCATIONS  
 SCALE 4:1



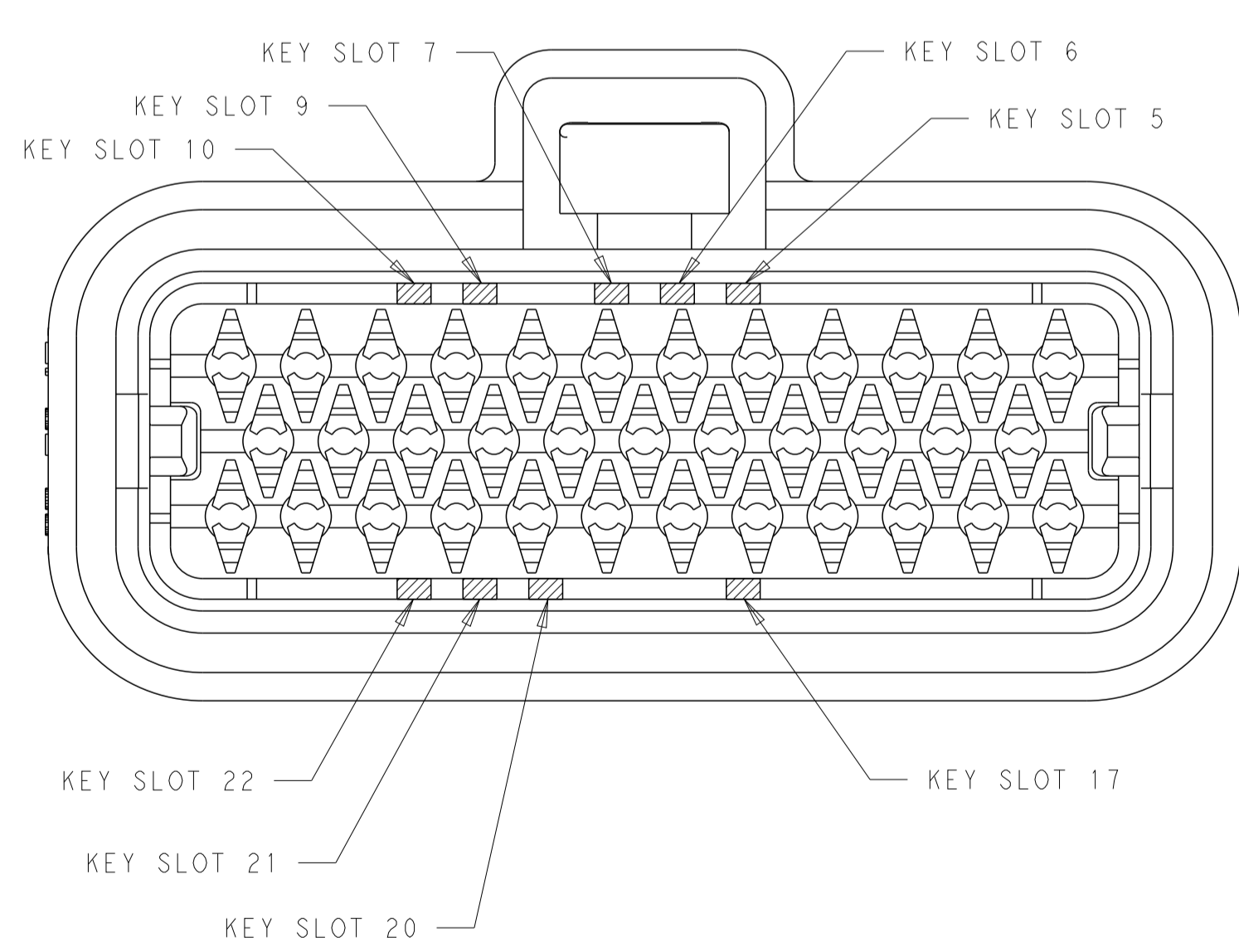
KEY SLOT LOCATION (SEE VIEW ABOVE)	COLOR	PART NUMBER
3, 8 & 16	BLUE	770680-5
7 & 15	GREY	770680-4
4 & 14	BLACK	770680-3
5 & 11	NATURAL	770680-2
4 & 14	BLACK	770680-1

23-POSITION CONNECTOR  
 KEY SLOT LOCATIONS  
 SCALE 4:1



KEY SLOT LOCATION (SEE VIEW ABOVE)	COLOR	PART NUMBER
3 & 5	BLUE	776273-5
2 & 8	GREY	776273-4
1 & 6	NATURAL	776273-2
3 & 7	BLACK	776273-1

14-POSITION CONNECTOR  
 KEY SLOT LOCATIONS  
 SCALE 4:1



KEY SLOT LOCATION (SEE VIEW ABOVE)	COLOR	PART NUMBER
7 & 22	ORANGE	776164-6
5, 10, 22	BLUE	776164-5
9 & 21	GREY	776164-4
7 & 17	NATURAL	776164-2
6 & 20	BLACK	776164-1

35-POSITION CONNECTOR  
 KEY SLOT LOCATIONS  
 SCALE 3:1

THIS DRAWING IS A CONTROLLED DOCUMENT.		OWN: A. MARTIN 11JUN2015	TE Connectivity NAME: PLUG ASSEMBLY, AMPSEAL FAMILY DRAWING
DIMENSIONS: mm		CHK: D. STRAUSSER 29JUN2015	
TOLERANCES UNLESS OTHERWISE SPECIFIED:		APVD: G. BROWN 29JUN2015	
0 PLC ± 1 PLC ±0.2 2 PLC ± 3 PLC ± 4 PLC ± ANGLES ±		PRODUCT SPEC: 108-1329 APPLICATION SPEC: 114-16016 WEIGHT: - CUSTOMER DRAWING	
MATERIAL: SEE NOTE 1		FINISH: -	SIZE: A1 CAGE CODE: 00779 DRAWING NO: C=2293782 RESTRICTED TO: - SCALE: 1:1 SHEET 2 OF 2 REV: D1

# Mouser Electronics

Authorized Distributor

Click to View Pricing, Inventory, Delivery & Lifecycle Information:

[TE Connectivity:](#)

[776286-1](#)