

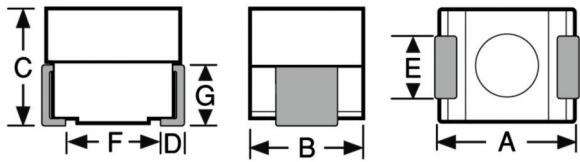
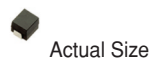

# SERIES

**4302R**  
**4302**



## Temperature Stable (1008 size) Surface Mount Inductors

DASH NUMBER*	INDUCTANCE ( $\mu\text{H}$ ) $\pm 10\%$	TEST FREQUENCY (MHz) Q MINIMUM	SRF MINIMUM (MHz)	DC RESISTANCE MAXIMUM (OHMS)	CURRENT RATING MAXIMUM (mA)
--------------	---	-----------------------------------	-------------------	---------------------------------	--------------------------------



SERIES 4302 POWDERED IRON CORE						
-121K	0.12	40	25.0	400	0.130	1075
-151K	0.15	40	25.0	375	0.150	1000
-181K	0.18	40	25.0	325	0.165	955
-221K	0.22	40	25.0	270	0.175	925
-271K	0.27	40	25.0	240	0.190	890
-331K	0.33	40	25.0	180	0.200	865
-391K	0.39	40	25.0	160	0.220	825
-471K	0.47	40	25.0	130	0.240	790
-561K	0.56	40	25.0	115	0.295	710
-681K	0.68	40	25.0	105	0.320	685
-821K	0.82	40	25.0	95	0.510	540
-102K	1.0	30	7.9	80	0.550	520
-122K	1.2	30	7.9	75	0.600	500
-152K	1.5	30	7.9	70	0.730	455
-182K	1.8	30	7.9	60	0.800	430
-222K	2.2	30	7.9	50	1.25	345
-272K	2.7	30	7.9	45	1.60	305
-332K	3.3	30	7.9	40	1.85	285
-392K	3.9	30	7.9	35	2.10	265
-472K	4.7	30	7.9	30	2.30	255
-562K	5.6	30	7.9	26	3.00	225
-682K	6.8	30	7.9	22	3.50	205
-822K	8.2	30	7.9	20	4.00	195
-103K	10.0	30	7.9	18	4.50	180
-123K	12.0	20	2.5	16	7.50	140
-153K	15.0	20	2.5	14	9.00	125
-183K	18.0	20	2.5	12	11.00	115
-223K	22.0	20	2.5	11	12.00	110
-273K	27.0	20	2.5	10	13.00	105

**Temperature Stable for critical conditions**

**Physical Parameters**

	Inches	Millimeters
A	0.095 to 0.115	2.41 to 2.92
B	0.085 to 0.105	2.16 to 2.66
C	0.075 to 0.095	1.91 to 2.41
D	0.010 to 0.030	0.26 to 0.76
E	0.040 to 0.060	1.02 to 1.52
F	0.060 (Ref. only)	1.52 (Ref. only)
G	0.045 (Ref. only)	1.14 (Ref. only)

Dimensions "A" and "C" are over terminals.

**Weight Max.** (Grams) 0.1

**Operating Temperature Range**  $-55^{\circ}\text{C}$  to  $+125^{\circ}\text{C}$

**Current Rating at  $90^{\circ}\text{C}$  Ambient**  $35^{\circ}\text{C}$  Rise

**Maximum Power Dissipation at  $90^{\circ}\text{C}$**  0.208 W

**Note** For applications requiring improved characteristics over typical ferrite core inductors of the same size. See 1008 Series for values lower than  $0.12\mu\text{H}$ .

**Marking** Delevan; dash number; date code (YYWWL).  
Note: An R before the date code indicates a RoHS component.

Example: 4302-272K  
DELEVAN  
272  
1822B

**Packaging** Tape & reel (8mm): 7" reel, 2000 pieces max.;  
13" reel, 7000 pieces max.

**Made In the U.S.A.**

Optional Tolerances: J = 5% H = 3% G = 2% F = 1%  
\*Complete part # must include series # PLUS the dash #  
For surface finish information, refer to [www.delevanfinishes.com](http://www.delevanfinishes.com)

For more detailed graphs, contact factory

