

59020 Miniature Firecracker Reed Sensor + 57020 Actuator

RoHS



Description

The 59020 Firecracker Reed Sensor is a miniature cylindrical reed sensor 15.24mm x 5.10mm (0.600" x 0.201") with a normally open contact. It is capable of switching up to 170Vdc at 10W. It has a variety of cable lengths and connector options. It functions best with the 57020-000 actuator.

Note: The 57020 Actuator is sold separately.

Features

- Magnetically operated proximity sensor
- Normally open contact
- Customer defined sensitivity option
- Choice of cable length and connector

Benefits

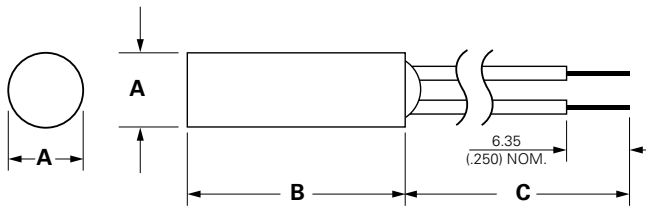
- Hermetically sealed, magnetically operated contacts continue to operate long after optical and other technologies fail due to contamination
- Quick and easy to install
- No standby power requirement
- Operates through non-ferrous materials such as wood, plastic or aluminium

Applications

- Position and Limit Sensing
- Security Systems
- Level Sensing
- Linear Actuators

Dimensions

Dimensions in mm (inch)



	A Nom.	B Nom.	C Nom.
57020 Actuator	5.10 (.201)	15.24 (.600)	–
59020 Sensor	5.10 (.201)	15.24 (.600)	300 (11.81)± 10.00 (.393)

59020 Miniature Firecracker Reed Sensor + 57020 Actuator

Electrical Ratings

Contact Type			Normally Open
Switch Type			1
Contact Rating ¹		VA/Watt - max.	10
Voltage ⁴	Switching ² Breakdown ³	Vdc - max.	170
		Vdc - min.	175
Current ⁴	Switching ² Carry	Adc - max.	0.25
		Adc - max.	0.5
Resistance ⁵	Contact, Initial Insulation	Ω - max.	0.2
		Ω - min.	10 ¹⁰
Capacitance	Contact	pF - typ.	0.2
Temperature	Operating	°C	-40 to +105

Product Characteristics

Operate Time ⁶		ms - max.	1.0
Release Time ⁶		ms - max.	1.0
Shock ⁷	11ms ½ sine	G - max.	100
Vibration ⁷	50-2000 Hz	G - max.	30

Notes:

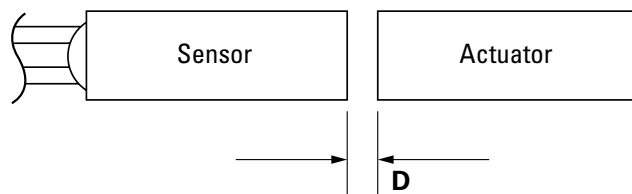
- Contact rating - Product of the switching voltage and current should never exceed the wattage rating. Contact Littelfuse for additional load/life information.
- When switching inductive and/or capacitive loads, the effects of transient voltages and/or currents should be considered. Refer to Application Notes AN108A and AN107 for details.
- Breakdown Voltage - per MIL-STD-202, Method 301.
- Electrical Load Life Expectancy - Contact Littelfuse with voltage, current values along with type of load.
- This resistance value is for 11.81mm wire length. Resistance changes when wire lengthens.
- Operate (including bounce)/Release Time - per EIA/NARM RS-421-A, diode suppressed coil (Coil II).
- Shock and Vibration - per EIA/NARM RS-421-A and MIL-STD-202.
- For custom modifications to the wire length or size, or adding a special connector, please contact Littelfuse.

Sensitivity Options (Using 57020 Actuator)

Select Option		S	
Switch Type		Pull-In AT Range	Activate Distance – D mm (inch) Average
1	Normally Open	6-10	6.0 (.236)

Note:

- Pull-In AT Range: These AT values are the bare reed switch AT before modification.
- The activation distance is average value on the final sensor assembly.



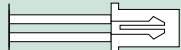


59020 Miniature Firecracker Reed Sensor + 57020 Actuator

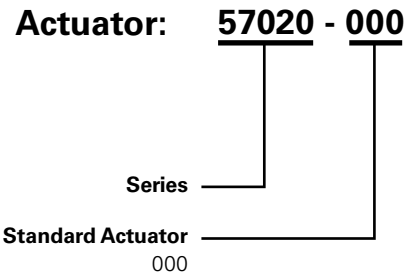
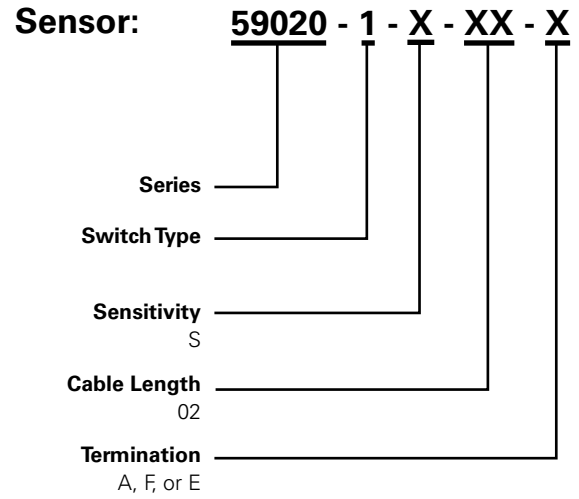
Cable Length Specification

Cable Type: 24 AWG 7/32 PVC 105°C UL1430/UL1569	
Select Option	Cable Length mm (inch)
02	300 (11.81)

Termination Specification

Termination Options		
Select Option	Description (Two-wire versions illustrated)	
A	Tinned leads (6.4±0.76)mm	
F	Untinned leads (6.4±0.76)mm	
E	JST type XHP 2.5mm pitch	

Part Numbering System



Note: The 57020 Actuator is sold separately.

Packaging

Packaging Option	Packaging Specification	Quantity	Quantity & Packaging Code	Taping Width
Bulk	Bulk	500	N/A	N/A

Disclaimer Notice - Information furnished is believed to be accurate and reliable. However, users should independently evaluate the suitability of and test each product selected for their own applications. Littelfuse products are not designed for, and may not be used in, all applications. Read complete Disclaimer Notice at <http://www.littelfuse.com/disclaimer-electronics>.

Mouser Electronics

Authorized Distributor

Click to View Pricing, Inventory, Delivery & Lifecycle Information:

Littelfuse:

[59020-1-U-02-A](#) [59020-1-U-02-F](#) [59020-1-T-02-A](#) [59020-1-T-02-F](#) [59020-1-S-02-A](#) [59020-1-S-02-F](#) [59020-010](#)
[59020-1-S-01-A](#) [59020-1-U-04-A](#) [59020-1-U-05-F](#) [59020-1-S-04-A](#) [59020-1-S-04-F](#) [59020-1-T-01-A](#) [59020-1-S-03-A](#)
[59020-1-S-03-F](#) [59020-1-T-03-F](#) [59020-1-U-01-F](#) [59020-1-T-01-F](#) [59020-1-T-05-F](#) [59020-1-U-03-A](#) [59020-1-S-05-](#)
[A](#) [59020-1-U-01-A](#) [59020-1-U-05-A](#) [59020-1-U-04-F](#) [59020-1-S-05-F](#) [59020-1-U-03-F](#) [59020-1-T-03-A](#) [59020-1-S-](#)
[01-F](#) [59020-1-T-05-A](#) [59020-1-T-04-F](#) [59020-1-T-04-A](#) [59020-1-S-03-D](#) [59020-1-U-02-E](#) [59020-1-T-02-E](#) [59020-1-](#)
[U-04-C](#) [59020-1-U-05-D](#) [59020-1-S-02-D](#) [59020-1-S-04-E](#) [59020-1-S-01-D](#) [59020-1-T-01-D](#) [59020-1-U-01-D](#)
[59020-1-T-05-E](#) [59020-1-S-05-E](#) [59020-1-T-01-E](#) [59020-1-S-01-C](#) [59020-1-U-04-E](#) [59020-1-S-02-C](#) [59020-1-T-02-C](#)
[59020-1-T-04-D](#) [59020-1-S-05-D](#) [59020-1-U-01-E](#) [59020-1-T-04-E](#) [59020-1-T-05-C](#) [59020-1-U-02-D](#) [59020-1-T-05-](#)
[D](#) [59020-1-U-03-D](#) [59020-1-S-01-E](#) [59020-1-S-03-C](#) [59020-1-U-04-D](#) [59020-1-U-02-C](#) [59020-1-T-01-C](#) [59020-1-T-](#)
[04-C](#) [59020-1-S-02-E](#) [59020-1-T-03-D](#) [59020-1-S-05-C](#) [59020-1-T-02-D](#) [59020-1-T-03-C](#) [59020-1-U-05-C](#) [59020-1-](#)
[U-03-C](#) [59020-1-S-04-D](#) [59020-1-S-04-C](#) [59020-1-S-03-E](#) [59020-1-T-03-E](#) [59020-1-U-05-E](#) [59020-1-U-03-E](#) [59020-](#)
[1-U-01-C](#)