

Printed-circuit board connector - DMC 1,5/12-G1-3,5 P20THR - 1786934

Please be informed that the data shown in this PDF Document is generated from our Online Catalog. Please find the complete data in the user's documentation. Our General Terms of Use for Downloads are valid (<http://phoenixcontact.com/download>)

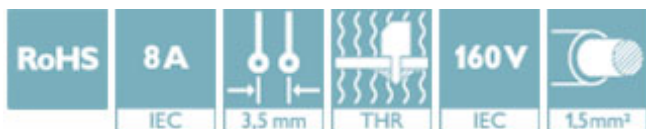
PCB headers, nominal current: 8 A, rated voltage (III/2): 160 V, number of positions: 12, pitch: 3.5 mm, color: black, contact surface: Tin, mounting: THR soldering




The figure shows a 10-pos. version with 20 contacts

Your advantages

- Designed for integration into the SMT soldering process
- Conductor connection on several levels enables higher contact density
- Small component size for applications where space is at a premium



Key Commercial Data

Packing unit	50 pc
GTIN	 4 046356 595162
GTIN	4046356595162

Technical data

Dimensions

Length [l]	11.6 mm
Width	42.8 mm
Pitch	3.5 mm
Dimension a	38.5 mm
Width [w]	42.8 mm
Height [h]	12.8 mm
Height	10.8 mm
Length of the solder pin	2 mm
Pin dimensions	0.8 x 0.8 mm
Pin spacing	2.50 mm
Length	11.6 mm

General

Printed-circuit board connector - DMC 1,5/12-G1-3,5 P20THR - 1786934

Technical data

General

Range of articles	DMC 1,5/...G1-THR
Insulating material group	IIIa
Rated surge voltage (III/3)	2.5 kV
Rated surge voltage (III/2)	2.5 kV
Rated surge voltage (II/2)	2.5 kV
Rated voltage (III/3)	160 V
Rated voltage (III/2)	160 V
Rated voltage (II/2)	250 V
Connection in acc. with standard	EN-VDE
Nominal current I_N	8 A
Maximum load current	8 A
Insulating material	LCP
Flammability rating according to UL 94	V0
Color	black
Number of positions	12

Standards and Regulations

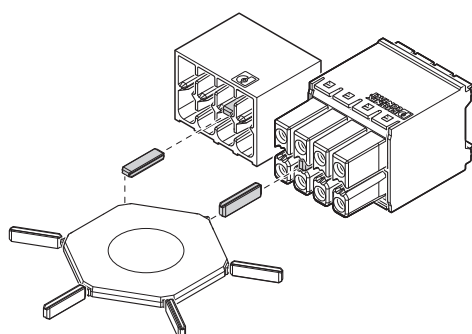
Connection in acc. with standard	EN-VDE
	CUL
Flammability rating according to UL 94	V0

Environmental Product Compliance

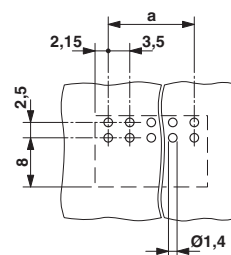
China RoHS	Environmentally friendly use period: unlimited = EFUP-e
	No hazardous substances above threshold values

Drawings

Schematic diagram



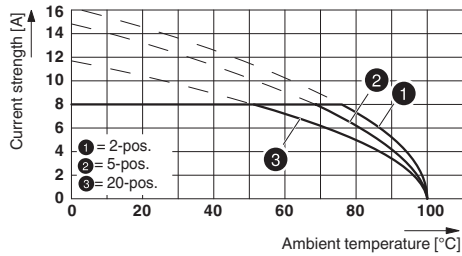
Drilling diagram



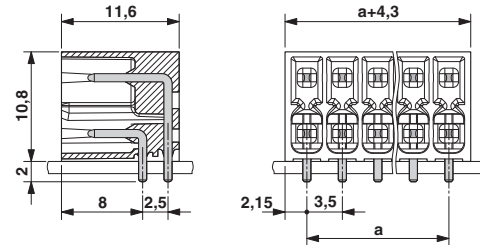
Use of the CP-DMC... coding profile

Printed-circuit board connector - DMC 1,5/12-G1-3,5 P20THR - 1786934

Diagram



Dimensional drawing



Approvals

Approvals

Approvals

IECEE CB Scheme / VDE Gutachten mit Fertigungsüberwachung / EAC / cULus Recognized

Ex Approvals

Approval details


IECEE CB Scheme		http://www.iecee.org/	DE1-60359_B1_B2
Nominal voltage UN	160 V		
Nominal current IN	8 A		

VDE Gutachten mit Fertigungsüberwachung		http://www2.vde.com/de/Institut/Online-Service/VDE-gepruefteProdukte/Seiten/Online-Suche.aspx	40038423
Nominal voltage UN	160 V		
Nominal current IN	8 A		

EAC		B.01742	
-----	--	---------	--

Printed-circuit board connector - DMC 1,5/12-G1-3,5 P20THR - 1786934

Approvals

cULus Recognized		http://database.ul.com/cgi-bin/XYV/template/LISEXT/1FRAME/index.htm E60425-20110128	
	D	B	C
Nominal voltage UN	300 V	300 V	50 V
Nominal current IN	8 A	8 A	8 A

Phoenix Contact 2019 © - all rights reserved
<http://www.phoenixcontact.com>

PHOENIX CONTACT GmbH & Co. KG
Flachsmarktstr. 8
32825 Blomberg
Germany
Tel. +49 5235 300
Fax +49 5235 3 41200
<http://www.phoenixcontact.com>