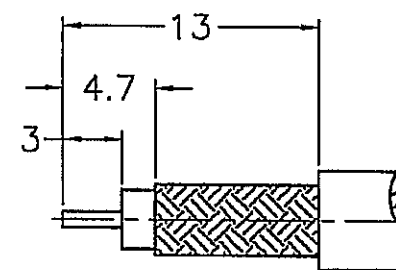
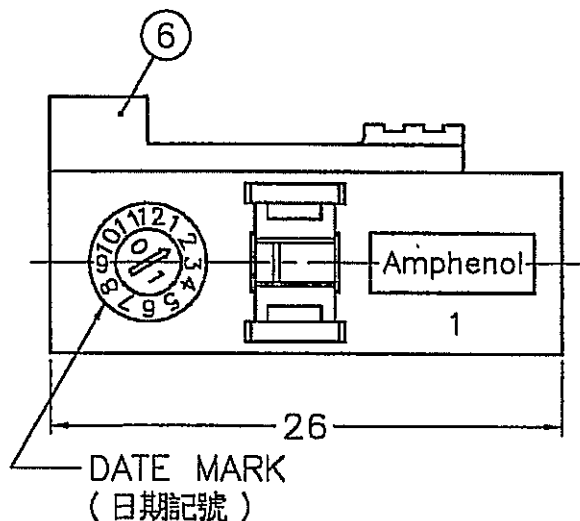


REVISIONS

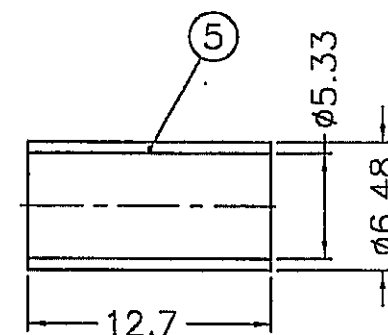
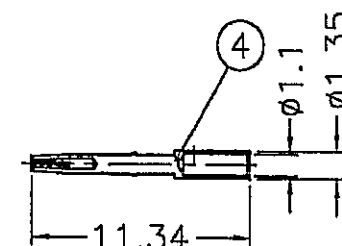
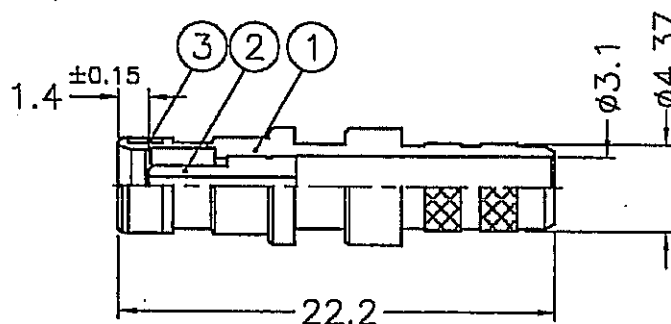
ISS	ZONE	DESCRIPTION\PER REQUEST\DATE
D	B-8	NO.6 WAS CHANGED\RD-DM91091701L\11-12-02'
D1	B-6	CANCELLED L AND M KEY CODING\N/A\02-13-03'
E	C-4	ADD 4 ROUND RIBS ON CLIP, FKLC00001B WAS FKLC00001A \RD-DM06032401B\ 24-Mar-06
E1	B-4	ADDED: ± 0.20 , REMOVED 8mm\ECO\8-05-06'
F	B-6	ADDED L M N KEY CODING \RD-DM93081001L\ 27-Sep-07



RECOMMENDED
CABLE STRIPPING DIM'S
(建議剝線尺寸)

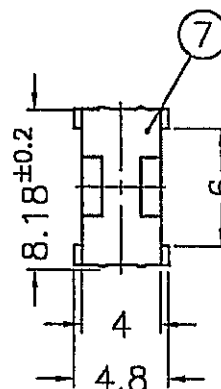
1. CRIMPED FERRULE
HEX. CRIMP SIZE .213"
2. CRIMPED CONTACT PIN
SQ. CRIMP SIZE .042"

CONFIGURATION CONTROL:
NO CHANGES PERMITTED TO DRAWING WITHOUT
PPAP QUALIFIED CUSTOMER APPROVAL



NOTES: FINISH (PLATING THICKNESS IN MICRO-INCHES)

1. BRASS PER QQ-B-626, ALLOY 360, 1/2 H ; JIS H3250 C 3604BD OR EQUIVALENT
2. NICKEL PL. 60 MIN. THICK OVER COPPER STRIKE
3. BERYLLIUM COPPER PER QQ-C-530, ALLOY 173, 1/2 H ; FUJII FX301 OR EQUIVALENT
4. GOLD PL. 30 MIN. THICK OVER NICKEL PL. 100 MIN. THICK OVER COPPER STRIKE
5. TEFLON MIL-P-19468 OR EQUIVALENT
6. BERYLLIUM COPPER JIS C1720R-1/4H OR EQUIVALENT
7. COPPER PER ASTM B-75 ALLOY C12200 OR EQUIVALENT
8. NYLON66(WITH 33% GLASS FIBER) PER NYTEX COMPOSITES CO., LTD. GRADE MG-0033N-V0 OR EQUIVALENT
9. PBT(WITH 15% GLASS FIBER) PER CHANG CHUN GRADE 4115202



TABLE

KEY CODING	PART NO.	DRAWING NO.	ITEM NO.	LOCK COVER
A	FA1-NASJ-C04-0	FK6121AW-008-NT30G-50	FK6121AA57NC5F	FKLC30101D
B	FA1-NBSJ-C04-0	FK6121BW-008-NT30G-50	FK6121AB57NC5F	FKLC30102D
C	FA1-NCSJ-C04-0	FK6121CW-008-NT30G-50	FK6121AC57NC5F	FKLC30103D
D	FA1-NDSJ-C04-0	FK6121DW-008-NT30G-50	FK6121AD57NC5F	FKLC30104D
E	FA1-NESJ-C04-0	FK6121EW-008-NT30G-50	FK6121AE57NC5F	FKLC30105D
F	FA1-NFSJ-C04-0	FK6121FW-008-NT30G-50	FK6121AF57NC5F	FKLC30106D
G	FA1-NGSJ-C04-0	FK6121GW-008-NT30G-50	FK6121AG57NC5F	FKLC30107D
H	FA1-NHSJ-C04-0	FK6121HW-008-NT30G-50	FK6121AH57NC5F	FKLC30108D
I	FA1-NISJ-C04-0	FK6121IW-008-NT30G-50	FK6121AI57NC5F	FKLC30109D
K	FA1-NKSJ-C04-0	FK6121KW-008-NT30G-50	FK6121AK57NC5F	FKLC30110D
Z	FA1-NZSJ-C04-0	FK6121ZW-008-NT30G-50	FK6121AZ57NC5F	FKLC30111D
L	FA1-NLSJ-C04-0	FK6121LW-008-NT30G-50	FK6121AL57NC5F	FKLC30112D
M	FA1-NMSJ-C04-0	FK6121MW-008-NT30G-50	FK6121AM57NC5F	FKLC30113D
N	FA1-NNSJ-C04-0	FK6121NW-008-NT30G-50	FK6121AN57NC5F	FKLC30114D

NO.	DESCRIPTION	MATERIAL	FINISH	Q'TY	DRAWING NO.
7	LOCK COVER	NOTE 9	NATURAL	1	FKLC00001B
6	LOCK COVER	NOTE 8		1	SEE TABLE
5	FERRULE	NOTE 7	NOTE 2	1	FKFR00201A
4	CONTACT PIN	NOTE 3	NOTE 4	1	FKCP00401A
3	RETAINER RING	NOTE 6	NATURAL	1	FKRR00101A
2	INSULATOR	NOTE 5	NATURAL	1	FKNS00501A
1	BODY	NOTE 1	NOTE 2	1	FKBD00501A

DIMENSIONS ARE IN MILLIMETERS			
UNLESS OTHERWISE SPECIFIED TOLERANCES			
0.5-6	=	± 0.2	
6-30	=	± 0.4	
30-120	=	± 0.6	
120-315	=	± 1	
315-1000	=	± 1.6	
1000-2000	=	± 2.4	

PART NO.	FA1-NXSJ-C04-0
APPROVED	Angela W 28-Sep-07
CHECKED	Angela W 28-Sep-07
DRAWN	Evan 27-Sep-07
FILE NO.	F:\DWG\FK\6121XX\008\50\NT30G-FSZ

Amphenol	
Danbury,CT,USA-Tainan,Taiwan-Shenzhen,China	
TITLE	FAKRA SMB CRIMP JACK (FOR RG-58A/U, 58C/U CABLE)
DRAWING NO.	FK6121XX-008-NT30G-50
ITEM NO.	FK6121AAX57NC5F

Mouser Electronics

Authorized Distributor

Click to View Pricing, Inventory, Delivery & Lifecycle Information:

[Amphenol:](#)

[FA1-NCSJ-C04-0](#)