

Relay Module - PR1-RSC3-LV-120AC/2X21 - 2834504

Please be informed that the data shown in this PDF Document is generated from our Online Catalog. Please find the complete data in the user's documentation. Our General Terms of Use for Downloads are valid (<http://phoenixcontact.com/download>)



Preassembled relay modules with screw connection, consisting of: Relay socket plug-in miniature power relay with power contacts, plug-in display/interference suppression module and relay retaining bracket. Input voltage: 120 V AC, contacts: 2 PDT, 8 A

Product Features

- Safe isolation between coil and contact side
- Logical contact arrangement thanks to 1/3-level relay base
- Operational reliability thanks to sealed relay



Key Commercial Data

Packing unit	1 pc
Minimum order quantity	5 pc
Weight per Piece (excluding packing)	64.0 g
Custom tariff number	85364900
Country of origin	Germany

Technical data

Note

Utilization restriction	EMC: class A product, see manufacturer's declaration in the download area
-------------------------	---

Dimensions

Width	16 mm
Height	78.5 mm
Depth	71 mm

Ambient conditions

Ambient temperature (operation)	-25 °C ... 60 °C
Ambient temperature (storage/transport)	-25 °C ... 85 °C

Relay Module - PR1-RSC3-LV-120AC/2X21 - 2834504

Technical data

Coil side

Nominal input voltage U_N	120 V AC
Typical input current at U_N	9 mA (at 50 Hz)
	7 mA (At 60 Hz)
Typical response time	3 ms ... 12 ms
Typical release time range	1.5 ms ... 16 ms
Protective circuit	Varistor
Operating voltage display	Yellow LED

Contact side

Contact type	2 PDT
Contact material	AgNi
Maximum switching voltage	250 V AC/DC
Minimum switching voltage	5 V (at 10 mA)
Min. switching current	10 mA (At 5 V)
Maximum inrush current	15 A (300 ms)
Limiting continuous current	8 A
Interrupting rating (ohmic load) max.	2000 W (for 250 V AC)
	44 W (at 110 V DC)
	60 W (at 220 V DC)
	190 W (at 24 V DC)
	At 440 V AC
	85 W (at 48 V DC)
	60 W (at 60 V DC)
Switching capacity in acc. with DIN VDE 0660/IEC 60947	2 A (at 24 V, DC13)
	0.2 A (at 250 V, DC13)
	3 A (at 24 V, AC15)
	3 A (at 120 V, AC15)
	3 A (at 250 V, AC15)

Connection data input side

Connection name	Coil side
Connection method	Screw connection
Stripping length	8 mm
Screw thread	M3
Conductor cross section solid	0.14 mm ² ... 2.5 mm ²
Conductor cross section flexible	0.14 mm ² ... 2.5 mm ²
Conductor cross section AWG	26 ... 14

Connection data output side

Relay Module - PR1-RSC3-LV-120AC/2X21 - 2834504

Technical data

Connection data output side

Connection name	Contact side
Connection method	Screw connection
Stripping length	8 mm
Screw thread	M3
Conductor cross section solid	0.14 mm ² ... 2.5 mm ²
Conductor cross section flexible	0.14 mm ² ... 2.5 mm ²
Conductor cross section AWG	26 ... 14

General

Test voltage relay winding/relay contact	4 kV (50 Hz, 1 min.)
Test voltage relay contact/relay contact	2.5 kV (50 Hz, 1 min.)
Operating mode	100% operating factor
Mechanical service life	3 x 10 ⁷ cycles
Standards/regulations	IEC 60664
	EN 50178
	IEC 62103
Degree of pollution	3
Overvoltage category	III
Mounting position	any
Assembly instructions	In rows with zero spacing

Standards and Regulations

Standards/regulations	IEC 60664
	EN 50178
	IEC 62103
Degree of pollution	3
Overvoltage category	III

Articles in set

Relay socket - PR1-BSC3/2X21 - 2833521



Relay socket PR1..., for miniature power relay or miniature switching relay with 1 or 2 PDT or solid-state relay of same construction, 1/3 level design, screw connections, connection facility for input/interference suppression modules

Relay Module - PR1-RSC3-LV-120AC/2X21 - 2834504

Articles in set

Single relay - REL-MR-120AC/21-21 - 2961448



Plug-in miniature power relay, with power contact, 2 PDTs, input voltage 120 V AC

Plug-in module - LV-120-230AC/110DC - 2833738



Plug-in module, for mounting on PR1 and PR2, with varistor and yellow LED, input voltage: 120 - 230 V AC/110 V DC \pm 20%

Relay retaining bracket - EL1-P16 - 2833547



Relay retaining bracket, with eject function and integrated equipment marking area (7.5 x 15 mm), to suit relay socket PR1, for 16 mm high miniature power relay and solid-state relay

Classifications

eCl@ss

eCl@ss 4.0	27371102
eCl@ss 4.1	27371102
eCl@ss 5.0	27371603
eCl@ss 5.1	27371603
eCl@ss 6.0	27371603
eCl@ss 7.0	27371603
eCl@ss 8.0	27371601
eCl@ss 9.0	27371601

ETIM

ETIM 2.0	EC001456
ETIM 3.0	EC001456
ETIM 4.0	EC001456

Relay Module - PR1-RSC3-LV-120AC/2X21 - 2834504

Classifications

ETIM

ETIM 5.0	EC001437
----------	----------

UNSPSC

UNSPSC 6.01	30211917
UNSPSC 7.0901	39121516
UNSPSC 11	39121516
UNSPSC 12.01	39121516
UNSPSC 13.2	39121516

Approvals

Approvals

Approvals

EAC

Ex Approvals

Approvals submitted

Approval details

EAC

Accessories

Accessories

Bridge

Wire bridge - DB 50- 90 BU - 2821180

Wire bridge, Color: blue




Relay Module - PR1-RSC3-LV-120AC/2X21 - 2834504

Accessories

Wire bridge - DB 50- 90 BK - 2820916

Wire bridge, Color: black



Wire bridge - DB 50- 90 GY - 2820929

Wire bridge, Color: gray



Device marking

Label - EML (15X6) R YE - 0819288



Label, Roll, yellow, unlabeled, can be labeled with: THERMOMARK ROLL, THERMOMARK ROLL X1, THERMOMARK X, THERMOMARK S1.1, Mounting type: Adhesive, Lettering field: 15 x 6 mm

Marking material

Marker labels - MP 1 - 2833631

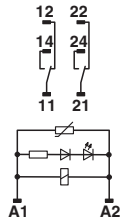


Equipment marker, labeling surface 6 x 15 mm

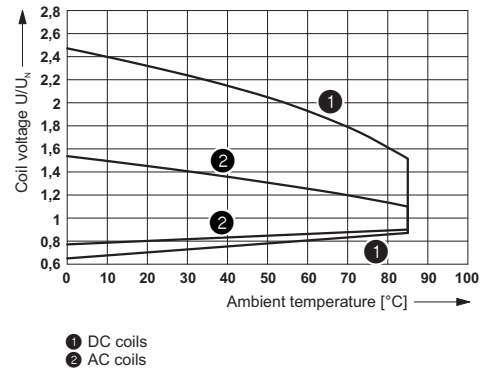
Drawings

Relay Module - PR1-RSC3-LV-120AC/2X21 - 2834504

Circuit diagram

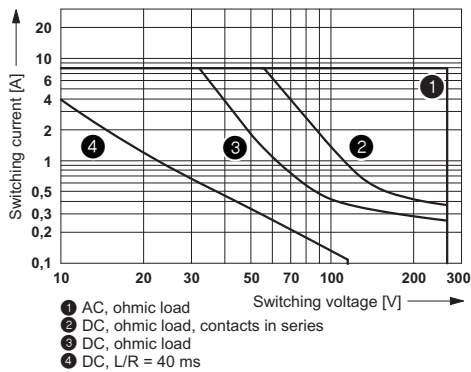


Diagram

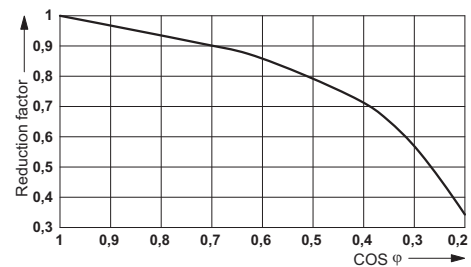


Operating voltage range of the relay

Diagram



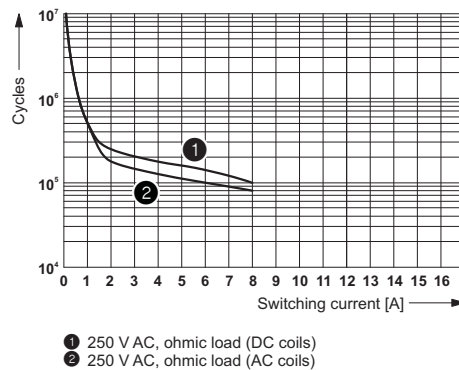
Diagram



Interrupting rating

Service life reduction factor with various cos phi

Diagram



Electrical service life

Mouser Electronics

Authorized Distributor

Click to View Pricing, Inventory, Delivery & Lifecycle Information:

[Phoenix Contact:](#)

[2834504](#)