


Anaren High Frequency Chip Resistor



Electrical Specifications:

	Room (25 °C)		
	Min.	Typ.	Max.
Resistance (Ω)	47.5	50	52.5
TCR (ppm / °C)	-200		+200
Power (W)			1.0
Operating Temperature (°C)	-55		150
Frequency Range (GHz)	DC		5
Return Loss (dB)			10

Specifications subject to change with out notice.

Features:

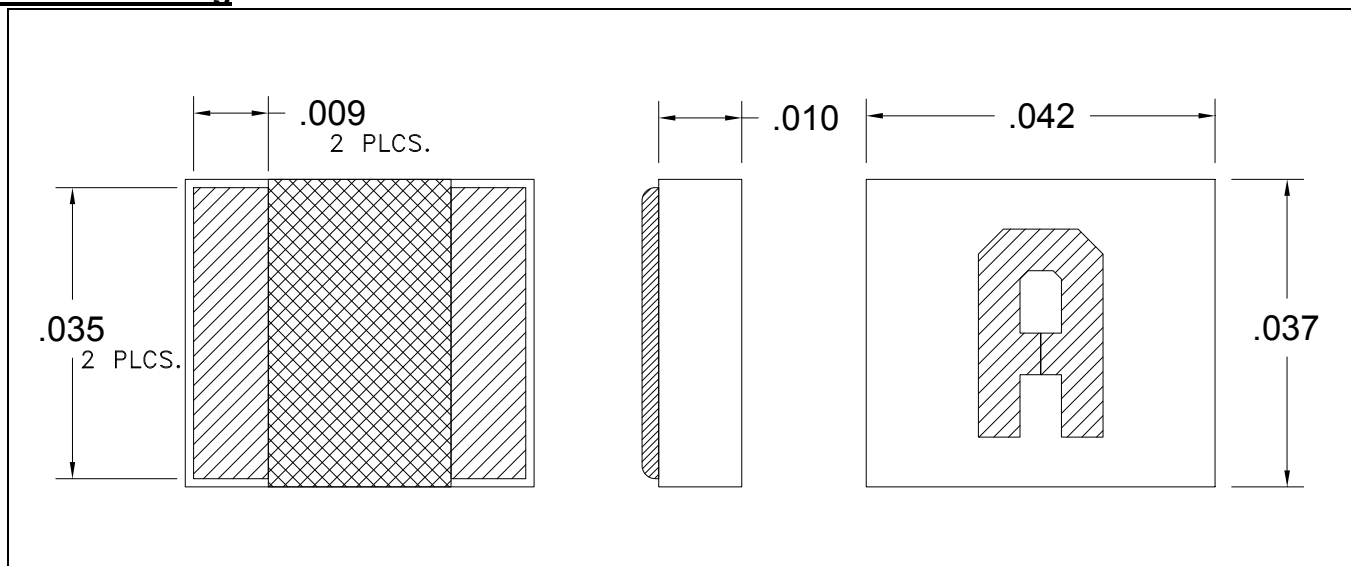
- RF Performance up to 5 GHz
- 50 Ω
- 10 mil 96 % Alumina
- Non-Nichrome Resistive Element
- Terminals:
Au/Sn Solder over Gold
- Solder Attach
- Tolerance 5%

Description

- Thick Film chip resistor with gold terminals with Au/Sn solder.
- Base Material is 10 mil 96% Alumina.
- Other values available.

Outline Drawing

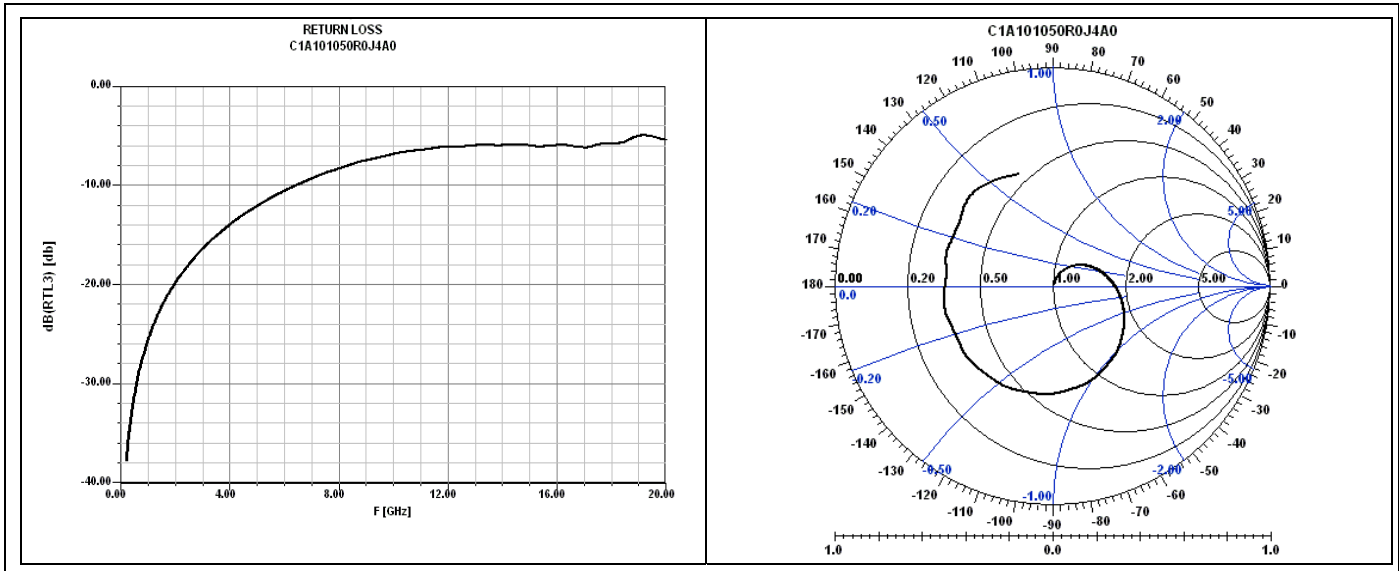
Dimensions shown in inches ±0.002 unless otherwise shown



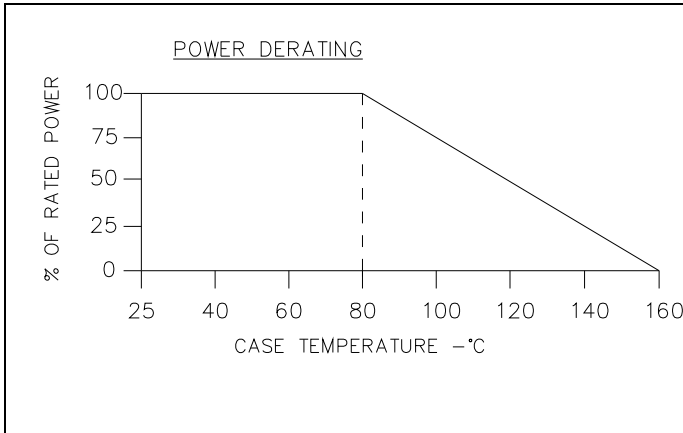
C1A101050R0J4A0 (097) Rev B



Performance Specifications:




Power De-rating:



Suggested Mounting:

Solder mount with Indium solder 182,
resistive side down



Description of Standard Tests as specified by options in Part Number

Parameter	Change in Resistance		Test Method
	Limit	Typical	
Resistance	± 5%	50 Ω	Measurement at 25°C
T.C.R (ppm / °C)	± 200		Measurement at +25°C to -55°C and +25°C to +125°C
Overload (Short Time)	±2%	±0.5%	Rated Voltage x 2.5 for 5 seconds
Thermal Shock	±0.5%	±0.3%	-55°C (30 minutes), +125°C (30 minutes), 100 cycles
Life Test	±3%	±1%	70°C ± 2°C, 1000 hours, 1.5 hr ON, 0.5 hr OFF cycle
High Temperature Exposure	±1%	±0.3%	+125°C, 1000 hours +155°C, 1000 hours

C1A101050R0J4A0 (097) Rev B

USA/Canada: (315) 432-8909
Toll Free: (800) 544-2414
Europe: +44 2392-232392

Available on Tape and
Reel For Pick and Place
Manufacturing.



Anaren
What'll we think of next?™

Mouser Electronics

Authorized Distributor

Click to View Pricing, Inventory, Delivery & Lifecycle Information:

[Anaren:](#)

[C1A101050R0J4A0](#)