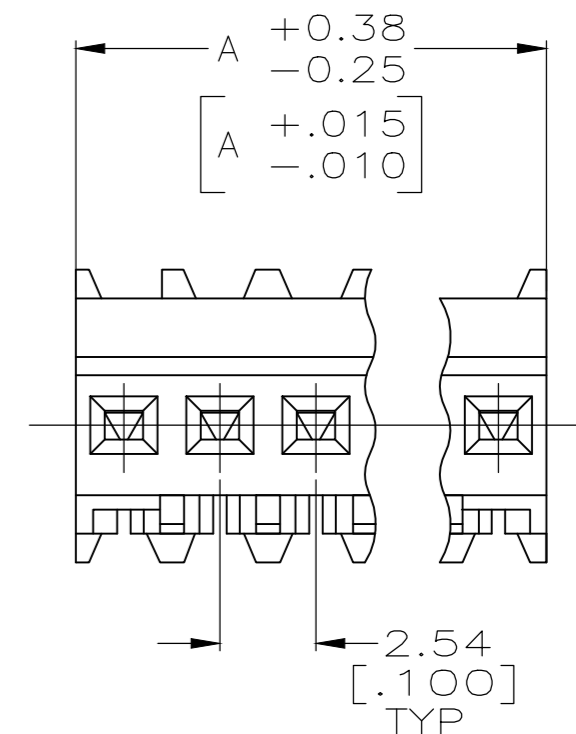
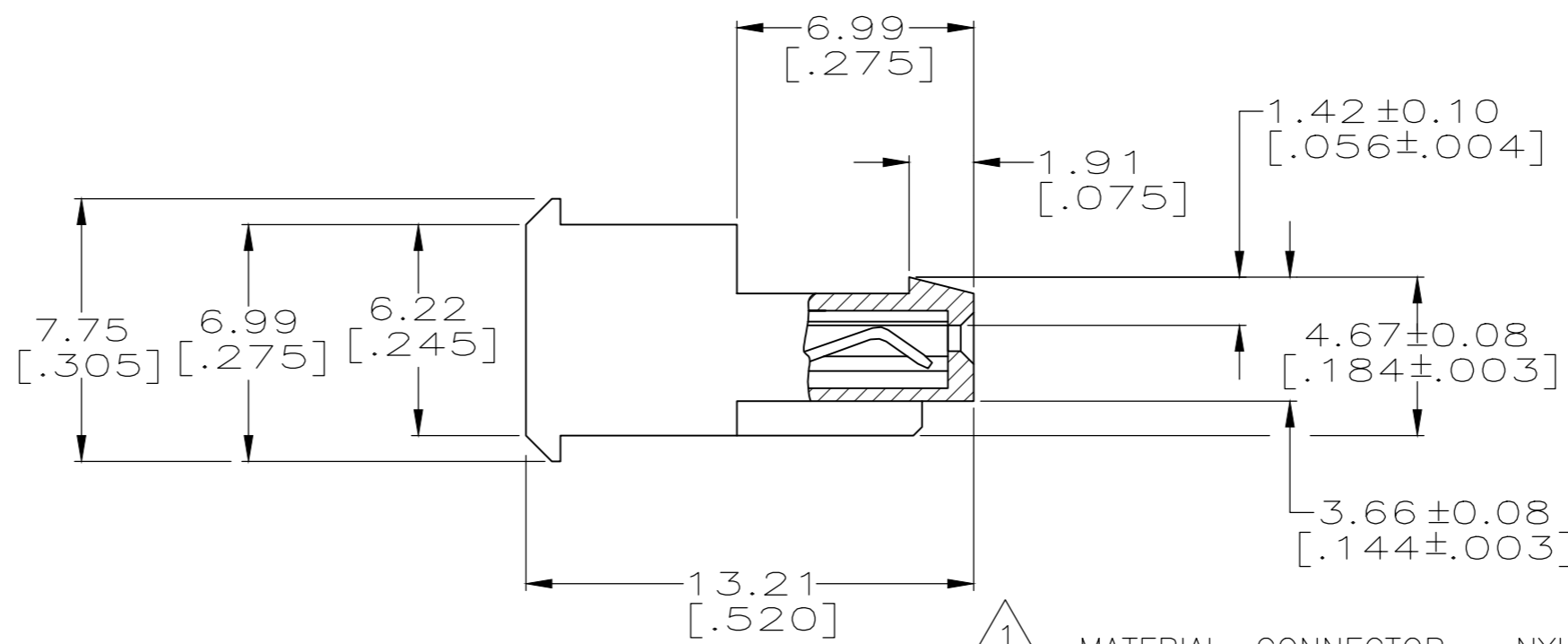
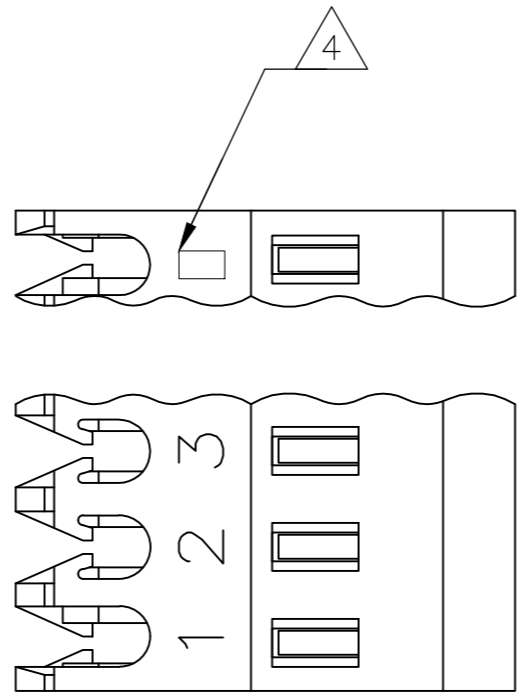


THIS DRAWING IS UNPUBLISHED. RELEASED FOR PUBLICATION  
 © COPYRIGHT - By - ALL RIGHTS RESERVED.

LOC		DIST		REVISIONS			
P	LTR	DESCRIPTION		DATE	DWN	APVD	
CM	00	W1	ECO-14-010907	09SEP2014	KR	OC	



MATERIAL: CONNECTOR - NYLON UL94V-2 (BLUE).  
 CONTACTS - 0.30[.012] THICK COPPER ALLOY  
 BRIGHT TIN-LEAD .00203[.000080] MIN THICKNESS  
 FOR 640622-2 THRU 2-640622-8.  
 MATTE WHISKER MITIGATED TIN .00203[.000080] MIN THICKNESS  
 OVER NICKEL UNDERPLATE FOR 3-640622-2 THRU 5-640622-8.

- 2 CONTACTS ACCEPT 26 AWG WIRE WITH 1.52[.060] MAX INSULATION DIAMETER.
- 3 CONTACTS MUST ACCEPT 0.64±0.03[.025±.001] SQUARE POST AND REMAIN LOCKED IN POSITION.
- 4 IDENTIFICATION NUMBER FOR LAST CIRCUIT MAY NOT APPEAR ON ALL ASSEMBLIES.
- 5 DIMENSIONS IN BRACKETS ARE IN INCHES.
- 6 HOUSING FEATURES ARE: FEED THRU WITH LOCKING RAMP.
- 7 OBSOLETE PARTS: OBSOLETE CIS STREAMLINING PER D.RENAUD/D.SINISI

	DIM A	NO. OF CIRCUITS	PART NO.
YES	71.12[2.800]	28	5-640622-8
YES	68.58[2.700]	27	5-640622-7
YES	66.04[2.600]	26	5-640622-6
YES	63.50[2.500]	25	5-640622-5
YES	60.96[2.400]	24	5-640622-4
YES	58.42[2.300]	23	5-640622-3
YES	55.88[2.200]	22	5-640622-2
YES	53.34[2.100]	21	5-640622-1
YES	50.80[2.000]	20	5-640622-0
YES	48.26[1.900]	19	4-640622-9
YES	45.72[1.800]	18	4-640622-8
YES	43.18[1.700]	17	4-640622-7
YES	40.64[1.600]	16	4-640622-6
YES	38.10[1.500]	15	4-640622-5
YES	35.56[1.400]	14	4-640622-4
YES	33.02[1.300]	13	4-640622-3
YES	30.48[1.200]	12	4-640622-2
YES	27.94[1.100]	11	4-640622-1
YES	25.40[1.000]	10	4-640622-0
YES	22.86[.900]	9	3-640622-9
YES	20.32[.800]	8	3-640622-8
YES	17.78[.700]	7	3-640622-7
YES	15.24[.600]	6	3-640622-6
YES	12.70[.500]	5	3-640622-5
YES	10.16[.400]	4	3-640622-4
YES	7.62[.300]	3	3-640622-3
YES	5.08[.200]	2	3-640622-2
NO	71.12[2.800]	28	2-640622-8
NO	68.58[2.700]	27	2-640622-7
NO	66.04[2.600]	26	2-640622-6
NO	63.50[2.500]	25	2-640622-5
NO	60.96[2.400]	24	2-640622-4
NO	58.42[2.300]	23	2-640622-3
NO	55.88[2.200]	22	2-640622-2
NO	53.34[2.100]	21	2-640622-1
NO	50.80[2.000]	20	2-640622-0
NO	48.26[1.900]	19	1-640622-9
NO	45.72[1.800]	18	1-640622-8
NO	43.18[1.700]	17	1-640622-7
NO	40.64[1.600]	16	1-640622-6
NO	38.10[1.500]	15	1-640622-5
NO	35.56[1.400]	14	1-640622-4
NO	33.02[1.300]	13	1-640622-3
NO	30.48[1.200]	12	1-640622-2
NO	27.94[1.100]	11	1-640622-1
NO	25.40[1.000]	10	1-640622-0
NO	22.86[.900]	9	640622-9
NO	20.32[.800]	8	640622-8
NO	17.78[.700]	7	640622-7
NO	15.24[.600]	6	640622-6
NO	12.70[.500]	5	640622-5
NO	10.16[.400]	4	640622-4
NO	7.62[.300]	3	640622-3
NO	5.08[.200]	2	640622-2
LEADFREE	DIM A	NO. OF CIRCUITS	PART NO.

SUPERSEDED  
 7

SUPERSEDED  
 7

SUPERSEDED 7

SUPERSEDED 7

THIS DRAWING IS A CONTROLLED DOCUMENT.		DWN S. CARPENTER 08AUG2003		
DIMENSIONS: mm [INCHES]		CHK D. BOSSI 08AUG2003		
TOLERANCES UNLESS OTHERWISE SPECIFIED:		APVD D. BOSSI 08AUG2003	NAME MTA-100 CONNECTOR ASSEMBLY, 26 AWG, STANDARD	
0 PLC ±		PRODUCT SPEC 108-1050	SIZE A2	
1 PLC ±		APPLICATION SPEC 114-1019	CAGE CODE 00779	DRAWING NO C-640622
2 PLC ±		MATERIAL 1	RESTRICTED TO -	SCALE 5:1
3 PLC ± 0.13 [.005]		FINISH 1	SHEET 1 of 1	REV W1
4 PLC ±		CUSTOMER DRAWING		
ANGLES ±				

# Mouser Electronics

Authorized Distributor

Click to View Pricing, Inventory, Delivery & Lifecycle Information:

[TE Connectivity:](#)

[3-640622-9](#)