THIS DRAWING IS UNPUBLISHED. RELEASED FOR PUBLICATION -,- .
© COPYRIGHT - By - ALL RIGHTS RESERVED.

LOC	DIST
AD	39

REVISIONS

P	LTR	DESCRIPTION	DATE	DWN	APVD
	U3	REVISED PER ECO-11-004917	11MAR11	RK	HMR

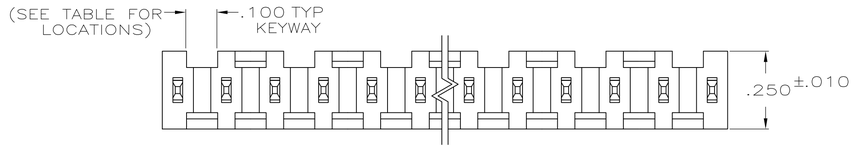

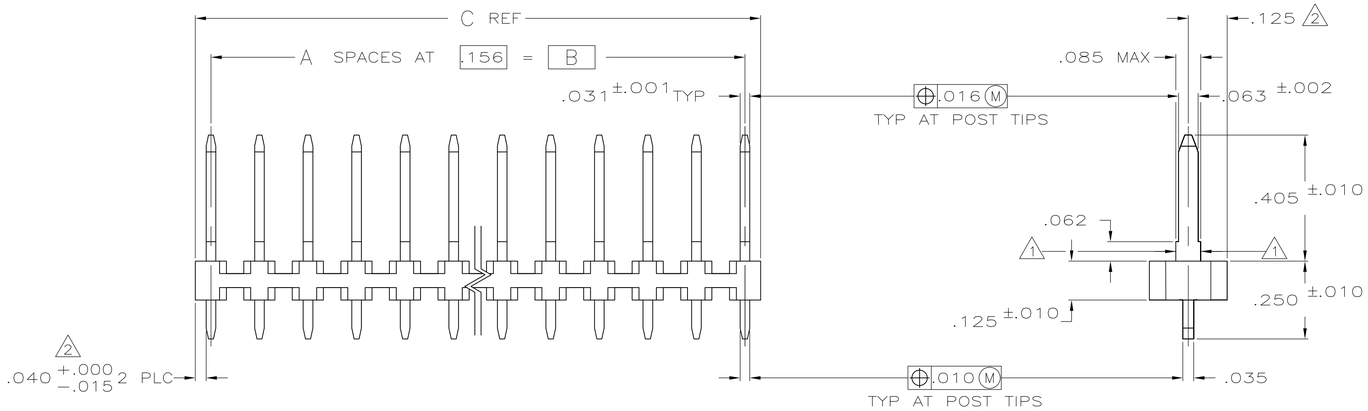

1. THESE SURFACES WILL NOT BE PLATED
2. THE NOTED DIMENSIONS APPLY AT THE INTERSECTION OF THE POST AND THE HOUSING
3. .000100–.000200 TIN LEAD OVER .000030 NICKEL.
4. .000100–.000200 TIN OVER .000030 NICKEL.
5. PRELIMINARY PART
6. ROHS 2002/95/EC COMPLIANT.
7. OBSOLETE PARTS: OBSOLETE CIS STREAMLINING PER D.RENAUD/D.SINISI

OBSOLETE 7	4	NONE	0	.111	–	–	1	6	~~7-87160-6~~
	4	A,C,E,H,K,M,Q,S,U,W,Y	11	3.855	3.744	24	25	6	~~7-87160-5~~
	4	A,C,E,G,J,L,N,Q,S,U,W,Y	12	3.699	3.588	23	24	6	~~7-87160-4~~
	4	A,D,G,K,N,R,U,X	8	3.543	3.432	22	23	6	~~7-87160-3~~
	4	A,C,E,G,J,L,N,Q,S,U,W	11	3.387	3.276	21	22	6	~~7-87160-2~~
	4	A,D,G,K,N,R,U	7	3.231	3.120	20	21	6	~~7-87160-1~~
	4	A,C,E,G,J,L,N,Q,S,U	10	3.075	2.964	19	20	6	7-87160-0
OBSOLETE	4	B,D,F,J,L,N,Q,S	8	2.919	2.808	18	19	6	~~6-87160-9~~
OBSOLETE 7	4	A,D,F,J,M,P,S	7	2.763	2.652	17	18	6	~~6-87160-8~~
	4	A,D,G,K,N,R	6	2.607	2.496	16	17	6	~~6-87160-7~~
	4	A,C,E,G,J,L,N,Q	8	2.451	2.340	15	16	6	~~6-87160-6~~
	4	A,D,G,K,N	5	2.295	2.184	14	15	6	~~6-87160-5~~
	4	A,C,E,G,J,L,N	7	2.139	2.028	13	14	6	6-87160-4
	4	A,C,E,G,J,L	6	1.827	1.716	11	12	6	6-87160-3
7 OBSOLETE	4	A,D,G,K	4	1.671	1.560	10	11	6	~~6-87160-2~~
	4	A,C,E,G,J	5	1.515	1.404	9	10	6	6-87160-1
	4	A,D,G	3	1.359	1.248	8	9	6	6-87160-0
	4	A,C,E,G	4	1.203	1.092	7	8	6	5-87160-9
	4	A,C,E	3	1.047	.936	6	7	6	5-87160-8
	4	A,C,E	3	.891	.780	5	6	6	5-87160-7
	4	A,C	2	.579	.468	3	4	6	5-87160-6
	4	A	1	.423	.312	2	3	6	5-87160-5
	4	A	1	.267	.156	1	2	6	5-87160-4
	4	A,D,J,M	4	1.983	1.872	12	13	6	5-87160-2
	4	A,D	2	.735	.624	4	5	6	5-87160-1
	4	A	1	.267	.156	1	2	5	3-87160-7
OBSOLETE	3	NONE	0	5.415	5.304	34	35		3-87160-6
OBSOLETE	3	NONE	0	5.259	5.148	33	34		3-87160-5
OBSOLETE	3	NONE	0	5.103	4.992	32	33		3-87160-4
OBSOLETE	3	NONE	0	4.947	4.836	31	32		3-87160-3
OBSOLETE	3	NONE	0	4.791	4.680	30	31		3-87160-2
OBSOLETE	3	NONE	0	4.635	4.524	29	30		3-87160-1
OBSOLETE	3	NONE	0	4.479	4.368	28	29		3-87160-0
OBSOLETE	3	NONE	0	4.323	4.212	27	28		2-87160-9
OBSOLETE	3	NONE	0	4.167	4.056	26	27		2-87160-8
OBSOLETE	3	NONE	0	4.011	3.900	25	26		2-87160-7
OBSOLETE 7	3	NONE	0	.111	–	–	1		~~2-87160-6~~
	3	A,C,E,H,K,M,Q,S,U,W,Y	11	3.855	3.744	24	25		~~2-87160-5~~
	3	A,C,E,G,J,L,N,Q,S,U,W,Y	12	3.699	3.588	23	24		~~2-87160-4~~
	3	A,D,G,K,N,R,U,X	8	3.543	3.432	22	23		~~2-87160-3~~
	3	A,C,E,G,J,L,N,Q,S,U,W	11	3.387	3.276	21	22		~~2-87160-2~~
	3	A,D,G,K,N,R,U	7	3.231	3.120	20	21		~~2-87160-1~~
	3	A,C,E,G,J,L,N,Q,S,U	10	3.075	2.964	19	20		2-87160-0
OBSOLETE 7	3	B,D,F,J,L,N,Q,S	8	2.919	2.808	18	19		~~1-87160-9~~
	3	A,D,F,J,M,P,S	7	2.763	2.652	17	18		~~1-87160-8~~
	3	A,D,G,K,N,R	6	2.607	2.496	16	17		~~1-87160-7~~
	3	A,C,E,G,J,L,N,Q	8	2.451	2.340	15	16		~~1-87160-6~~
	3	A,D,G,K,N	5	2.295	2.184	14	15		1-87160-5
	3	A,C,E,G,J,L,N	7	2.139	2.028	13	14		1-87160-4
	3	A,C,E,G,J,L	6	1.827	1.716	11	12		1-87160-3
7 OBSOLETE	3	A,D,G,K	4	1.671	1.560	10	11		~~1-87160-2~~
	3	A,C,E,G,J	5	1.515	1.404	9	10		1-87160-1
	3	A,D,G	3	1.359	1.248	8	9		1-87160-0
	3	A,C,E,G	4	1.203	1.092	7	8		87160-9
	3	A,C,E	3	1.047	.936	6	7		87160-8
	3	A,C,E	3	.891	.780	5	6		87160-7
	3	A,C	2	.579	.468	3	4		87160-6
	3	A	1	.423	.312	2	3		87160-5
	3	A	1	.267	.156	1	2		87160-4
OBSOLETE	3								87160-3
	3	A,D,J,M	4	1.983	1.872	12	13		87160-2
	3	A,D	2	.735	.624	4	5		87160-1
FINISH		KEYWAY LOCATIONS	NO OF KEYWAY	C	B	A	NO OF POSN		ASSEMBLY PART NUMBER

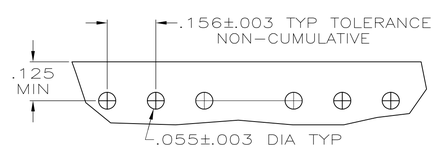

RECOMMENDED HOLE LAYOUT

KEYWAY LOCATIONS (REF-SEE TABLE)
(MATING LENGTH OF POST ON NEAR SIDE)
SCALE: 2:1

THIS DRAWING IS A CONTROLLED DOCUMENT.

DIMENSIONS: INCHES

TOLERANCES UNLESS OTHERWISE SPECIFIED:
0 PLC ± –
1 PLC ± –
2 PLC ± –
3 PLC ± .005
4 PLC ± –
ANGLES ± –

MATERIAL: HOUSING – FLAME
FINISH: SEE TABLE

DWN L.A.MAYER 3-16-87
CHK E.B.HUBBEN 3-18-87
APVD J.SCHIEFFER 3-18-87
PRODUCT SPEC 108-25016
APPLICATION SPEC –
WEIGHT –

TE Connectivity

NAME: HEADER ASSEMBLY, MOD I, VERTICAL, SINGLE ROW, .156

SIZE	CAGE CODE	DRAWING NO	RESTRICTED TO
A1	00779	C-87160	–

CUSTOMER DRAWING | SCALE 4:1 | SHEET 1 OF 1 | REV U3

Mouser Electronics

Authorized Distributor

Click to View Pricing, Inventory, Delivery & Lifecycle Information:

TE Connectivity:

5-87160-1