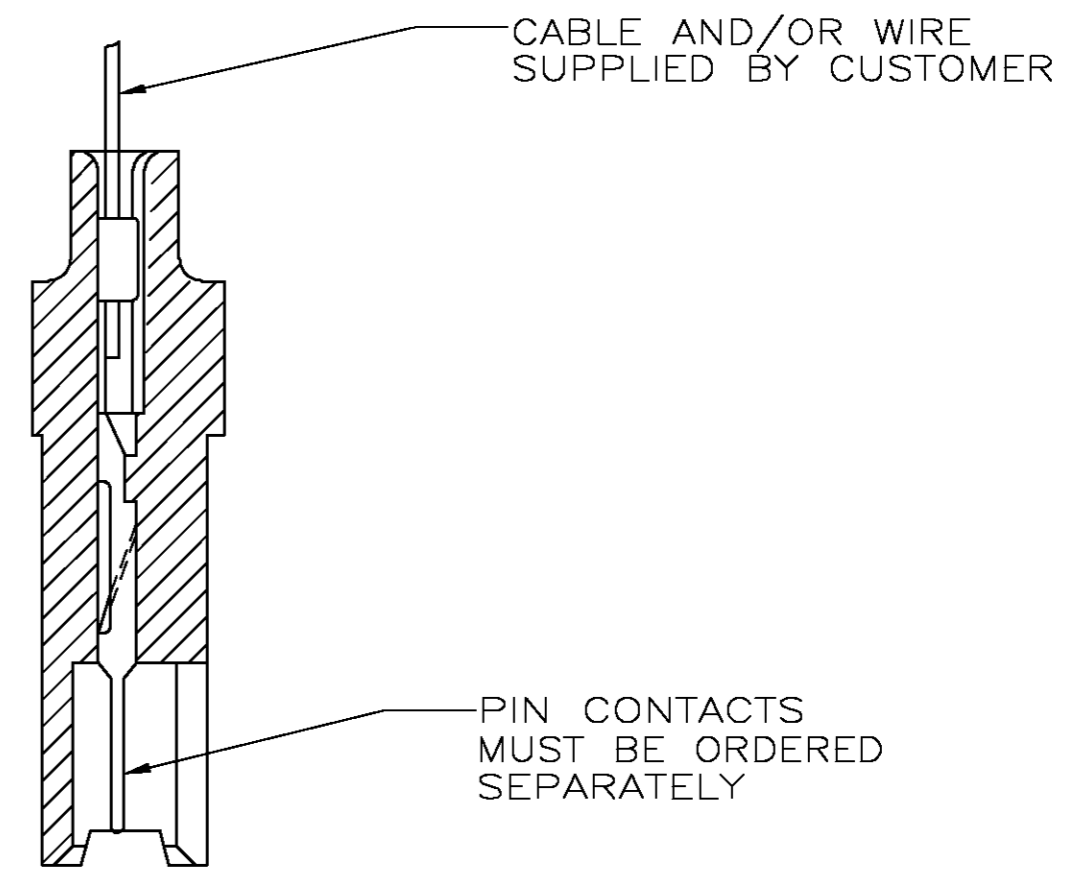
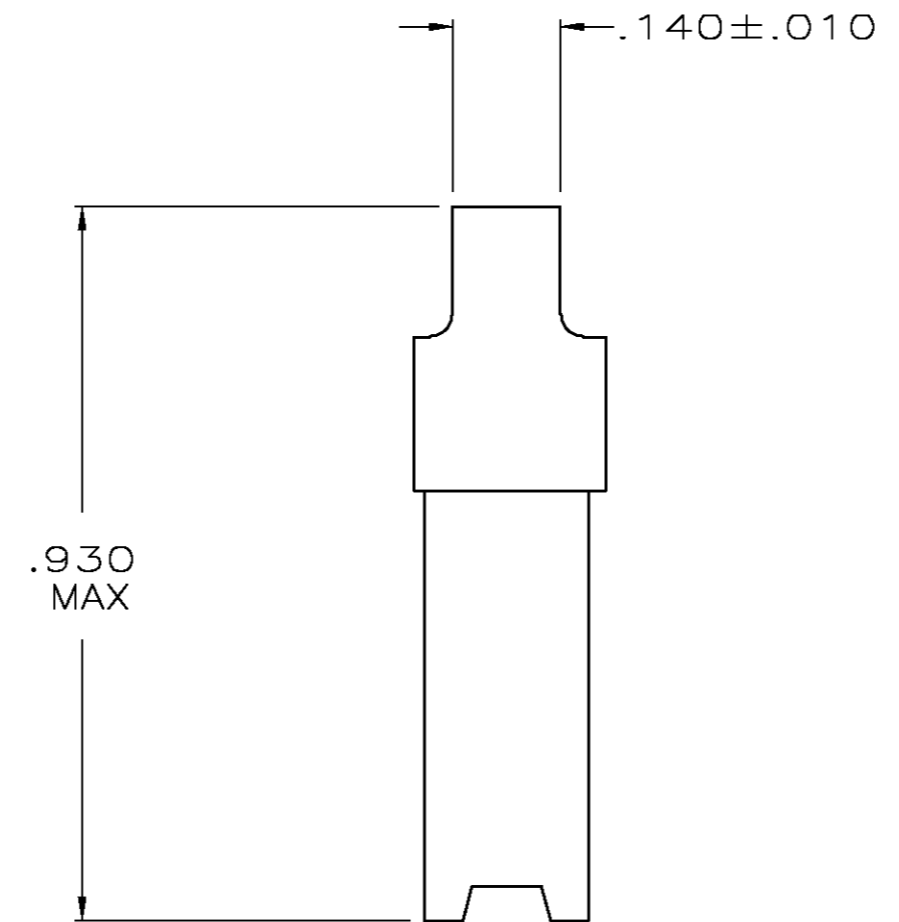
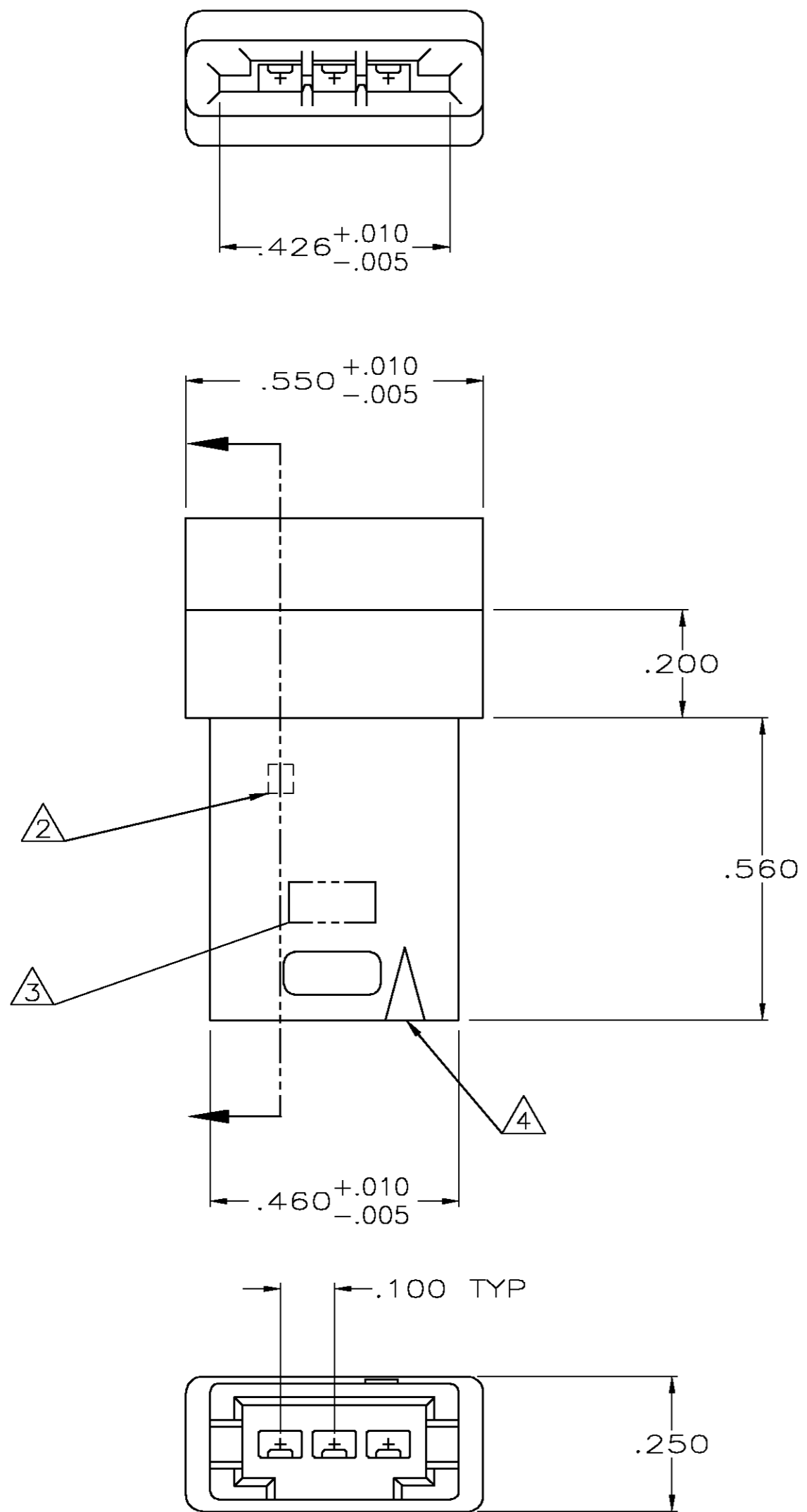


THIS DRAWING IS UNPUBLISHED. RELEASED FOR PUBLICATION  
 © COPYRIGHT BY TYCO ELECTRONICS CORPORATION. ALL RIGHTS RESERVED.

LOC	DIST	REVISIONS					
GP	00	P	LTR	DESCRIPTION	DATE	DWN	APVD
		U		REVISED PER EC OS13-0493-03	03MAR04	BM	JG



SECTION X-X  
 CRIMPED CONTACT SHOWN FOR REFERENCE ONLY

- HOUSING WILL ACCOMMODATE FLEXIBLE FLAT CONDUCTOR CABLE .050 WIDE CONDUCTORS ON .100 CENTERS AND/OR #32-22 AWG WIRE WITH INSULATION RANGE .025-.056 DIAMETER.
- CIRCUIT IDENT NO MOLDED AT FIRST AND THIRD POSITION.
- AMP TRADEMARK MOLDED IN THIS AREA.
- INDICATES FIRST POSITION.

THIS DRAWING IS A CONTROLLED DOCUMENT.		DWN B. MCMASTER 03MAR04	<b>tyco</b> Tyco Electronics Corporation Harrisburg, Pa 17105-3608	
DIMENSIONS: mm [INCHES]		CHK S. BOLASH 03MAR04	NAME HOUSING, PIN, W/DETENT SLOTS, .100ϕ, FFC	
TOLERANCES UNLESS OTHERWISE SPECIFIED:		APVD M. WALMSLEY 03MAR04	PRODUCT SPEC 108-9024	RESTRICTED TO -
0 PLC ± - 1 PLC ± - 2 PLC ± - 3 PLC ± .005 4 PLC ± - ± - ANGLES ± - ± - FINISH -		APPLICATION SPEC 114-16015	SIZE A2	CAGE CODE 00779
MATERIAL THERMOPLASTIC GLASS FILLED COLOR: BLACK		WEIGHT -	DRAWING NO C=494032	SCALE 4:1
CUSTOMER DRAWING			SHEET 1 OF 1	REV U

494032

# Mouser Electronics

Authorized Distributor

Click to View Pricing, Inventory, Delivery & Lifecycle Information:

[TE Connectivity:](#)

[494032-2](#)