

# Molded Parts

## Specification Control Drawing

Part Number : 214A011-25/225  
Description : Boot, Rectangular, Subminiature, Straight

### NOTES

- All dimensions are in  $\frac{\text{inches}}{\text{millimeters}}$  ;  $\frac{\text{lbs}}{\text{gms}}$
- Dimensions appearing in table are as follows:
  - a - As Supplied
  - b - After Unrestricted Recovery
- Coating is optional. As supplied dimensions appearing in table are for uncoated parts. When coating is added, entry diameters will be reduced by .06 max.

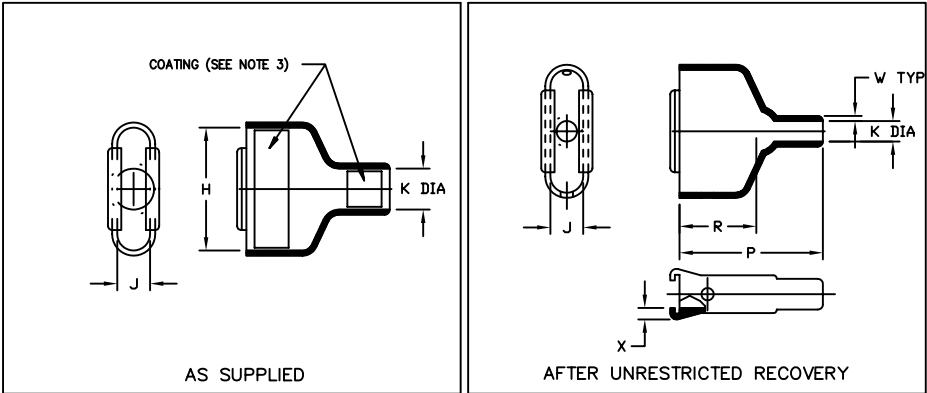
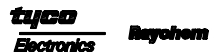


TABLE OF DIMENSIONS												
PART NUMBER	H		J		K		P	R	W	X	This Boot Fits	
	Min	±5%	Min	±5%	Min	Max					Cannon/Cinch	Amphenol
	a	b	a	b	a	b					Series 17	
214A011—25/225	.80 [20,3]	.80 [20,3]	.60 [15,0]	.42 [10,7]	.35 [9,0]	.16 [4,1]	1.31 [33,3]	.75 [19,1]	.04 [1,0]	.12 [3,0]	DE—9	XX09X

If this document is printed it becomes uncontrolled.  
Check for the latest revision.



TYCO ELECTRONICS  
300 CONSTITUTION DRIVE  
MENLO PARK, CALIFORNIA 94025

© 2004 Tyco Electronics Corporation. All rights reserved

Revision : A  
Date : 6/17/04

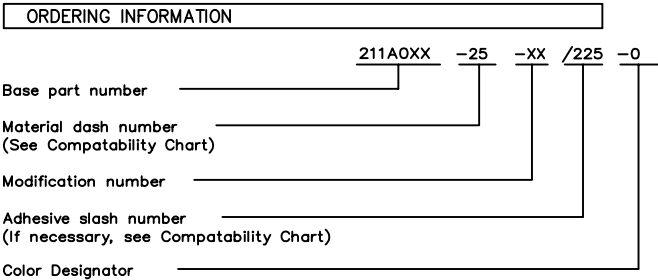
Part Number : 214A011-25/225  
Description : Boot, Rectangular, Subminiature, Straight

# Molded Parts

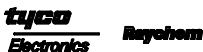
## Specification Control Drawing

Part Number : 214A011-25/225  
Description : Boot, Rectangular, Subminiature, Straight

COMPATABILITY CHART					
MATERIAL DASH NO.	MATERIAL DESCRIPTION	RT SPEC	COATING SLASH NO.	COATING S NO.	COATING DESCRIPTION
-25	Elastomer, Fluid Resistant	RT-1325	/225	S-1026	Adhesive



THIS DRAWING IS SUBJECT TO CHANGE WITHOUT NOTICE; CONSULT YOUR  
NEAREST FIELD REPRESENTATIVE FOR CURRENT REVISION



TYCO ELECTRONICS  
300 CONSTITUTION DRIVE  
MENLO PARK, CALIFORNIA 94025

Revision : A  
Date : 6/17/04

Part Number : 214A011-25/225  
Description : Boot, Rectangular, Subminiature, Straight  
CAD FILE MP04028

# Mouser Electronics

Authorized Distributor

Click to View Pricing, Inventory, Delivery & Lifecycle Information:

[TE Connectivity:](#)

[214A011-25/225-0](#)