

## Type 2 surge arrester - VAL-CP-3S-350 - 2859521

Please be informed that the data shown in this PDF Document is generated from our Online Catalog. Please find the complete data in the user's documentation. Our General Terms of Use for Downloads are valid (<http://phoenixcontact.com/download>)




Plug-in surge arrester for 3-phase power supply networks with separate N and PE (5-conductor system: L1, L2, L3, N, PE), with remote indication contact.

### Your advantages

- ✓ Plugs can be checked with CHECKMASTER
- ✓ With or without floating remote indication contact
- ✓ High continuous voltage of 350 V AC for 230/400 V AC networks with high voltage fluctuations
- ✓ Optical, mechanical status indication for the individual arresters
- ✓ Type 2 consistent plug-in surge arresters
- ✓ Mechanical coding of all slots
- ✓ Modular arrester blocks with ultra-narrow design
- ✓ Use of varistors with a low leakage current
- ✓ Disconnect device on each individual plug



### Key Commercial Data

Packing unit	1 pc
GTIN	 4 017918 977610
GTIN	4017918977610

### Technical data

#### Dimensions

Height	98 mm
Width	49.2 mm
Depth	71.5 mm
Horizontal pitch	2.7 Div.

#### Ambient conditions

Degree of protection	IP20
----------------------	------

# Type 2 surge arrester - VAL-CP-3S-350 - 2859521

## Technical data

### Ambient conditions

Ambient temperature (operation)	-40 °C ... 80 °C
Ambient temperature (storage/transport)	-40 °C ... 80 °C
Altitude	≤ 2000 m (amsl (above mean sea level))
Permissible humidity (operation)	5 % ... 95 %
Shock (operation)	30g (Half-sine / 11 ms / 3x ±X, ±Y, ±Z)
Vibration (operation)	5g (10 ... 500 Hz / 2.5 h / X, Y, Z)

### General

IEC test classification	II
	T2
EN type	T2
IEC power supply system	TN-S
	TT
Mode of protection	L-N
	L-PE
	N-PE
Mounting type	DIN rail: 35 mm
Color	gray/blue
	black
Housing material	PBT-FR
Degree of pollution	2
Flammability rating according to UL 94	V-0
Type	DIN rail module, two-section, divisible
Number of positions	4
Surge protection fault message	Optical, remote indicator contact

### Protective circuit

Nominal voltage $U_N$	240/415 V AC (TN-S)
	240/415 V AC (TT)
Nominal frequency $f_N$	50 Hz (60 Hz)
Maximum continuous operating voltage $U_C$ (L-N)	350 V AC
Maximum continuous operating voltage $U_C$ (L-PE)	350 V AC
Maximum continuous voltage $U_C$ (N-PE)	264 V AC
Rated load current $I_L$	40 A (Biconnect M4 fork-type cable lug 6 mm <sup>2</sup> )
	63 A (TWIN ferrule 2 x 10 mm <sup>2</sup> )
Residual current $I_{PE}$	≤ 1 μA
Nominal discharge current $I_n$ (8/20) μs (L-N)	20 kA
Nominal discharge current $I_n$ (8/20) μs (N-PE)	20 kA
Maximum discharge current $I_{max}$ (8/20) μs (L-N)	40 kA
Maximum discharge current $I_{max}$ (8/20) μs (N-PE)	40 kA
Follow current interrupt rating $I_{fi}$ (N-PE)	100 A (264 V AC)

# Type 2 surge arrester - VAL-CP-3S-350 - 2859521

## Technical data

### Protective circuit

Short-circuit current rating $I_{SCCR}$	25 kA
Voltage protection level $U_p$ (L-N)	$\leq 1.5$ kV
Voltage protection level $U_p$ (L-PE)	$\leq 1.9$ kV
Voltage protection level $U_p$ (N-PE)	$\leq 1.5$ kV
Residual voltage $U_{res}$ (L-N)	$\leq 1.5$ kV (at $I_n$ )
	$\leq 1.3$ kV (at 10 kA)
	$\leq 1.2$ kV (at 5 kA)
	$\leq 1.1$ kV (at 4 kA)
	$\leq 1$ kV (at 2 kA)
Residual voltage $U_{res}$ (N-PE)	$\leq 0.5$ kV (at $I_n$ )
	$\leq 0.5$ kV (at 10 kA)
	$\leq 0.5$ kV (at 5 kA)
	$\leq 0.5$ kV (at 4 kA)
	$\leq 0.5$ kV (at 2 kA)
TOV behavior at $U_T$ (L-N)	415 V AC (5 s / withstand mode)
	440 V AC (120 min / safe failure mode)
TOV behavior at $U_T$ (N-PE)	1200 V AC (200 ms / withstand mode)
Response time $t_A$ (L-N)	$\leq 25$ ns
Response time $t_A$ (N-PE)	$\leq 100$ ns
Max. backup fuse with V-type through wiring	40 A (gG / Biconnect M4 fork-type cable lug, 6 mm <sup>2</sup> )
	63 A (gG / TWIN ferrule 2x 10mm <sup>2</sup> )
Max. backup fuse with branch wiring	315 A (gG)

### Indicator/remote signaling

Switching function	PDT contact
Operating voltage	5 V AC ... 250 V AC
	125 V DC (200 mA DC)
Operating current	5 mA AC ... 1 A AC
	1 A DC (30 V DC)
Connection method	Pluggable screw connection
Screw thread	M2
Tightening torque	0.25 Nm
Stripping length	7 mm
Conductor cross section flexible	0.14 mm <sup>2</sup> ... 1.5 mm <sup>2</sup>
Conductor cross section solid	0.14 mm <sup>2</sup> ... 1.5 mm <sup>2</sup>
Conductor cross section AWG	28 ... 16

### Connection data

Connection method	Screw connection
Screw thread	M5
Tightening torque	4.5 Nm

# Type 2 surge arrester - VAL-CP-3S-350 - 2859521

## Technical data

### Connection data

Stripping length	16 mm
Conductor cross section flexible	2.5 mm <sup>2</sup> ... 16 mm <sup>2</sup>
Conductor cross section solid	2.5 mm <sup>2</sup> ... 25 mm <sup>2</sup>
Conductor cross section AWG	12 ... 4

### UL specifications

SPD Type	4CA
Maximum continuous operating voltage MCOV (L-L)	700 V AC
Maximum continuous operating voltage MCOV (L-N)	350 V AC
Maximum continuous operating voltage MCOV (L-G)	350 V AC
Maximum continuous operating voltage MCOV (N-G)	264 V AC
Nom. voltage	240/415 V AC
Mode of protection	L-L
	L-N
	L-G
	N-G
Power distribution system	Wye
Nominal frequency	50/60 Hz
Measured limiting voltage MLV (L-L)	3280 V
Measured limiting voltage MLV (L-N)	2000 V
Measured limiting voltage MLV (L-G)	2080 V
Measured limiting voltage MLV (N-G)	950 V
Nominal discharge current I <sub>n</sub> (L-L)	20 kA
Nominal discharge current I <sub>n</sub> (L-N)	20 kA
Nominal discharge current I <sub>n</sub> (L-G)	20 kA
Nominal discharge current I <sub>n</sub> (N-G)	20 kA

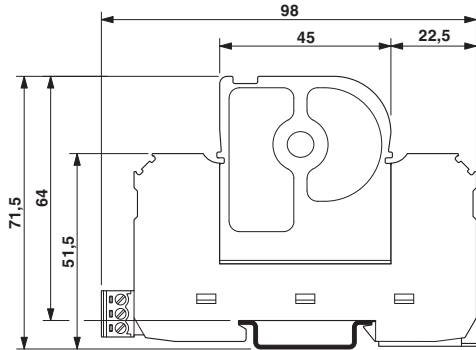
### Environmental Product Compliance

China RoHS	Environmentally Friendly Use Period = 50
	For details about hazardous substances go to tab "Downloads", Category "Manufacturer's declaration"

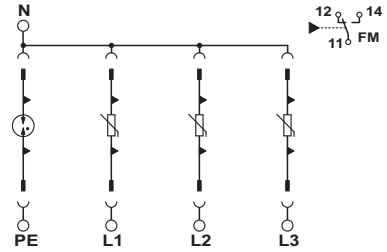
## Drawings

# Type 2 surge arrester - VAL-CP-3S-350 - 2859521

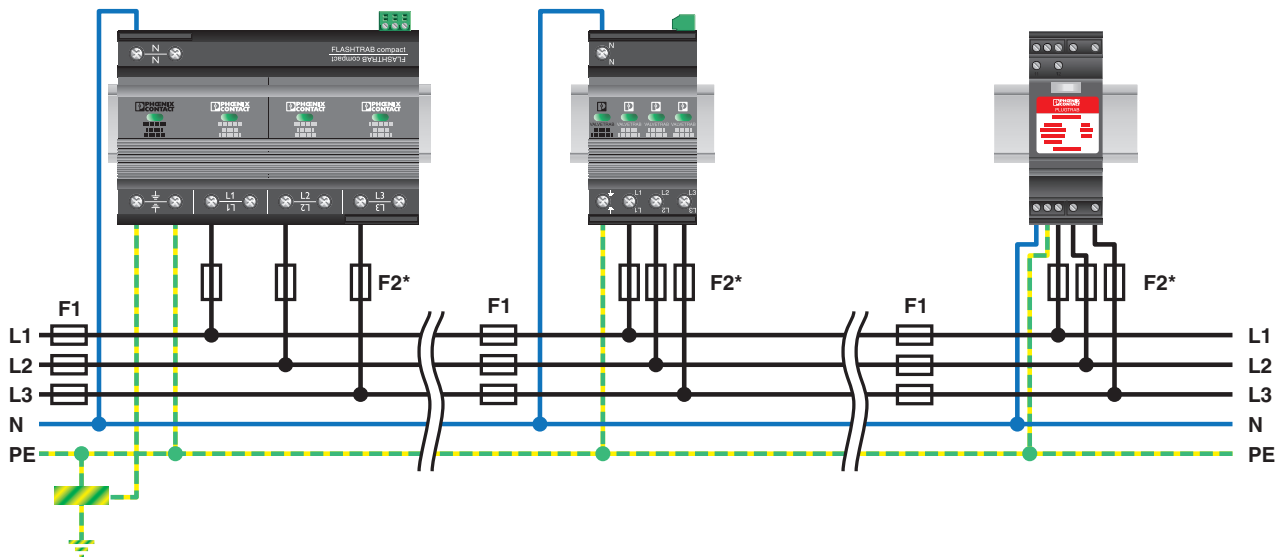
Dimensional drawing



Circuit diagram

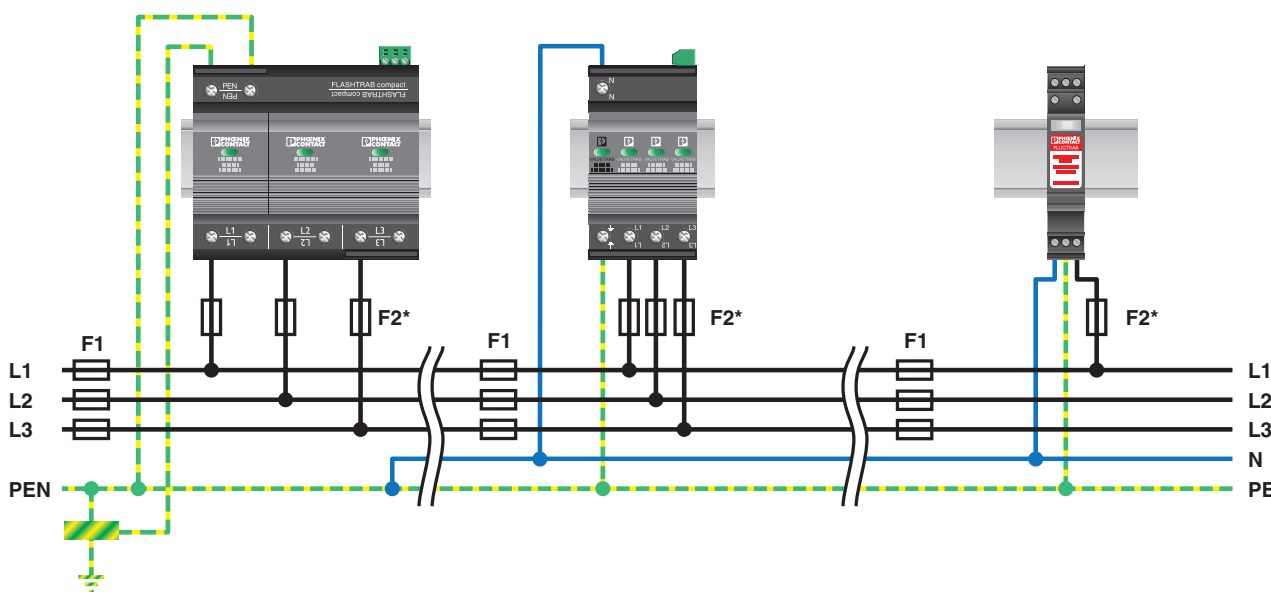


Application drawing



# Type 2 surge arrester - VAL-CP-3S-350 - 2859521

Application drawing



Phoenix Contact 2018 © - all rights reserved  
<http://www.phoenixcontact.com>

PHOENIX CONTACT GmbH & Co. KG  
Flachsmarktstr. 8  
32825 Blomberg  
Germany  
Tel. +49 5235 300  
Fax +49 5235 3 41200  
<http://www.phoenixcontact.com>

# Mouser Electronics

Authorized Distributor

Click to View Pricing, Inventory, Delivery & Lifecycle Information:

[Phoenix Contact:](#)

[2859521](#)