

Interactive Catalog Supplements Catalog PDFs

If you need detailed product information, or help choosing the right product for your application, see our [Interactive Catalog](#). Use the [Interactive Catalog](#) to access the most complete and up-to-date information available.

The [Interactive Catalog](#) provides an extensive collection of product specifications, application data, and technical literature that can be searched based on criteria you select.

This PDF catalog information was published in November 2000.



Sensing and Control
[Interactive Catalog...](#)

**Click this icon to try
the Interactive Catalog.**

Sensing and Control

Honeywell Inc.

11 West Spring Street

Freeport, IL 61032

Limit and Enclosed Switches

Compact Pre-Wired Enclosed Switches

LN Series



LN switches are designed to withstand rapid hammer-blow actuation. Impact on the actuating plunger cannot reach the precision switch unit inside. Individual seals around each leadwire and cover plate protect switch cavity from condensate, oil and dust.

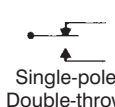
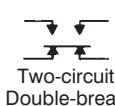
Actuator Position: The RH or LH suffix on the end of the catalog listing means the actuator is to the right or left side of the switch as viewed from the nameplate.

FEATURES

- Zinc die cast housing
- Will withstand impact actuation
- Positioning dowel holes
- SPDT or 2-CKT DB circuitry
- CSA Certified, file #LR41372
- UL Recognized, file #E12252
- No. 14 type HWM wire leads, conduit hub seal
- Conduit size ½ -14NPSM
- NEMA, 1, 3, 4, and 13

For rapid response – off the shelf service, all **bold face** listings are normally stocked items.

ELECTRICAL RATING

Circuitry	Electrical Rating
 <p>Single-pole Double-throw</p>	<p>A UL/CSA Rating: 15 amps, 125, 250 or 480 VAC; 1/8 Hp, 125 VAC; 1/4 Hp, 250 VAC; 1/2 amp, 125 VDC; 1/4 amp, 250 VDC.</p>
 <p>Two-circuit Double-break</p>	<p>E UL Rating: 10 amps, 125 or 250 VAC; 1/2 Hp, 125 VAC.</p>

Limit/Enclosed

STRAIGHT PLUNGER ACTUATED SWITCHES




Left-hand actuator

ORDER GUIDE

Elec. Rating	Catalog Listing		Lead Length*	O.P. mm in.	O.F. max. N lbs.	P.T. mm in.	O.T. min. mm in.	D.T. max. mm in.
	Right-Hand	Left-Hand						
A	BZLN-RH	BZLN-LH	1-ft.	41,7 ± 0,10	22,2	0,20-0,51	5,16	0,10
	BZLN-RH5	BZLN-LH5	5-ft.	1.640 ± .004	5	.008-.020	.203	.004
E	1LN1-1-RH		1-ft.	41,0 ± 0,13	26,7	1,57	4,34	0,76
	1LN1-5-RH	1LN1-5-LH	5-ft.	1.615 ± .005	6	.062 max.	.171	.030

ROLLER ARM ACTUATED SWITCHES



Right-hand actuator

ORDER GUIDE

Roller arm is field adjustable 260° vertically.

Elec. Rating	Catalog Listing**		Lead Length*	O.F. max. N lbs.	P.T. max. mm in.	O.T. min. mm in.	D.T. max. mm in.
	Right-Hand	Left-Hand					
A	BZLN-2-RH	BZLN-2-LH	1-ft.	13,3	1,98	11,91	0,36
	BZLN-2-RH5	BZLN-2-LH5	5-ft.	3	.078	.469	.014
E	2LN1-3-RH	2LN1-3-LH	3-ft.	13,3	3,18	8,74	1,98
	2LN1-5-RH	2LN1-5-LH	5-ft.	3	.125	.344	.078

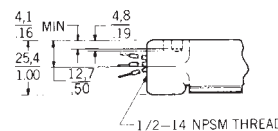
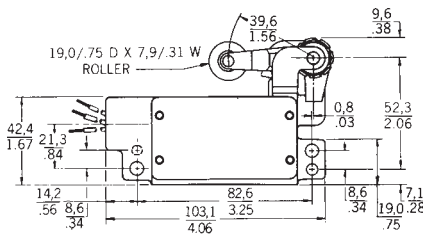
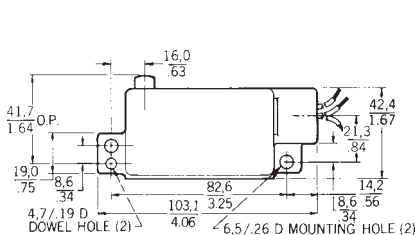
N = Newtons

* In addition to 1-ft. (0,305 m) and 5-ft. (1,524 m), other lead lengths are available.

** Replacement actuators: 6PA4-RH for right-hand, 6PA4-LH for left-hand versions.

Characteristics: O.F. — Operating Force; P.T. — Pretravel; O.T. — Overtravel; D.T. — Differential Travel; O.P. — Operating Positions.

MOUNTING DIMENSIONS (For reference only)



Key: 0,0 = mm
0.00 = inches

Mouser Electronics

Authorized Distributor

Click to View Pricing, Inventory, Delivery & Lifecycle Information:

[Honeywell:](#)

[1LN1-3-LH](#)