

## Plug - SP 2,5/ 6 - 3040300

Please be informed that the data shown in this PDF Document is generated from our Online Catalog. Please find the complete data in the user's documentation. Our General Terms of Use for Downloads are valid (<http://phoenixcontact.com/download>)



Plug, Connection method: Spring-cage connection, Number of positions: 6, Cross section: 0.08 mm<sup>2</sup> - 4 mm<sup>2</sup>, AWG: 28 - 12, Width: 31.2 mm, Height: 39 mm, Color: gray

### Product Features

- Large-surface labeling option
- Practical coding option



### Key Commercial Data

Packing unit	1 pc
Weight per Piece (excluding packing)	17.6 g
Custom tariff number	85366990
Country of origin	Poland

### Technical data

#### General

Number of levels	1
Number of connections	6
Nominal cross section	2.5 mm <sup>2</sup>
Color	gray
Insulating material	PA
Flammability rating according to UL 94	V0
Maximum load current	24 A (with a 2.5 mm <sup>2</sup> conductor cross section)
Rated surge voltage	6 kV
Degree of pollution	3
Overvoltage category	III
Insulating material group	I
Maximum load current	24 A (with 4 mm <sup>2</sup> conductor cross section)

# Plug - SP 2,5/ 6 - 3040300

## Technical data

### General

Nominal current $I_N$	24 A
Nominal voltage $U_N$	500 V
Open side panel	No

### Dimensions

Width	31.2 mm
Length	15.8 mm
Height	39 mm
	24.00 mm
Pitch	5.20 mm

### Connection data

Connection method	Spring-cage connection
Connection in acc. with standard	IEC 61984
Conductor cross section solid min.	0.08 mm <sup>2</sup>
Conductor cross section solid max.	4 mm <sup>2</sup>
Conductor cross section AWG min.	28
Conductor cross section AWG max.	12
Conductor cross section flexible min.	0.08 mm <sup>2</sup>
Conductor cross section flexible max.	2.5 mm <sup>2</sup>
Min. AWG conductor cross section, flexible	28
Max. AWG conductor cross section, flexible	14
Conductor cross section flexible, with ferrule without plastic sleeve min.	0.14 mm <sup>2</sup>
Conductor cross section flexible, with ferrule without plastic sleeve max.	2.5 mm <sup>2</sup>
Conductor cross section flexible, with ferrule with plastic sleeve min.	0.14 mm <sup>2</sup>
Conductor cross section flexible, with ferrule with plastic sleeve max.	2.5 mm <sup>2</sup>
2 conductors with same cross section, stranded, TWIN ferrules with plastic sleeve, max.	0.5 mm <sup>2</sup>
Stripping length	8 mm ... 10 mm
Internal cylindrical gage	A3
Connection method	Plug connection

### Standards and Regulations

Connection in acc. with standard	CSA
	IEC 61984
Flammability rating according to UL 94	V0

# Plug - SP 2,5/ 6 - 3040300

## Classifications

### eCl@ss

eCl@ss 4.0	272607xx
eCl@ss 4.1	27260701
eCl@ss 5.0	27260701
eCl@ss 5.1	27260701
eCl@ss 6.0	27141151
eCl@ss 7.0	27141151
eCl@ss 8.0	27141151
eCl@ss 9.0	27141151

### ETIM

ETIM 2.0	EC000897
ETIM 3.0	EC000897
ETIM 4.0	EC001121
ETIM 5.0	EC002021

### UNSPSC

UNSPSC 6.01	30211802
UNSPSC 7.0901	39121402
UNSPSC 11	39121402
UNSPSC 12.01	39121402
UNSPSC 13.2	39121402

## Approvals

### Approvals

---

#### Approvals

CSA / UL Recognized / VDE Gutachten mit Fertigungsüberwachung / cUL Recognized / LR / GL / BV / RS / IECCEB Scheme / EAC / EAC / cULus Recognized

---

#### Ex Approvals

---


#### Approvals submitted

---


#### Approval details

# Plug - SP 2,5/ 6 - 3040300


## Approvals

CSA 


	B	C	D
mm <sup>2</sup> /AWG/kcmil	24-12	24-12	24-12
Nominal current IN	20 A	20 A	5 A
Nominal voltage UN	300 V	300 V	300 V

UL Recognized 

	B	C	D
mm <sup>2</sup> /AWG/kcmil	28-12	28-12	28-12
Nominal current IN	20 A	20 A	5 A
Nominal voltage UN	300 V	300 V	600 V

VDE Gutachten mit Fertigungsüberwachung 

mm <sup>2</sup> /AWG/kcmil	0.2-4
Nominal voltage UN	500 V

cUL Recognized 

	B	C	D
mm <sup>2</sup> /AWG/kcmil	28-12	28-12	28-12
Nominal current IN	20 A	20 A	5 A
Nominal voltage UN	300 V	300 V	600 V

LR

GL

BV

# Plug - SP 2,5/ 6 - 3040300

## Approvals

RS

IECEE CB Scheme	
mm <sup>2</sup> /AWG/kcmil	0.2-4
Nominal voltage UN	500 V

EAC

EAC

cULus Recognized

## Accessories

### Accessories

#### Insulating sleeve

Insulating sleeve - ISH 2,5/0,2 - 3002843



Insulating sleeve, Color: white

Insulating sleeve - ISH 2,5/0,5 - 3002856



Insulating sleeve, Color: gray

## Plug - SP 2,5/ 6 - 3040300

### Accessories

Insulating sleeve - ISH 2,5/1,0 - 3002869



Insulating sleeve, Color: black

---

### Mounting material

Latching - PR - 3040559



Latching, Number of positions: 1, Color: orange

---

Latching - PR/2 - 3040630



Latching, Number of positions: 2, Color: orange

---

Latching - PRT/2 - 3040631



Latching, can only be released using a screwdriver, Number of positions: 2, Color: orange

---

Latching - PRZ - 3040614



Latching, Length: 3 mm, Width: 5.2 mm, Number of positions: 2, Color: orange

---

## Plug - SP 2,5/ 6 - 3040300

### Accessories

#### Screwdriver tools

Screwdriver - ST-BW - 1207608



Actuation tool, for all 2.5 mm<sup>2</sup> - 4.0 mm<sup>2</sup> spring-cages

---

#### Shield connection

Shield connection clip - PSH 3- 6 - 3040591



Shield connection clip, Color: black

---

Shield connection clip - PSH 5-10 - 3040601



Shield connection clip, Color: black

---

#### Strain relief

Strain relief - PZ/2 - 3040627



Strain relief, Number of positions: 2, Color: black

---

# Plug - SP 2,5/ 6 - 3040300

## Accessories

Strain relief - PZ/4 - 3040643



Strain relief, Number of positions: 4, Color: black

---

## Drawings

### Diagram

Derating  
curve  
for  
ST  
2,5/  
TWIN-  
ST/1P,  
ST/  
2P-  
TWIN-  
TS/1P  
TWIN/  
TP  
and  
plug  
versions  
STg . .  
versions  
SP... .

### Diagram

Derating  
curve  
for  
STTB  
2,5/  
QUATTRO/2P,  
STTB  
2,5/  
QUATTRO/4P  
and  
and  
for  
plug  
versions  
versions  
SP... .



## Plug - SP 2,5/ 6 - 3040300

### Diagram

Derating  
curve  
for  
ST  
2,5-4L/1P,  
ST  
2,5-4L/2P  
and  
for  
all  
plug  
versions  
SP... .

### Circuit diagram



# Mouser Electronics

Authorized Distributor

Click to View Pricing, Inventory, Delivery & Lifecycle Information:

[Phoenix Contact:](#)

[3040300](#)