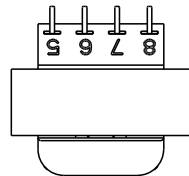
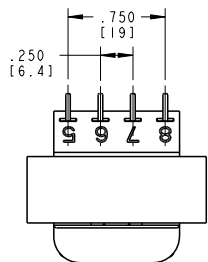
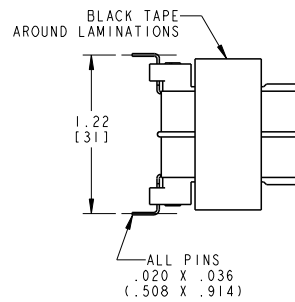
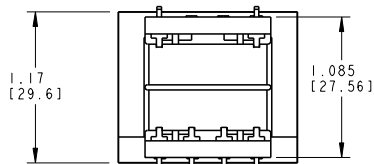
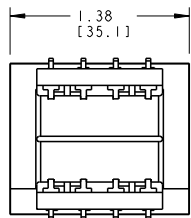
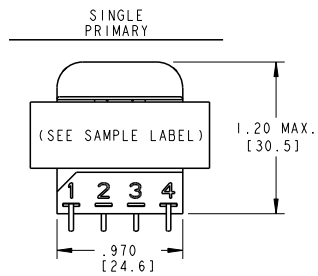
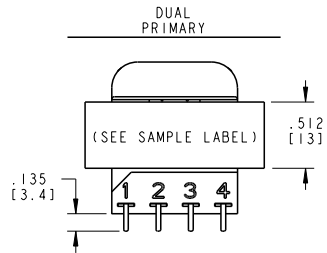
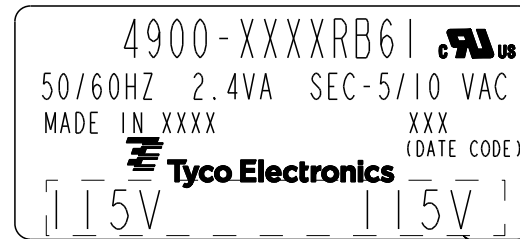
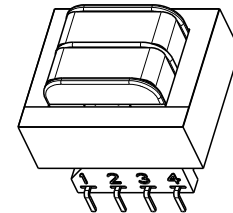


LOC	DIST	REVISIONS				
P	LYR	DESCRIPTION	DATE	OWN	APVD	
G		ECR-09-004948	11MAR2009	JS	JH	
H		ECR-09-011177	08JUN2009	JS	JH	
J		ECR-10-013382	28JUN2010	JS	DB	



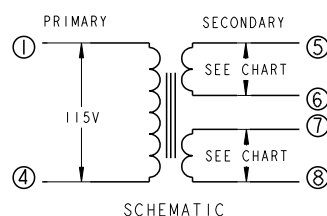
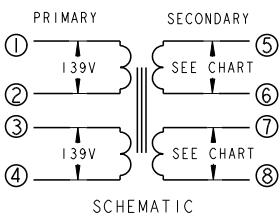
CERTIFICATION: UL/CUL FILE NO. E102980 HZ. V.A.
 DIMENSIONS FOR REFERENCE ONLY. 50/60 2.4

PRIMARY	SECONDARY		P.U. PART NUMBER	TYCO ELECTRONICS PART NUMBER
	SERIES	PARALLEL		
115 VAC	10 VCT	5 VAC	4900-8010RB6I	2-1672209-4
115 VAC	12.6 VCT	6.3 VAC	4900-8013RB6I	2-1672209-6
115 VAC	16 VCT	8 VAC	4900-8016RB6I	2-1672209-7
115 VAC	20 VCT	10 VAC	4900-8020RB6I	2-1672209-8
115 VAC	24 VCT	12 VAC	4900-8024RB6I	2-1672209-9
115 VAC	120 VCT	60 VAC	4900-8120RB6I	3-1672209-5
115/230 VAC	10 VCT	5 VAC	4900-9010RB6I	1-1672209-0
115/230 VAC	12.6 VCT	6.3 VAC	4900-9013RB6I	1-1672209-1
115/230 VAC	16 VCT	8 VAC	4900-9016RB6I	1672209-9
115/230 VAC	20 VCT	10 VAC	4900-9020RB6I	1-1672209-6
115/230 VAC	24 VCT	12 VAC	4900-9024RB6I	1-1672209-7
115/230 VAC	120 VCT	60 VAC	4900-9120RB6I	2-1672209-3



SAMPLE LABEL
 SCALE: 6:1

VOLTAGE ON LABEL WILL VARY PER MODEL NUMBER



DIMENSIONS:		TOLERANCES UNLESS OTHERWISE SPECIFIED:		APPROVED		NAME	
INCHES [mm]		0 PLC ±		D. SLIKE 17AUG2007		Tyco Electronics	
[Symbol]		1 PLC ±		D. HAGGARD 17AUG2007		Harrisburg, PA 17105-3608	
		2 PLC ±.01		APVD I. HURLBURT 17AUG2007		TRANSFORMER OUTLINE	
		3 PLC ±.005		PRODUCT SPEC		-	
		4 PLC ±		APPLICATION SPEC		-	
MATERIAL		ANGLES		WEIGHT		SIZE CAGE CODE DRAWING NO	
FINISH		-		-		A2 00779 C=4900-RB61	
CUSTOMER DRAWING				SCALE 3:2		RESTRICTED TO	
				SHEET 1 OF 1		REV J	

Mouser Electronics

Authorized Distributor

Click to View Pricing, Inventory, Delivery & Lifecycle Information:

[TE Connectivity:](#)

[4900-8013RB61](#)