

Base strip - EMCV 1,5/ 6-G-3,81 - 1860689

Please be informed that the data shown in this PDF Document is generated from our Online Catalog. Please find the complete data in the user's documentation. Our General Terms of Use for Downloads are valid (<http://phoenixcontact.com/download>)

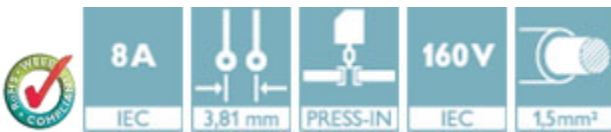
Header, Nominal current: 8 A, Rated voltage (III/2): 160 V, Number of positions: 6, Pitch: 3.81 mm, Color: green, Contact surface: Tin, Mounting: Press-in technology



The figure shows a 10-position version of the product

Product Features

- Press-in tools available on request
- Pin strips with ERNI-PRESS flexible press-in zone
- Plug-in direction horizontal and vertical to the PCB
- Processing according to EN 60352-5



Key Commercial Data

| | |
|--------------------------------------|----------|
| Packing unit | 1 pc |
| Minimum order quantity | 50 pc |
| Weight per Piece (excluding packing) | 1.88 g |
| Custom tariff number | 85366990 |
| Country of origin | Germany |

Technical data

Dimensions

| | |
|--------------------------|--------------|
| Length | 7.25 mm |
| Pitch | 3.81 mm |
| Dimension a | 19.05 mm |
| Constructional height | 10 mm |
| Length of the solder pin | 3.8 mm |
| Pin dimensions | 0,8 x 0,8 mm |
| Hole diameter | 1.45 mm |

Base strip - EMCV 1,5/ 6-G-3,81 - 1860689

Technical data

General

| | |
|--|---------------|
| Range of articles | EMCV 1,5/..-G |
| Insulating material group | IIIa |
| Rated surge voltage (III/3) | 2.5 kV |
| Rated surge voltage (III/2) | 2.5 kV |
| Rated surge voltage (II/2) | 2.5 kV |
| Rated voltage (III/3) | 160 V |
| Rated voltage (III/2) | 160 V |
| Rated voltage (II/2) | 250 V |
| Connection in acc. with standard | EN-VDE |
| Nominal current I _N | 8 A |
| Maximum load current | 8 A |
| Insulating material | PBT |
| Flammability rating according to UL 94 | V0 |
| Color | green |
| Number of positions | 6 |

Standards and Regulations

| | |
|--|--------|
| Connection in acc. with standard | EN-VDE |
| | CUL |
| Flammability rating according to UL 94 | V0 |

Classifications

eCl@ss

| | |
|------------|----------|
| eCl@ss 4.0 | 272607xx |
| eCl@ss 4.1 | 27260701 |
| eCl@ss 5.0 | 27260701 |
| eCl@ss 5.1 | 27260701 |
| eCl@ss 6.0 | 27260704 |
| eCl@ss 7.0 | 27440402 |
| eCl@ss 8.0 | 27440402 |
| eCl@ss 9.0 | 27440402 |

ETIM

| | |
|----------|----------|
| ETIM 3.0 | EC001121 |
| ETIM 4.0 | EC002637 |
| ETIM 5.0 | EC002637 |

Base strip - EMCV 1,5/ 6-G-3,81 - 1860689

Classifications

UNSPSC

| | |
|---------------|----------|
| UNSPSC 6.01 | 30211810 |
| UNSPSC 7.0901 | 39121409 |
| UNSPSC 11 | 39121409 |
| UNSPSC 12.01 | 39121409 |
| UNSPSC 13.2 | 39121409 |

Approvals

Approvals

Approvals

EAC / cULus Recognized / EAC

Ex Approvals

Approvals submitted

Approval details

| |
|-----|
| EAC |
|-----|

| cULus Recognized | | |
|--------------------|-------|-------|
| | B | D |
| Nominal current IN | 8 A | 8 A |
| Nominal voltage UN | 300 V | 300 V |

| |
|-----|
| EAC |
|-----|

Accessories

Accessories

Coding element

Base strip - EMCV 1,5/ 6-G-3,81 - 1860689

Accessories

Coding profile - CP-MSTB - 1734634



Coding profile, is inserted into the slot on the plug or inverted header, red insulating material

Labeled terminal marker

Marker card - SK 3,81/2,8:FORTL.ZAHLEN - 0804109



Marker card, Card, white, labeled, Horizontal: Consecutive numbers 1 - 10, 11 - 20, etc. up to 91 - (99)100, Mounting type: Adhesive, for terminal block width: 3.81 mm, Lettering field: 3.81 x 2.8 mm

Mounting material

Accessories - EMCV 1,5-SS 1 - 1877274



Stamp set, consisting of upper and lower stamp for 3.81 mm pitch, 2 to 16-pos.

Assembly adapters - EMC 1,5-SH - 1877258



Stamp holder, for upper and lower stamp

Additional products

Base strip - EMCV 1,5/ 6-G-3,81 - 1860689

Accessories

Printed-circuit board connector - FMC 1,5/ 6-ST-3,81 - 1748011



Plug component, Nominal current: 8 A, Rated voltage (III/2): 160 V, Number of positions: 6, Pitch: 3.81 mm, Connection method: Push-in spring connection, Color: green, Contact surface: Tin

Printed-circuit board connector - MC 1,5/ 6-ST-3,81 - 1803617



Plug component, Nominal current: 8 A, Rated voltage (III/2): 160 V, Number of positions: 6, Pitch: 3.81 mm, Connection method: Screw connection with tension sleeve, Color: green, Contact surface: Tin

Printed-circuit board connector - MCVW 1,5/ 6-ST-3,81 - 1827017



Plug component, Nominal current: 8 A, Rated voltage (III/2): 160 V, Number of positions: 6, Pitch: 3.81 mm, Connection method: Screw connection with tension sleeve, Color: green, Contact surface: Tin

Printed-circuit board connector - MCVR 1,5/ 6-ST-3,81 - 1827169



Plug component, Nominal current: 8 A, Rated voltage (III/2): 160 V, Number of positions: 6, Pitch: 3.81 mm, Connection method: Screw connection with tension sleeve, Color: green, Contact surface: Tin

Printed-circuit board connector - FRONT-MC 1,5/ 6-ST-3,81 - 1850709




Plug component, Nominal current: 8 A, Rated voltage (III/2): 160 V, Number of positions: 6, Pitch: 3.81 mm, Connection method: Front screw connection, Color: green, Contact surface: Tin

Base strip - EMCV 1,5/ 6-G-3,81 - 1860689

Accessories

Printed-circuit board connector - FK-MCP 1,5/ 6-ST-3,81 - 1851083




Plug component, Nominal current: 8 A, Rated voltage (III/2): 160 V, Number of positions: 6, Pitch: 3.81 mm, Connection method: Push-in spring connection, Color: green, Contact surface: Tin

Printed-circuit board connector - MCC 1/ 6-STZ-3,81 - 1852215



Plug component, Nominal current: 8 A, Rated voltage (III/2): 160 V, Number of positions: 6, Pitch: 3.81 mm, Connection method: Crimp connection, Color: green, Corresponding female crimp contacts with current [A] and conductor cross section range [mm²] data: 5A/MCC-MT 0,2-0,35 (1859988); 8A/MCC-MT 0,5-1,0 (1859991)

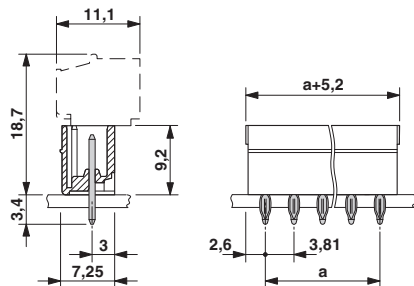
Printed-circuit board connector - QC 0,5/ 6-ST-3,81 - 1897432



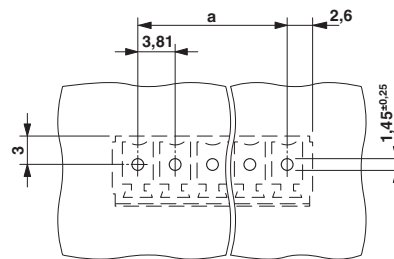
Plug component, Nominal current: 6 A, Rated voltage (III/2): 200 V, Number of positions: 6, Pitch: 3.81 mm, Connection method: Displacement connection, Color: green, Contact surface: Tin

Drawings

Dimensional drawing

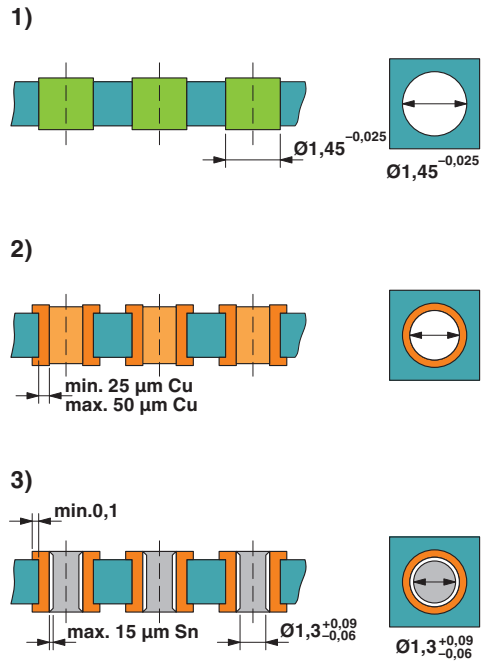


Drilling diagram



Base strip - EMCV 1,5/ 6-G-3,81 - 1860689

Drilling diagram



Drill hole layout in FR4 or EP-GC basic material

Mouser Electronics

Authorized Distributor

Click to View Pricing, Inventory, Delivery & Lifecycle Information:

[Phoenix Contact:](#)

[1860689](#)