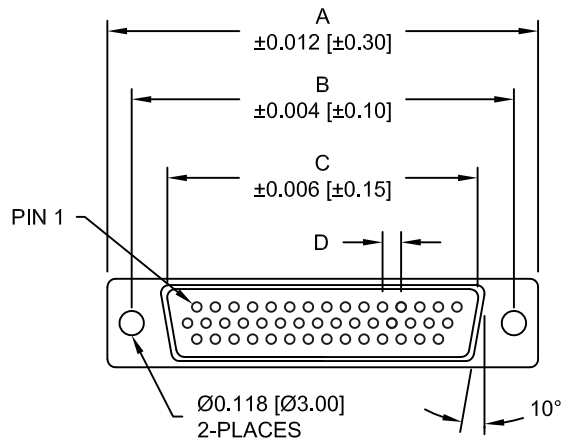


DESCRIPTION: HIGH DENSITY MALE - VERTICAL DIP - LOW PROFILE - STAMPED



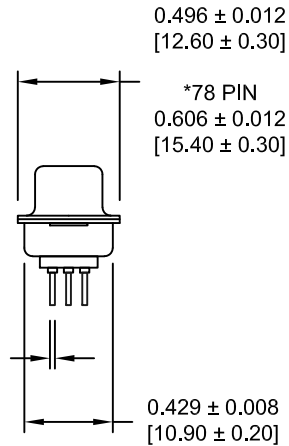
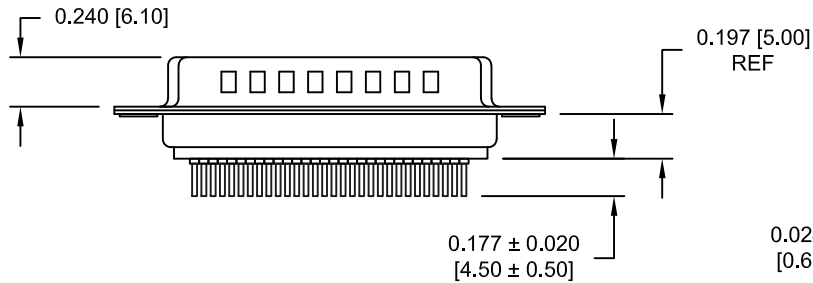
MATERIAL:

SHELL: STEEL, NICKEL PLATED
 INSULATOR: PBT, UL 94V-O RATED, 230°C PROCESS TEMP
 CONTACT: BRASS, GOLD FLASH ENTIRE CONTACT

ELECTRICAL:

CURRENT RATING: 2 AMPS
 WITHSTANDING VOLTAGE: 1,000VAC
 CONTACT RESISTANCE: 10 mOhms Max.
 INSULATION RESISTANCE: 5,000 MOhms min.
 VOLTAGE: 500VAC FOR 1 MINUTE
 TEMPERATURE: -55° C TO +125° C

DIMENSIONS				
SIZE	A	B	C	D
15	30.80	24.99	16.92	2.29
	1.213	0.984	0.666	0.090
26	39.20	33.32	25.25	2.29
	1.543	1.312	0.994	0.090
44	53.00	47.04	38.95	2.29
	2.087	1.852	1.533	0.090
62	69.40	63.50	55.40	2.41
	2.732	2.500	2.181	0.095
78	67.00	61.10	52.80	2.41
	2.638	2.406	2.079	0.095



195-YYY-1 1 3 L YY 1

SERIES
 POSITIONS
 015
 026
 044
 062
 078
 GENDER
 1 = MALE
 TERMINATION
 1 = PC MOUNT
 SHELL PLATING
 3 = NICKEL (GROUND INDENTS)
 RoHS COMPLIANT
 LOW PROCESS TEMP. - 230°C
 HARDWARE OPTIONS
 00 = NO HARDWARE
 03 = 4-40 HEX STANDOFFS
 55 = 4-40 INSERTS
 PLATING OPTIONS
 1 = GOLD FLASH

RoHS COMPLIANT

UNITS = INCHES [MM] DO NOT SCALE FROM DRAWING



THESE DRAWINGS AND SPECIFICATIONS ARE THE PROPERTY OF NorComp AND SHALL NOT BE REPRODUCED, COPIED OR USED AS THE BASIS FOR THE MANUFACTURE OR SALE OF APPARATUS WITHOUT WRITTEN PERMISSION.

DRAWN:
PAM JENKINS

DATE:
 09/12/05

NorComp

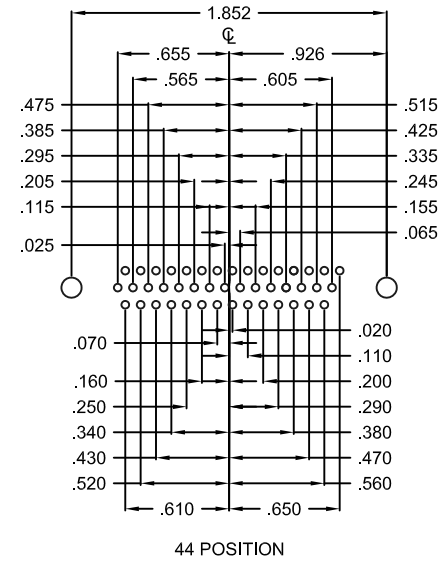
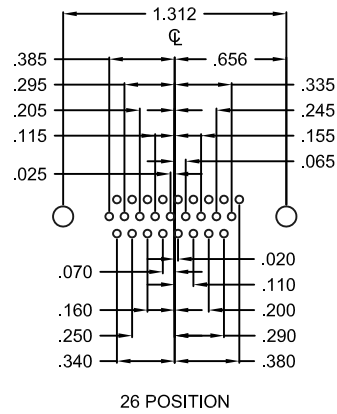
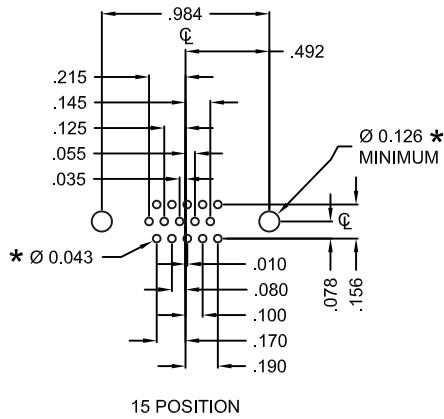
SCALE:
 NTS

SHEET OF
 1 3

REV
 5

DWG NO.

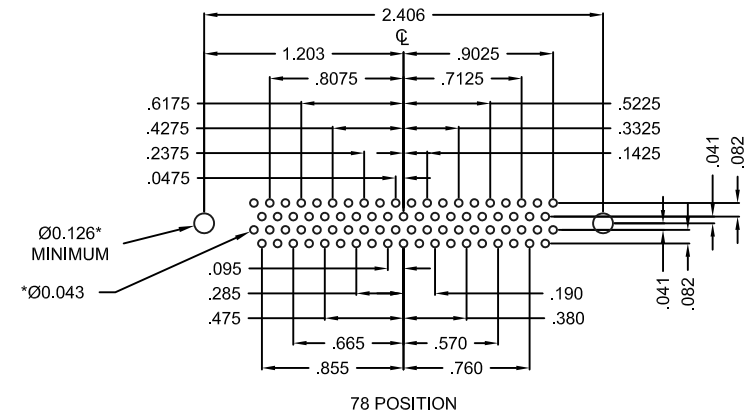
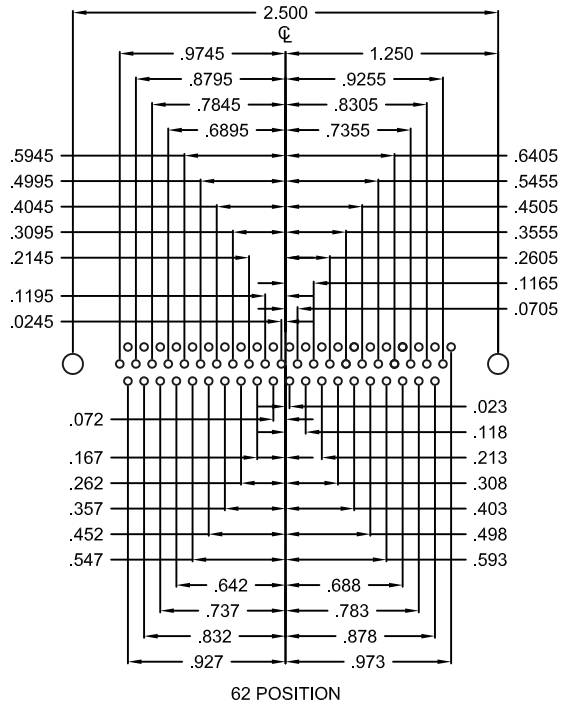
195-YYY-113LYY1



HOLE PATTERN SHOWN ARE FOR MALE

UNITS = inch

* TYP. SUGGESTED SIZE MAY NOT BE SUITABLE FOR ALL APPLICATIONS



RoHS COMPLIANT

UNITS = INCHES [MM] DO NOT SCALE FROM DRAWING



THESE DRAWINGS AND SPECIFICATIONS ARE THE PROPERTY OF NorComp AND SHALL NOT BE REPRODUCED, COPIED OR USED AS THE BASIS FOR THE MANUFACTURE OR SALE OF APPARATUS WITHOUT WRITTEN PERMISSION.

DRAWN:
PAM JENKINS

DATE:
09/12/05

NorComp

SCALE:
NTS

SHEET OF
2 3

REV
5

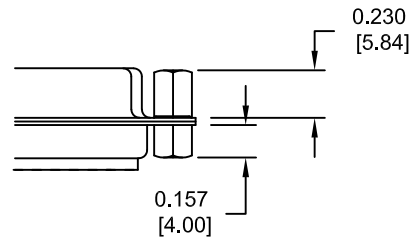
DWG NO.

195-YYY-113LYY1

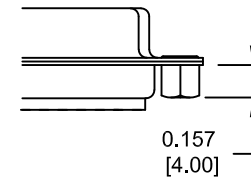
DESCRIPTION: HARDWARE

TOLERANCE:
ALL DIMENSIONS ARE ± 0.010 [0.25]

03X 0.158" (BOARD SIDE) - 0.230" MATING SIDE



55X 0.158" (BOARD SIDE)



RoHS COMPLIANT

UNITS = INCHES [MM] DO NOT SCALE FROM DRAWING



THESE DRAWINGS AND SPECIFICATIONS ARE THE PROPERTY OF NorComp AND SHALL NOT BE REPRODUCED, COPIED OR USED AS THE BASIS FOR THE MANUFACTURE OR SALE OF APPARATUS WITHOUT WRITTEN PERMISSION.

DRAWN:
PAM JENKINS

DATE:
09/12/05

NorComp

SCALE:
NTS

SHEET OF
3 3

REV
5

DWG NO.

195-YYY-113LYY1

Mouser Electronics

Authorized Distributor

Click to View Pricing, Inventory, Delivery & Lifecycle Information:

[NorComp:](#)

[195-015-113L001](#) [195-026-113L001](#) [195-044-113L001](#) [195-078-113L001](#)