


PCB terminal block - FK-MPT 0,5/ 9-3,5-H - 1928835

Please be informed that the data shown in this PDF Document is generated from our Online Catalog. Please find the complete data in the user's documentation. Our General Terms of Use for Downloads are valid (<http://phoenixcontact.com/download>)

PCB terminal block, Nominal current: 4 A, Nom. voltage: 250 V, Pitch: 3.5 mm, Number of positions: 9, Connection method: Push-in spring connection, Mounting: Wave soldering, Conductor/PCB connection direction: 0 °, Color: green



The figure shows a 10-position version of the product

Product Features

- Miniature connection terminal for solid conductors
- Potentials can be easily looped through thanks to the double connection
- More user friendly thanks to direct plug-in technology with release button



Key Commercial Data

Packing unit	1 pc
Minimum order quantity	50 pc
Weight per Piece (excluding packing)	4.0 g
Custom tariff number	85369010
Country of origin	Germany

Technical data

Dimensions

Length	9.5 mm
Pitch	3.50 mm
Dimension a	28 mm
Constructional height	9 mm
Length of the solder pin	4 mm
Pin dimensions	1 mm
Pin spacing	3.5 mm
Hole diameter	1.2 mm

PCB terminal block - FK-MPT 0,5/ 9-3,5-H - 1928835

Technical data

General

Range of articles	FK-MPT 0,5/...-H
Insulating material group	IIIa
Rated surge voltage (III/3)	2.5 kV
Rated surge voltage (III/2)	2.5 kV
Rated surge voltage (II/2)	2.5 kV
Rated voltage (III/3)	160 V
Rated voltage (III/2)	250 V
Rated voltage (II/2)	250 V
Connection in acc. with standard	EN-VDE
Nominal current I_N	4 A
Nominal cross section	0.5 mm ²
Maximum load current	4 A (with 0.5 mm ² conductor cross section)
Insulating material	PBT
Solder pin surface	Sn
Flammability rating according to UL 94	V0
Stripping length	6.5 mm
Number of positions	9

Connection data

Conductor cross section solid min.	0.12 mm ²
Conductor cross section solid max.	0.5 mm ²
Conductor cross section AWG min.	26
Conductor cross section AWG max.	20

Standards and Regulations

Connection in acc. with standard	EN-VDE
	CUL
Flammability rating according to UL 94	V0

Classifications

eCl@ss

eCl@ss 4.0	272607xx
eCl@ss 4.1	27141109
eCl@ss 5.0	27141190
eCl@ss 5.1	27141190
eCl@ss 6.0	27261101
eCl@ss 7.0	27440401

PCB terminal block - FK-MPT 0,5/ 9-3,5-H - 1928835

Classifications

eCl@ss

eCl@ss 8.0	27440401
eCl@ss 9.0	27440401

ETIM

ETIM 3.0	EC001121
ETIM 4.0	EC002643
ETIM 5.0	EC002643

UNSPSC

UNSPSC 6.01	30211801
UNSPSC 7.0901	39121432
UNSPSC 11	34131203
UNSPSC 12.01	39121432
UNSPSC 13.2	39121432

Approvals

Approvals


Approvals

UL Recognized / SEV / cUL Recognized / EAC / CCA / EAC / cULus Recognized

Ex Approvals

Approvals submitted


Approval details

UL Recognized 		
	B	D
mm²/AWG/kcmil	28-20	28-20
Nominal current I _N	4 A	4 A
Nominal voltage U _N	300 V	300 V

PCB terminal block - FK-MPT 0,5/ 9-3,5-H - 1928835

Approvals

SEV	
mm²/AWG/kcmil	0.5
Nominal current I _N	4 A
Nominal voltage U _N	160 V

cUL Recognized 		
	B	D
mm²/AWG/kcmil	28-20	28-20
Nominal current I _N	4 A	4 A
Nominal voltage U _N	300 V	300 V

EAC

CCA	
mm²/AWG/kcmil	0.5
Nominal current I _N	4 A
Nominal voltage U _N	160 V

EAC

cULus Recognized 
--

Accessories

Accessories

Screwdriver tools

Screwdriver - SZF 0-0,4X2,5 - 1204504



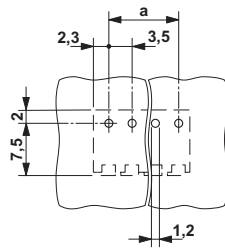
Actuation tool, for ST terminal blocks, also suitable for use as a bladed screwdriver, size: 0.4 x 2.5 x 75 mm, 2-component grip, with non-slip grip

PCB terminal block - FK-MPT 0,5/ 9-3,5-H - 1928835

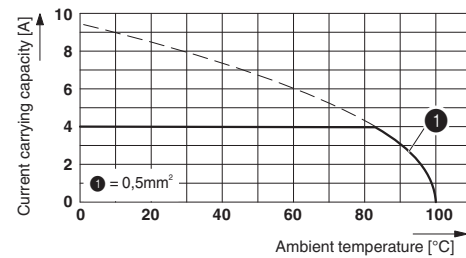
Accessories

Drawings

Drilling diagram

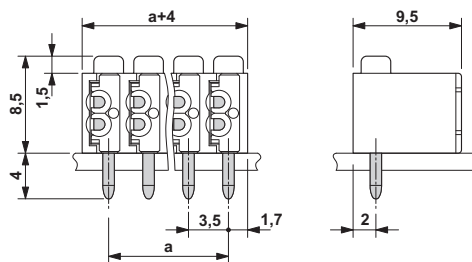


Diagram



Derating diagram for 5 positions; reduction factor=0.8

Dimensional drawing



Mouser Electronics

Authorized Distributor

Click to View Pricing, Inventory, Delivery & Lifecycle Information:

Phoenix Contact:

1928835