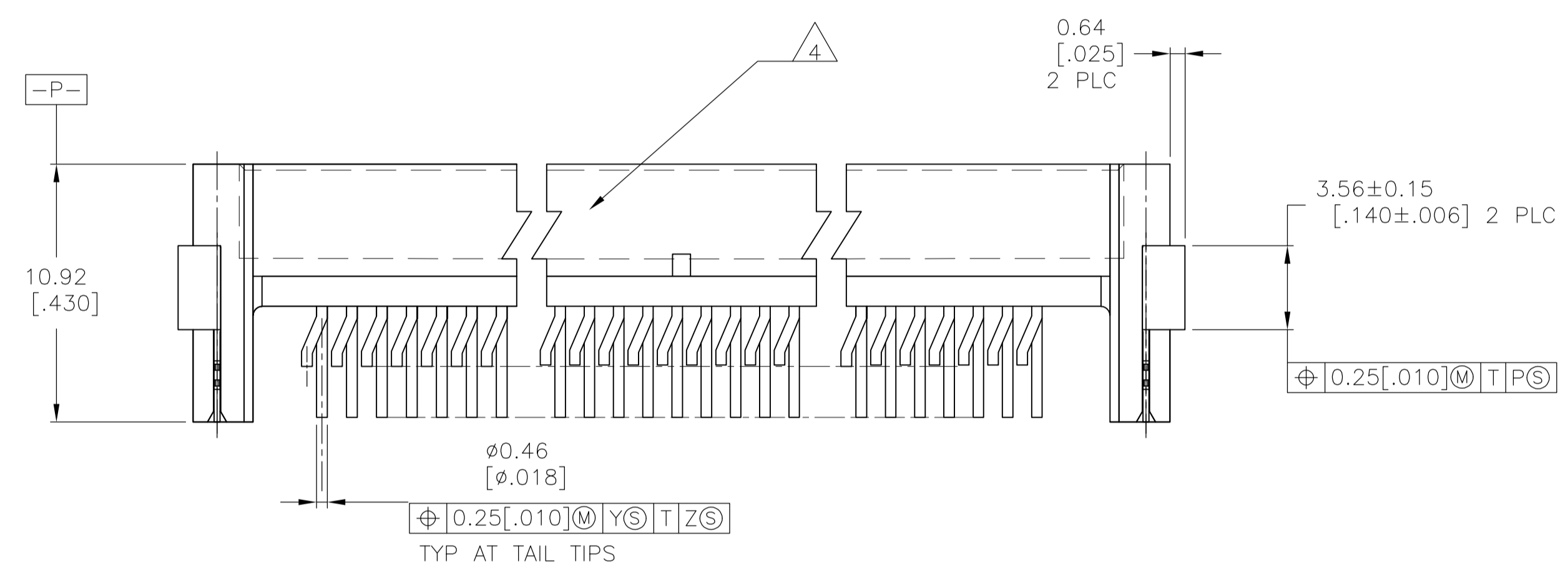
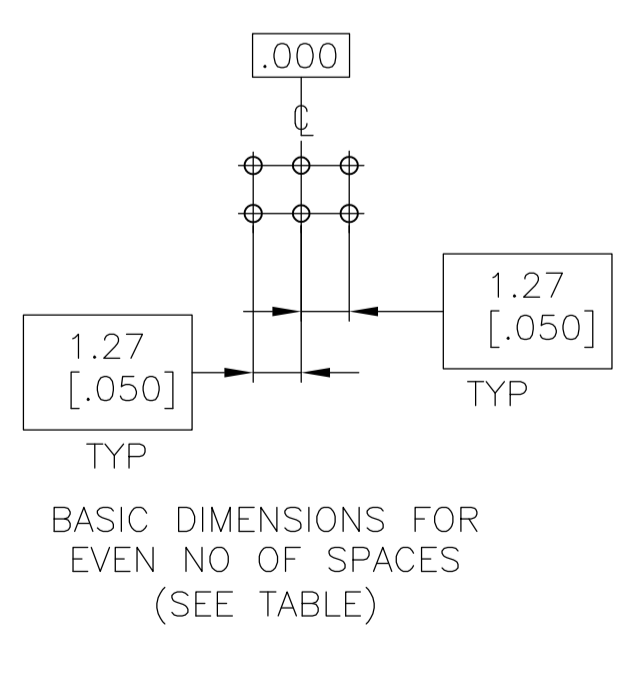
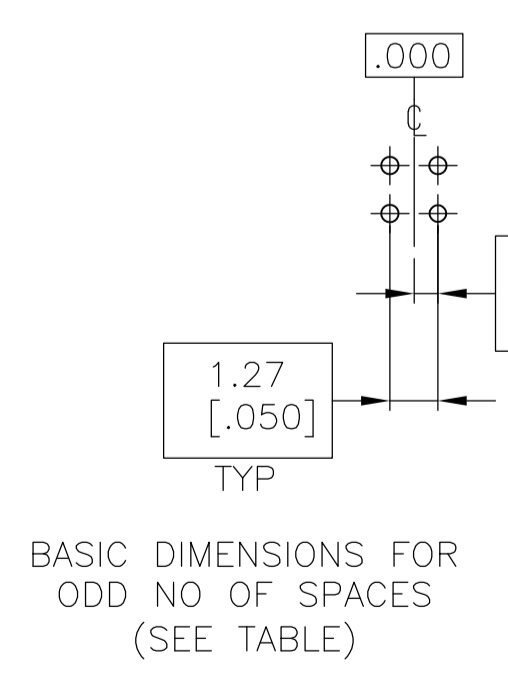
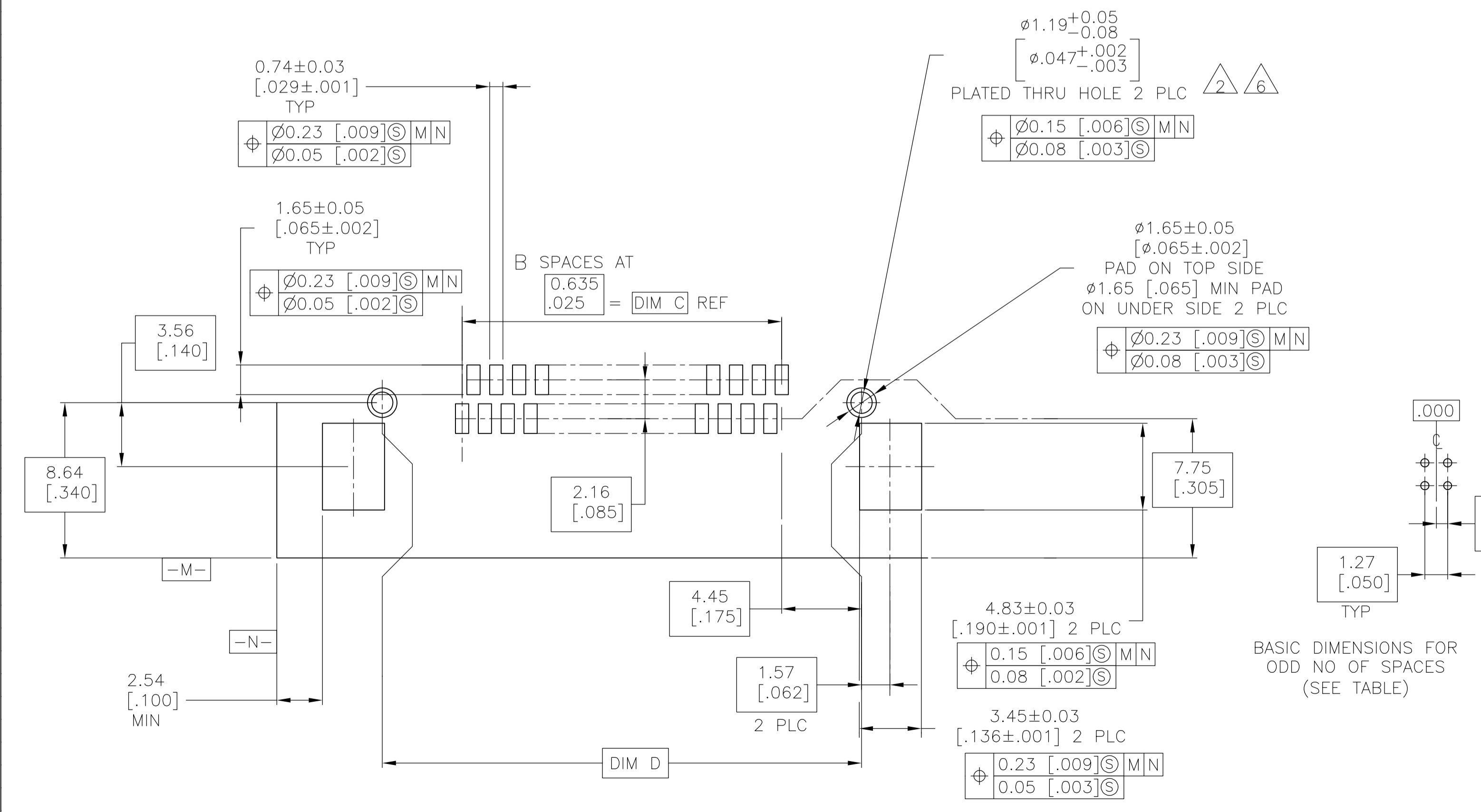


- 1 0.00076(.000030) GOLD IN LOCALIZED PLATE AREA
0.00381(.000150) TIN-LEAD ON SOLDER TAILS
ALL OVER 0.00127(.000050) NICKEL
- 2 USE 1.32±0.02[.0520±.0010] DRILLED HOLE(#55 DRILL)
FINISH TO BE TIN/LEAD OVER 0.02[.001] MIN COPPER
- 3 PLATING: 0.0038 [.000150] TIN-LEAD OVER 0.00127(.000050) NICKEL
- 4 SERRATIONS OPTIONAL THIS SURFACE.
- 5 0.00076(.000030) GOLD IN LOCALIZED PLATE AREA 0.00381(.000150)
TIN ON SOLDER TAILS ALL OVER .00127(.000050) NICKEL.
- 6 USE 1.32+/-0.02(.052+/-0.0010) DRILLED
HOLE (#55 DRILL) WITH 0.02(.0010) MIN COPPER."
ADD NOTE 7 TO READ AS FOLLOWS:"PLATING: 0.00381(.000150) TIN OVER
0.00127(.000050) NICKEL.
- 7 PLATING: 0.0038[.000150] TIN OVER 0.00127(.000050) NICKEL
- 8 OBSOLETE PARTS: OBSOLETE CIS STREAMLINING PER D.RENAUD/D.SINISI



FINISH	NO. OF SPA (SEE DETAIL R)	D	C	B	A	NUMBER OF POSITIONS	PART NUMBER
5 7	49	71.12 [2.800]	62.87 [2.475]	99	73.15 [2.880]	100	6-104895-0
5 7	44	64.77 [2.550]	56.52 [2.225]	89	66.80 [2.630]	90	5-104895-9
5 7	39	58.42 [2.300]	50.17 [1.975]	79	60.45 [2.380]	80	5-104895-8
5 7	34	52.07 [2.050]	43.82 [1.725]	69	54.10 [2.130]	70	5-104895-7
5 7	29	45.72 [1.800]	37.47 [1.475]	59	47.75 [1.880]	60	5-104895-6
5 7	24	39.37 [1.550]	31.12 [1.225]	49	41.40 [1.630]	50	5-104895-5
1 3	19	33.02 [1.300]	24.77 [0.975]	39	35.05 [1.380]	40	5-104895-4
5 7	14	26.67 [1.050]	18.42 [0.725]	29	28.70 [1.130]	30	5-104895-3
5 7	9	20.32 [0.800]	12.07 [0.475]	19	22.35 [0.880]	20	5-104895-2
5 3	4	13.97 [0.550]	5.72 [0.225]	9	16.00 [0.630]	10	5-104895-1
8	OBSOLETE						
1 3	49	71.12 [2.800]	62.87 [2.475]	99	73.15 [2.880]	100	1-104895-0
1 3	44	64.77 [2.550]	56.52 [2.225]	89	66.80 [2.630]	90	104895-9
1 3	39	58.42 [2.300]	50.17 [1.975]	79	60.45 [2.380]	80	104895-8
1 3	34	52.07 [2.050]	43.82 [1.725]	69	54.10 [2.130]	70	104895-7
1 3	29	45.72 [1.800]	37.47 [1.475]	59	47.75 [1.880]	60	104895-6
1 3	24	39.37 [1.550]	31.12 [1.225]	49	41.40 [1.630]	50	104895-5
1 3	19	33.02 [1.300]	24.77 [0.975]	39	35.05 [1.380]	40	104895-4
1 3	14	26.67 [1.050]	18.42 [0.725]	29	28.70 [1.130]	30	104895-3
1 3	9	20.32 [0.800]	12.07 [0.475]	19	22.35 [0.880]	20	104895-2
1 3	4	13.97 [0.550]	5.72 [0.225]	9	16.00 [0.630]	10	104895-1
8	SUPERCEDED						
8	SUPERCEDED						



RECOMENDED BOARD LAYOUT
SCALE 5:1

THIS DRAWING IS A CONTROLLED DOCUMENT.

DIMENSIONS: mm [INCHES]	TOLERANCES UNLESS OTHERWISE SPECIFIED:	DIN J. HERRINGTON 23-6-93	STE TE Connectivity
0 PLC ± -	1 PLC ± -	2 PLC ± -	3 PLC ± 0.13[.005]
4 PLC ± -	ANGLES ± -	APVD D. DUPLER 24-6-93	NAME ASSEMBLY, HEADER, RIGHT ANGLE, DOUBLE ROW, AMPMODU 50/50 GRID CONNECTOR
MATERIAL: HOUSING: LCP, COLOR: BLACK CONTACT: BRASS HOLDDOWN: COPPER ALLOY	FINISH: SEE TABLE	WEIGHT: -	SIZE: A1
		CUSTOMER DRAWING	SCALE: 5:1 SHEET 1 OF 1 REV: H6

Mouser Electronics

Authorized Distributor

Click to View Pricing, Inventory, Delivery & Lifecycle Information:

[TE Connectivity:](#)

[104895-8](#)