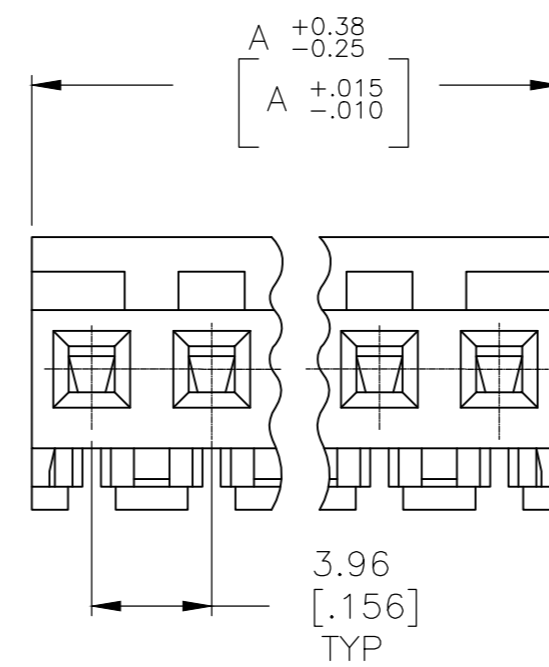
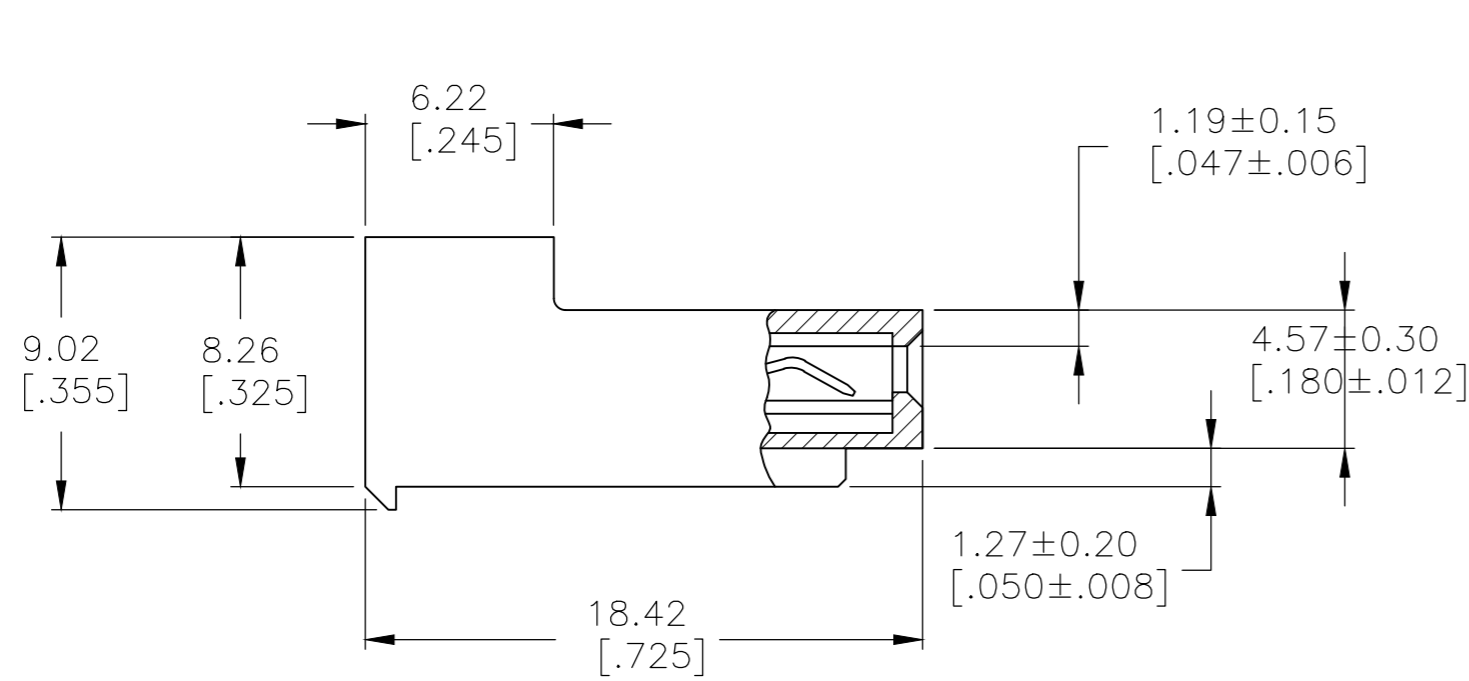
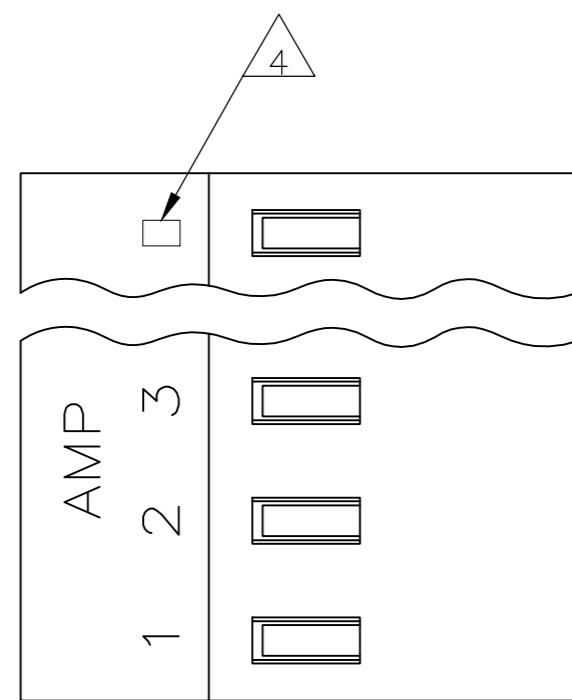


THIS DRAWING IS UNPUBLISHED. RELEASED FOR PUBLICATION
 © COPYRIGHT - By - TE CONNECTIVITY ALL RIGHTS RESERVED.

LOC	DIST	REVISIONS			
P	LTR	DESCRIPTION	DATE	DWN	APVD
CM	OO	T1	ECO-14-012257	12SEP2014	KR OC



DIM A	NO. OF CIRCUITS	PART NO.
95.10[3.744]	24	5-640433-4
91.13[3.588]	23	5-640433-3
87.17[3.432]	22	5-640433-2
83.21[3.276]	21	5-640433-1
79.25[3.120]	20	5-640433-0
75.29[2.964]	19	4-640433-9
71.32[2.808]	18	4-640433-8
67.36[2.652]	17	4-640433-7
63.40[2.496]	16	4-640433-6
59.44[2.340]	15	4-640433-5
55.47[2.184]	14	4-640433-4
51.51[2.028]	13	4-640433-3
47.55[1.872]	12	4-640433-2
43.59[1.716]	11	4-640433-1
39.62[1.560]	10	4-640433-0
35.66[1.404]	9	3-640433-9
31.70[1.248]	8	3-640433-8
27.74[1.092]	7	3-640433-7
23.77[.936]	6	3-640433-6
19.81[.780]	5	3-640433-5
15.85[.624]	4	3-640433-4
11.89[.468]	3	3-640433-3
7.92[.312]	2	3-640433-2
95.10[3.744]	24	2-640433-4
91.13[3.588]	23	2-640433-3
87.17[3.432]	22	2-640433-2
83.21[3.276]	21	2-640433-1
79.25[3.120]	20	1-640433-0
75.29[2.964]	19	1-640433-9
71.32[2.808]	18	1-640433-8
67.36[2.652]	17	1-640433-7
63.40[2.496]	16	1-640433-6
59.44[2.340]	15	1-640433-5
55.47[2.184]	14	1-640433-4
51.51[2.028]	13	1-640433-3
47.55[1.872]	12	1-640433-2
43.59[1.716]	11	1-640433-1
39.62[1.560]	10	1-640433-0
35.66[1.404]	9	640433-9
31.70[1.248]	8	640433-8
27.74[1.092]	7	640433-7
23.77[.936]	6	640433-6
19.81[.780]	5	640433-5
15.85[.624]	4	640433-4
11.89[.468]	3	640433-3
7.92[.312]	2	640433-2

1 MATERIAL: CONNECTOR - NYLON UL94-V2 (RED).
 CONTACTS - 0.30[.012] THICK COPPER ALLOY
 (BRIGHT TIN-LEAD 0.00203[.000080] MIN. THICK FOR CONTACTS 640433-2 THRU 2-640433-4).
 (MATTE WHSIKER MITIGATED TIN 0.00203[.000080] MIN. THICKNESS OVER NICKEL UNDERPLATE FOR 3-640433-2 THRU 5-640433-4).

2 CONTACTS ACCEPT 22 AWG WIRE WITH 2.41[.095] MAX INSULATION DIAMETER.

3 CONTACTS MUST ACCEPT 1.14±0.03[.045] POST AND REMAIN LOCKED IN POSITION.

4 IDENTIFICATION NUMBER FOR LAST CIRCUIT MAY NOT APPEAR ON ALL ASSEMBLIES.

5 DIMENSIONS IN BRACKETS ARE IN INCHES.

6 HOUSING FEATURES ARE: CLOSED END WITH LOCKING RAMP.

7 OBSOLETE PARTS: OBSOLETE CIS STREAMLINING PER D.RENAUD/D.SINISI

SUPERSEDED
7

7 SUPERSEDED

7 SUPERSEDED

7 SUPERSEDED

METRIC

THIS DRAWING IS A CONTROLLED DOCUMENT.		DWN S. CARPENTER 13AUG2003		
DIMENSIONS: mm [INCHES]		CHK D. BOSSI 13AUG2003		
TOLERANCES UNLESS OTHERWISE SPECIFIED:		APVD D. BOSSI 13AUG2003	NAME	
0 PLC ± -		PRODUCT SPEC	MTA 156 CONNECTOR ASSEMBLY, 22 AWG, STANDARD	
1 PLC ± -		APPLICATION SPEC	-	
2 PLC ± -		108-1051	SIZE	CAGE CODE
3 PLC ± 0.13 [.005]		114-1020	A2	00779
4 PLC ± -		WEIGHT	DRAWING NO	
ANGLES ± -		-	C=640433	
MATERIAL	FINISH	RESTRICTED TO		
1	1	SCALE		SHEET
CUSTOMER DRAWING		4:1		1 OF 1
		REV		T1

Mouser Electronics

Authorized Distributor

Click to View Pricing, Inventory, Delivery & Lifecycle Information:

[TE Connectivity:](#)

[1-640433-0](#)