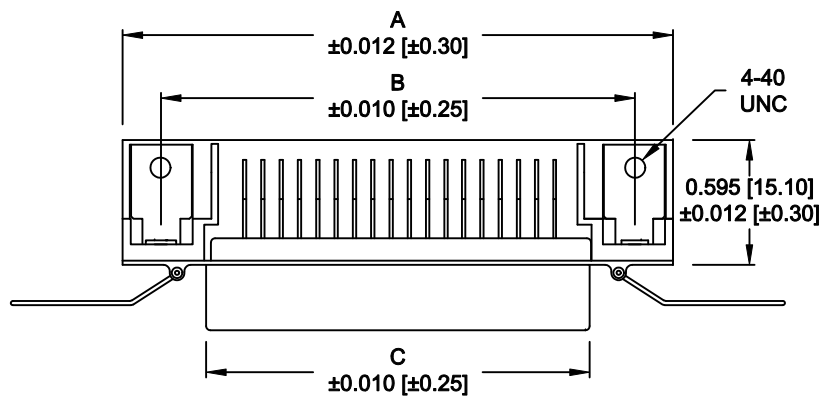


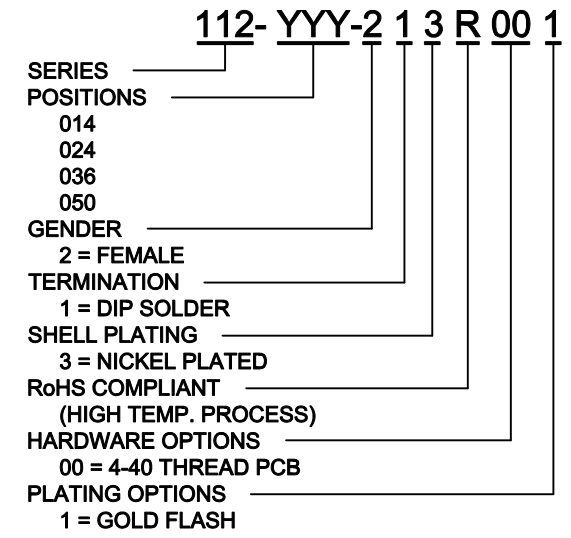
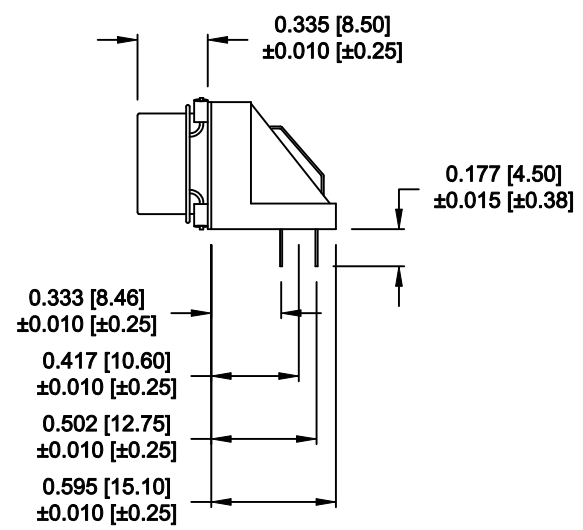
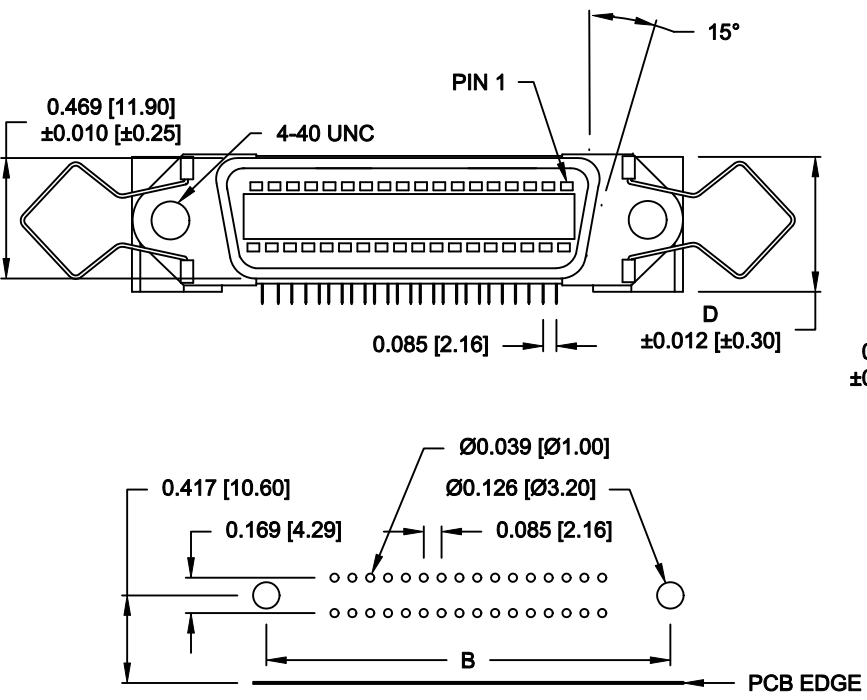
DESCRIPTION: .085" RIBBON FEMALE R/A BOARD MOUNT



| No. OF PINS | DIMENSIONS | | | |
|-------------|------------|-------|-------|-------|
| | A | B | C | D |
| 14 | 1.728 | 1.417 | 0.992 | 0.602 |
| | 43.90 | 36.00 | 25.20 | 15.30 |
| 24 | 2.154 | 1.843 | 1.417 | 0.600 |
| | 54.70 | 46.80 | 36.00 | 15.25 |
| 36 | 2.667 | 2.352 | 1.925 | 0.600 |
| | 67.75 | 59.74 | 48.90 | 15.25 |
| 50 | 3.272 | 2.947 | 2.524 | 0.600 |
| | 83.10 | 74.85 | 64.10 | 15.25 |

MATERIAL:
 SHELL: COLD ROLLED STEEL, NICKEL PLATED
 INSULATOR: PA9T, UL94V-0, BLUE
 CONTACTS: PHOSPHOR BRONZE OR BRASS,
 CONTACT PLATING: GOLD FLASH IN THE MATING AREA
 MATTE TIN IN THE SOLDER AREA

SPECIFICATION:
 CURRENT RATING: 1 AMP
 INSULATION RESISTANCE: 1,000 MegOhms min.
 WITHSTANDING VOLTAGE: 1,000VAC FOR 1 MINUTE
 VOLTAGE: 250 VAC max.
 CONTACT RESISTANCE: 30 milliOhms max.
 OPERATING TEMPERATURE: -55° C TO 105° C
 INSERTION FORCE: 25 Lb. max.
 WITHDRAWAL FORCE: 2 Lb. min.



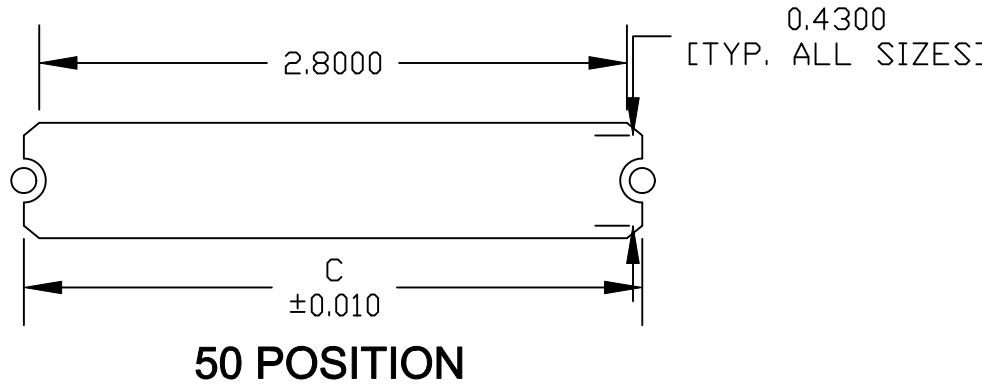
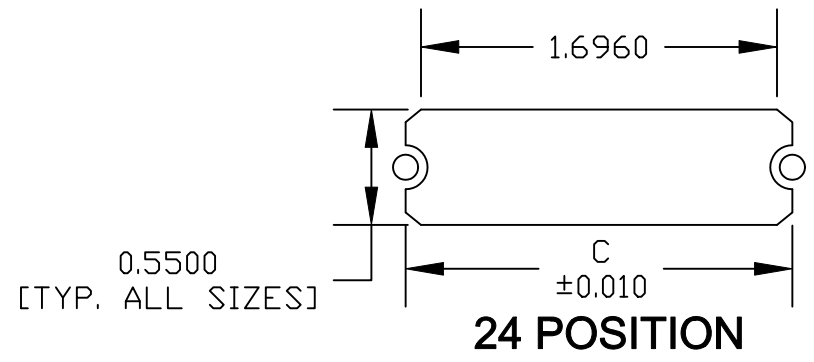
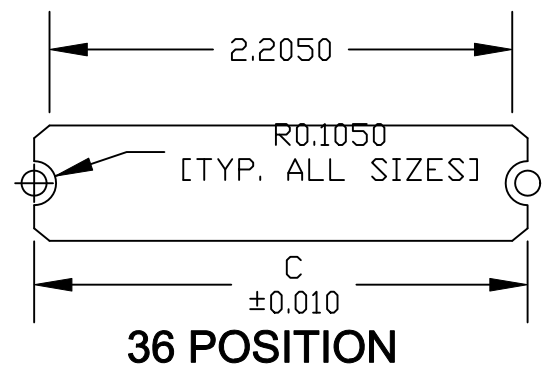
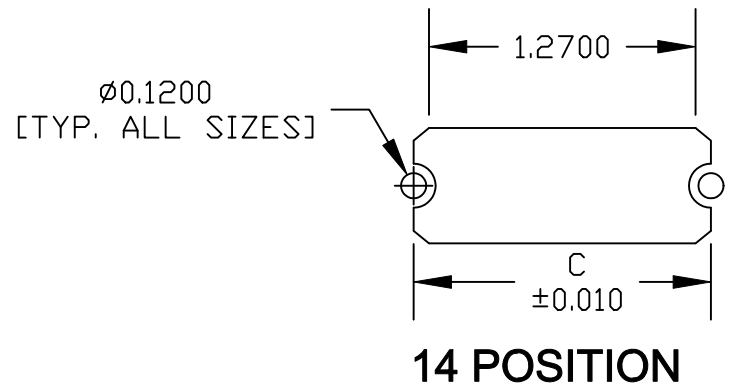
DO NOT SCALE FROM DRAWING

RECOMMENDED PCB LAYOUT

RoHS COMPLIANT

| | | | | |
|--|---|-------------------------|----------------------|---------------|
| | THESE DRAWINGS AND SPECIFICATIONS ARE THE PROPERTY OF NorComp AND SHALL NOT BE REPRODUCED, COPIED OR USED AS THE BASIS FOR THE MANUFACTURE OR SALE OF APPARATUS WITHOUT WRITTEN PERMISSION. | | DRAWN: WAYNE ROBBINS | DATE: 9-15-05 |
| | | | CHECKED: | DATE: |
| | | SCALE: 1:1 | SHEET 1 OF 2 | REV 7 |
| | | DWG NO. 112-YYY-213R001 | | |

| | | | | |
|---|-------|-------|-------|-------|
| | 014 | 024 | 036 | 050 |
| C | 1.417 | 1.843 | 2.352 | 2.947 |
| | 36.00 | 46.80 | 59.74 | 74.85 |



*****NOTE***** DIMENSION "C" =
 CENTER TO CENTER OF MOUNTING HOLES
 CENTER OF RADI
 OVERALL LENGTH OF CUTOUT

DO NOT SCALE FROM DRAWING

| | | | | |
|------------------|---|--------------------------------|----------------------------|--------------|
| | THESE DRAWINGS AND SPECIFICATIONS ARE THE PROPERTY OF NorComp AND SHALL NOT BE REPRODUCED, COPIED OR USED AS THE BASIS FOR THE MANUFACTURE OF SALE OF APPARATUS WITHOUT WRITTEN PERMISSION. | DRAWN: M. SIGMON | DATE: 01-14-11 | |
| | | CHECKED: | DATE: | |
| <h1>NorComp</h1> | | SCALE: NONE | SHEET 2 OF 2 | REV 7 |
| | | DWG NO. 112-YYY-213R001 | | |

RoHS COMPLIANT

Mouser Electronics

Authorized Distributor

Click to View Pricing, Inventory, Delivery & Lifecycle Information:

[NorComp:](#)

[112-014-213R001](#) [112-024-213R001](#) [112-036-213R001](#) [112-050-213R001](#)