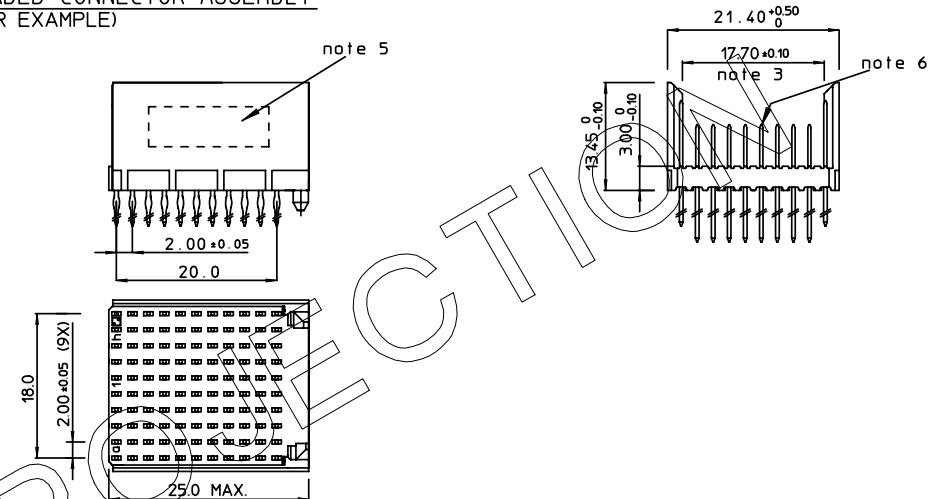


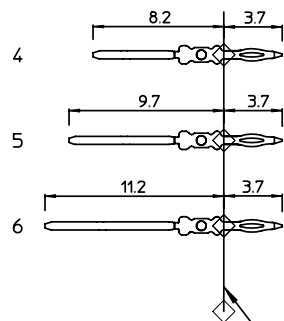
## LOADING PATTERN MATING SIDE

y	6	6	6	6	6	6	6	6	6	6
h	6	5	6	5	6	5	6	5	6	5
g	5	5	5	5	5	5	5	5	5	5
f	6	5	6	5	6	5	6	5	6	5
e	5	6	5	6	5	6	5	6	5	6
d	6	5	6	5	6	5	6	5	6	5
c	5	6	5	6	5	6	5	6	5	6
b	5	5	5	5	5	5	5	5	5	5
a	5	6	5	4	5	6	5	6	5	6
z	6	6	6	6	6	6	6	6	6	6
POS	0	1				0	5			1
	1					5				0

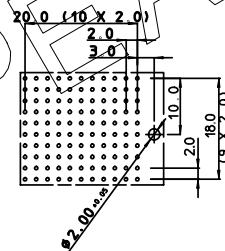
SHEET NR. : 86

LOADED CONNECTOR ASSEMBLY  
(FOR EXAMPLE)

## CONTACT OVERVIEW

SEATING PLANE  
FOR CONNECTOR

## LAY-OUT P.C.B.-HOLE



HM2P89PDC145

LEAD FREE INDICATOR : LF = LEAD FREE  
(DIGIT 15 & 16)

PLATING CODE (DIGIT 13 AND 14)  
(REF DWG No. BS,C ,201844,003)

## NOTES:

1. THIS PRODUCT IS CSA APPROVED.
2. THIS PRODUCT IS UL RECOGNIZED.
3. MEASURED AT THE BOTTOM.
4. MATERIAL CONTACT: PHOSPHORBRONZE  
HOUSING: CREAM WHITE GLASS FILLED  
POLYESTER UL-94V0
5. CONNECTOR PRINTED WITH P/N AND DATE CODE.
6. FOR ACTUAL CONTACT LOADINGS, SEE LOADING PATTERN MATING SIDE.
7. SHAPE OF CONNECTOR HOUSING CAN ALTER  
DEPENDING ON PRODUCTION LOCATION.
8. THE PRODUCT (LF) MEETS EUROPEAN UNION DIRECTIVES AND OTHER COUNTRY  
REGULATIONS AS DESCRIBED IN GS-22-008
9. FOR RECOMMENDED PTH DIMENSIONS REFER DRAWING : BS,A ,201572,001

1DEC ± 0,2 2DEC ± 0,1 ANGLES ± 1°	APPR. DRAFT CHECKED	DATE 1999-03-24	SIGN. M.Fret	LOADING PATTERN OVERVIEW (8+2 ROW)	
WE RESERVE THE RIGHT TO CHANGE DIMENSIONS OR REQUIREMENTS WITHOUT PRIOR NOTICE.	PROD. MGR. PR.ENG. MGR.			CAT. No. HM2P89PDC145----	
ALL DIMENSIONS IN MM	PR.MGT. MGR.			FCJ www.fciconnect.com	
REFERENCES				SCALE	
BS,C ,202175,090				C	
PDM: Rev:C				STATUS: Released	
DRAWING No. 2				CUSTOMER DRAWING REVISION	
Printed: Dec 02, 2007					

# Mouser Electronics

Authorized Distributor

Click to View Pricing, Inventory, Delivery & Lifecycle Information:

[FCI / Amphenol:](#)

[HM2P89PDC145N9LF](#)