

# Thermofit Molded Parts Specification Control Drawing

Part Number : 562A011 thru 067  
Description : Transition,  
1 to 4 Cables

## NOTES

- All dimensions are in  $\frac{\text{inches}}{\text{[millimeters]}}$  ;  $\frac{\text{lbs}}{\text{[gms]}}$
- Dimensions appearing in table are as follows:
  - a - As Supplied
  - b - After Unrestricted Recovery
- Coating is optional. As supplied dimensions appearing in table are for uncoated parts. When coating is added, entry diameters will be reduced by .06 max.
- Molding ports are optional. When -00 modification number is specified molding ports will be located as shown.
- Weight appearing in table of dimensions is based on polyolefin part.

-5 material is not available for this part.

IF THIS DOCUMENT IS PRINTED IT BECOMES UNCONTROLLED.  
CHECK FOR THE LATEST REVISION.



TE CONNECTIVITY  
300 CONSTITUTION DRIVE  
MENLO PARK, CALIFORNIA 94025

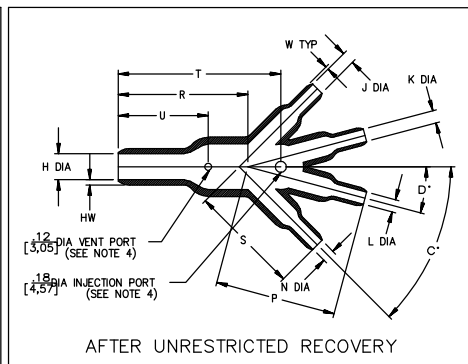
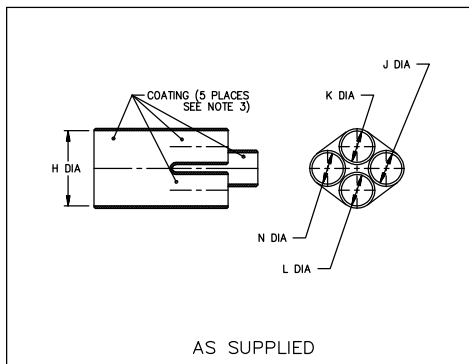


TABLE OF DIMENSIONS

PART NUMBER	H		J,K,L & N		P	R	S	T	U	C'	D'	HW	W	Weight
	Min	Max	Min	Max	±10%	±10%	±10%	±10%	±10%	±5%	±5%	±20%	±20%	Nom
	a	b	a	b	b	b	b	b	b	b	b	b	b	b
562A011	.52 [13,2]	.27 [6,9]	.26 [6,6]	.14 [3,5]	.95 [24,1]	1.51 [38,4]	.95 [24,1]	1.73 [43,9]	.79 [20,0]	45	15	.06 [1,52]	.04 [1,02]	.008 [3,63]
562A022	.76 [19,3]	.38 [9,7]	.37 [9,4]	.21 [5,3]	1.40 [35,6]	1.42 [36,1]	1.26 [32,0]	1.70 [43,2]	.91 [23,1]	45	15	.07 [1,78]	.04 [1,02]	.015 [6,80]
562A032	.76 [19,3]	.38 [9,7]	.52 [13,2]	.27 [6,9]	1.94 [49,3]	1.42 [36,1]	1.77 [45,0]	1.99 [50,5]	1.00 [25,4]	45	15	.07 [1,78]	.06 [1,52]	.030 [13,61]
562A043	1.06 [26,9]	.51 [13,0]	.52 [13,2]	.27 [6,9]	1.94 [49,3]	2.04 [51,8]	1.77 [45,0]	2.59 [65,8]	1.32 [33,5]	45	15	.10 [2,54]	.06 [1,52]	.041 [18,60]
562A054	1.52 [38,6]	.73 [18,5]	.76 [19,3]	.38 [9,7]	2.83 [71,9]	2.95 [74,9]	2.57 [65,3]	3.75 [95,3]	1.83 [46,5]	45	15	.12 [3,05]	.07 [1,78]	.120 [54,43]
562A067	2.19 [55,6]	1.05 [26,7]	1.06 [26,9]	.51 [13,0]	4.00 [101,6]	4.27 [108,5]	3.64 [92,5]	5.32 [135,1]	2.58 [65,5]	45	15	.18 [4,57]	.10 [2,54]	.330 [149,69]

Revision : P1  
Date : 20APR11

Part Number : 562A011 thru 067  
Description : Transition,  
1 to 4 Cables

# Thermofit Molded Parts Specification Control Drawing

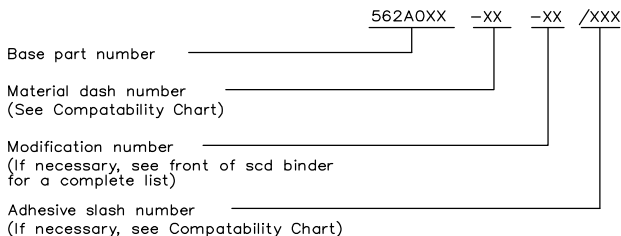
Part Number : 562A011 thru 067  
Description : Transition,  
1 to 4 Cables

## COMPATABILITY CHART

MATERIAL DASH NO.	MATERIAL DESCRIPTION	RT SPEC	COATING SLASH NO.	COATING S NO.	COATING DESCRIPTION
-3	Polyolefin, Semi-rigid	RT-301	/42;/86	S-1017;S-1048	Adhesive
-4	Polyolefin, Flexible	RT-1304	/42;/86	S-1017;S-1048	Adhesive
-5	Elastomer, Flexible	RT-501	/42	S-1017	Adhesive
-6	Silicone	RT-602	N/A		
-12	*VITON, Flexible	RT-1312	N/A		
-25	Elastomer, Fluid Resistant	RT-1325	/42;/86	S-1017;S-1048	Adhesive
-100	Polyolefin, Semi-flexible ZEROHAL™	RT-1323	/86;/180	S-1048;S-1030	Adhesive

\*VITON is a Registered Trademark of Dupont

## ORDERING INFORMATION



THIS DRAWING IS SUBJECT TO CHANGE WITHOUT NOTICE; CONSULT YOUR  
NEAREST FIELD REPRESENTATIVE FOR CURRENT REVISION



TE CONNECTIVITY  
300 CONSTITUTION DRIVE  
MENLO PARK, CALIFORNIA 94025

Revision : P1  
Date : 20APR11

Part Number : 562A011 thru 067  
Description : Transition,  
1 to 4 Cables

# Mouser Electronics

Authorized Distributor

Click to View Pricing, Inventory, Delivery & Lifecycle Information:

[TE Connectivity:](#)

[562A032-4/42-0](#)