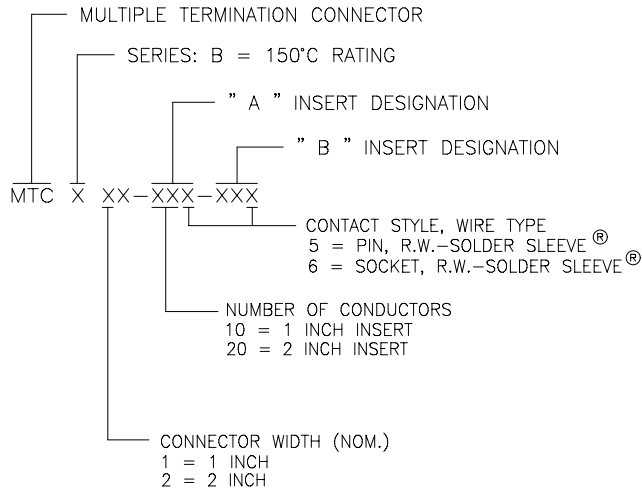


NOTES: 1 PART NUMBER VARIABLE:



2. MATERIAL:

- A) PIN/SOCKET INSERT HIGH GRADE POLYARYLENE THERMOPLASTIC.
B) PIN CONTACT COPPER ALLOY PER QQ-B-613 OR QQ-C-502.
C) SOCKET CONTACT COPPER ALLOY PER QQ-B-750.
D) INTERFACIAL SEAL SILICONE ELASTOMER PER ZZ-R-765.
E) SolderSleeve® REFER TO RAYCHEM DRAWING CTA-0026 AND CTA-0027 FOR DETAILS.

3. FINISH:

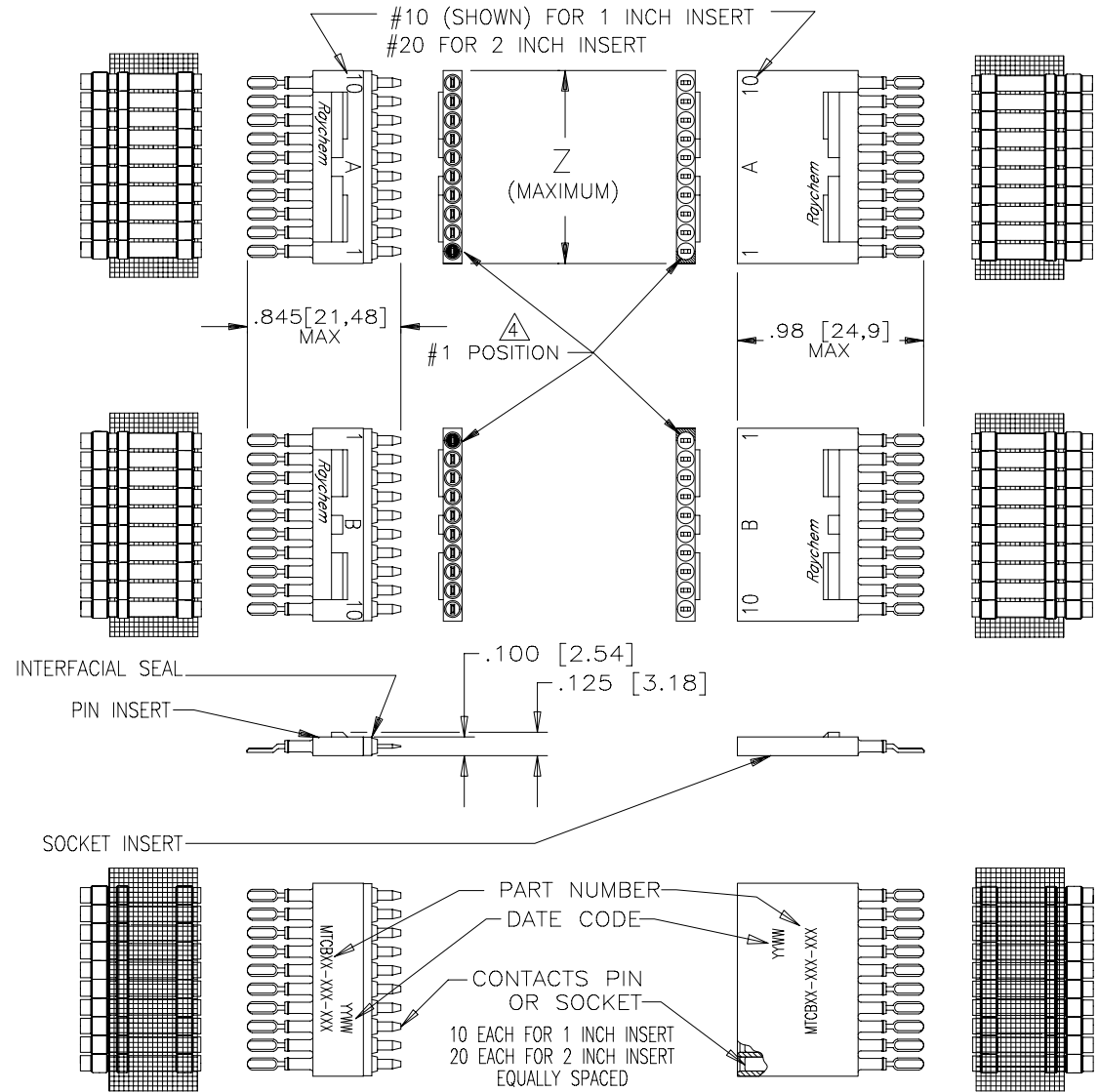
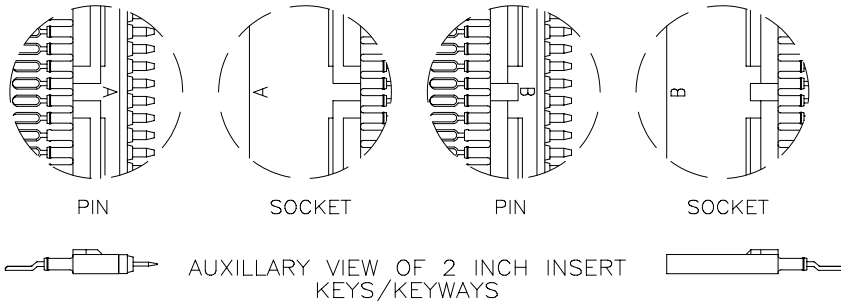
- A) PIN/SOCKET INSERT AS MOLDED.
B) PIN/SOCKET CONTACT GOLD PLATE PER MIL-G-45204, CLASS 1.
C) CONTACT TAIL SOLDER COATED PER ANSI/J-STD-006 (Sn95Sb05)

4. NUMBER ONE POSITION IS MARKED AS SHOWN IN CONTRASTING COLOR ON INTERFACE.

5. THIS INSERT MEETS THE REQUIREMENTS OF RAYCHEM SPECIFICATION C-6111.

**If this document is printed it becomes uncontrolled.
Check with the web for latest revision.**

SIZE		WEIGHT MAXIMUM		DIM. "Z"
		LBS.	GRAMS	
1 INCH INSERT	PIN	0.0047	2.132	1.05 [26,7]
	SOC.	0.0054	2.449	
2 INCH INSERT	PIN	0.0090	4.082	2.05 [52,1]
	SOC.	0.0109	4.944	



SPECIFICATION CONTROL DRAWING

UNLESS OTHERWISE SPECIFIED DIMENSIONS ARE IN INCHES. METRIC DIMENSIONS ARE IN BRACKETS.	DRAWN	ZS.ORBAN	2/22/2000	Raychem	
	CHECKED			TITLE	
	APPROVED			KIT, A & B INSERT ASSEMBLY	
	APPROVED	M.HIGGY	3/2/2000	SOCKET AND PIN, 1" & 2" FOR ROUND WIRE, 150°C WITH SOLDER PAK®	
DECIMALS .XXX ±.005 .XX ±	CAD NAME	T28236.DWG		SIZE	CODE IDENT. NO.
ANGLES .X ±	THIRD ANGLE PROJECTION			C	06090
WEIGHT: MAXIMUM SEE TABULATION				DWG. NO.	REV
				MTCBXX-XXX-XXX	A
				DO NOT SCALE THIS DRAWING	SHEET 1 OF 1

Mouser Electronics

Authorized Distributor

Click to View Pricing, Inventory, Delivery & Lifecycle Information:

[TE Connectivity:](#)

[MTCB2X-206-XXX](#)