

4

3

2

1

THIS DRAWING IS UNPUBLISHED.

RELEASED FOR PUBLICATION

.19

© COPYRIGHT 19

BY AMP INCORPORATED.

ALL RIGHTS RESERVED.

LOC

DIST

REVISIONS

DY

-

P

LTR

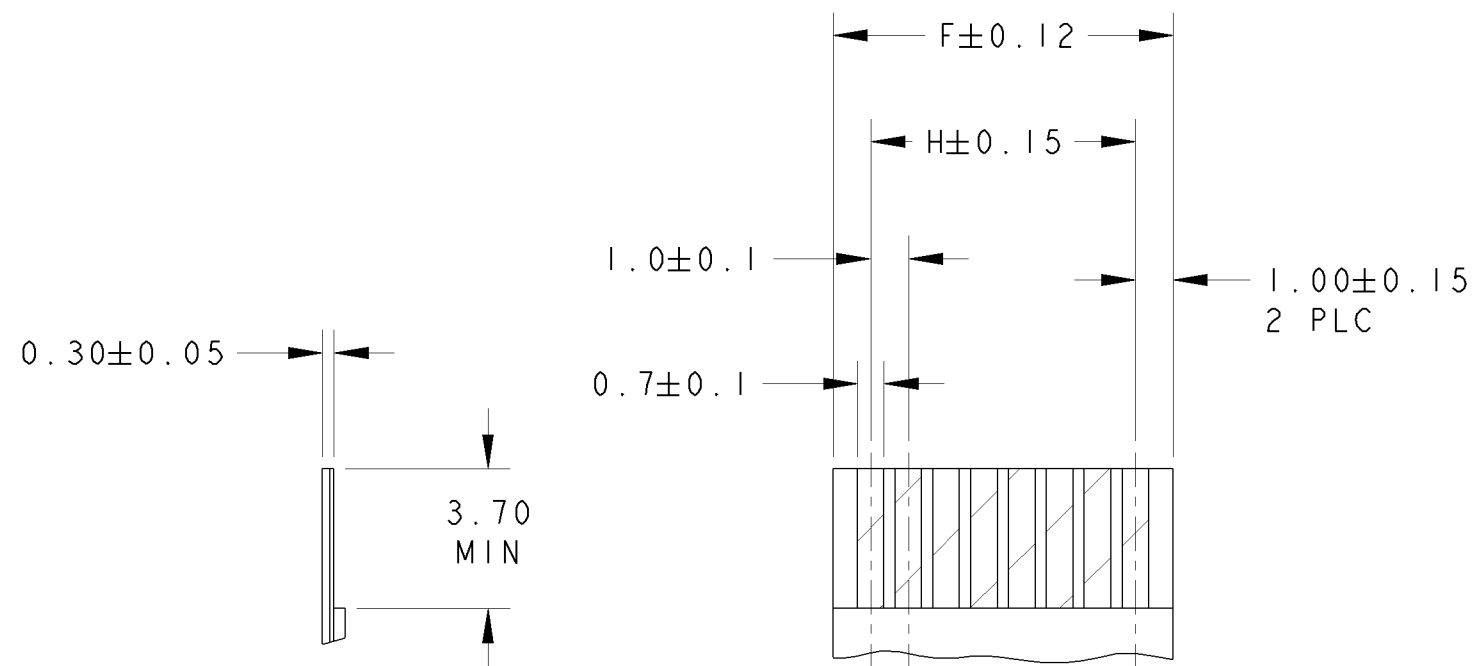
DESCRIPTION

DATE

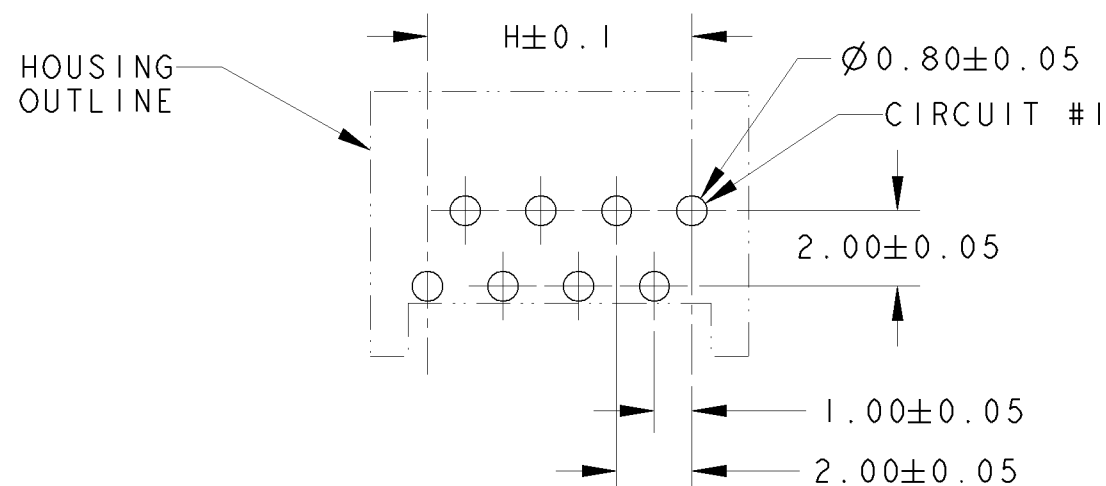
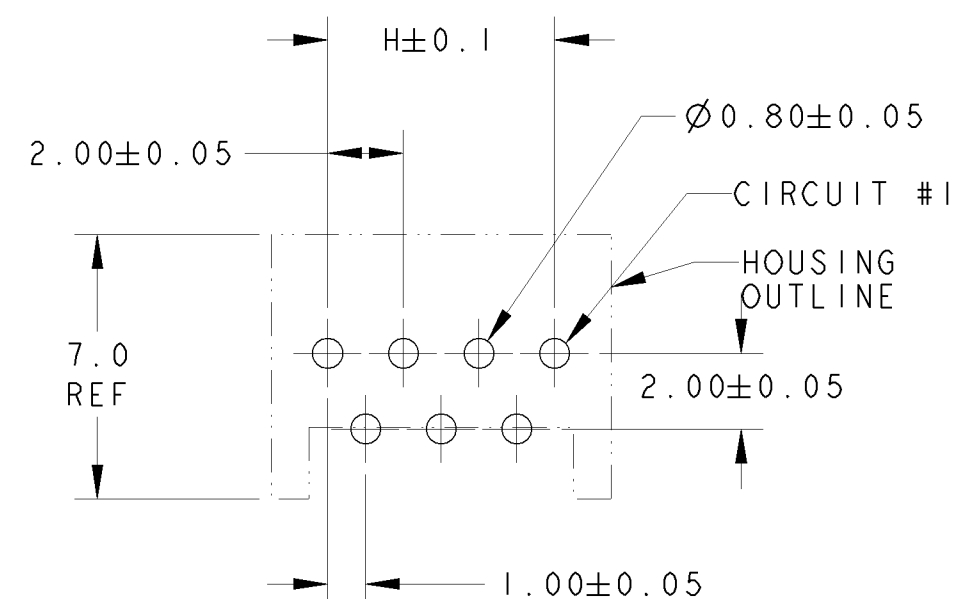
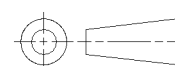
DWN

APVD

SEE SHEET 1



RECOMMENDED FFC/FPC

RECOMMENDED PCB LAYOUT (THK= 1.6±0.1)
(FOR EVEN POSITION CONNECTORS)
NON-ACCUMULATIVE TOLERANCERECOMMENDED PCB LAYOUT (THK= 1.6±0.1)
(FOR ODD POSITION CONNECTORS)
NON-ACCUMULATIVE TOLERANCETHIS DRAWING IS A CONTROLLED DOCUMENT FOR AMP INCORPORATED.
IT IS SUBJECT TO CHANGE AND THE CONTROLLING ENGINEERING
ORGANIZATION SHOULD BE CONTACTED FOR THE LATEST REVISION.DIMENSIONS:
mmTOLERANCES UNLESS
OTHERWISE SPECIFIED:0 PLC ±0.30
1 PLC ±0.30
2 PLC ±0.30
3 PLC ±
4 PLC ±
ANGLES ±3°

MATERIAL



FINISH



DWN WYLEE 15JUN04

CHK LP TAN

APVD SF LEONG

PRODUCT SPEC
108-51058

APPLICATION SPEC

-

WEIGHT

-

CUSTOMER DRAWING

Tyco Electronics Corporation
Singapore

NAME

ASSY, 1.00mm FFC CONN
DIP, H

SIZE

A3

CAGE CODE

00779

DRAWING NO

C-84983

SCALE 5:1

SHEET 2 OF 2

REV F1

Mouser Electronics

Authorized Distributor

Click to View Pricing, Inventory, Delivery & Lifecycle Information:

[TE Connectivity:](#)

[1-84983-2](#)