


Sealing and Protection for Wire Bundles, Connectors, Terminals and Splices



RBK-VWS-125 Tubing

Clear product for sealing and protection of inline wire splices.



RBK-VWS-125 Tubing

Dual-wall, heat-shrinkable tubing designed to provide environmental sealing of an electrical splice in an automotive environment.

Moisture may enter a splice directly or indirectly via capillary action between individual wires, thus causing corrosion. This effect is accelerated by variations in temperature.

The tubing is centred over the splice area and during heating the adhesive melts and is 'squeezed' around where the wires are crimped or welded and between the conductors by the shrinking action of the sleeve.

The installed product provides low profile mechanical protection against flexing, abrasion and cut-through as well as electrical insulation. There are four sizes to cover the range of splice profiles.

Benefits

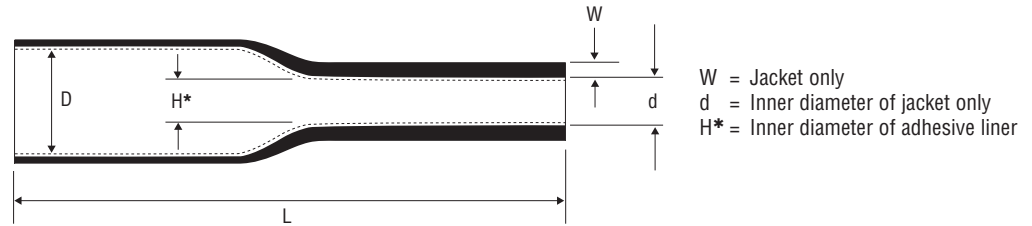
- Excellent environmental seal
- Mechanical protection against flexing, abrasion and cut-through
- Small cross-sectional profile
- Single component solution – to seal, protect and insulate most in-line and stub splices
- Complete environmental and moisture sealing – for up to seven wires per side
- Tubing and adhesive combination – for superior strain relief
- Clear tubing allowing inspection of wire splices
- Application equipment and installation procedures – to meet most harness production processes
- Meets most applicable worldwide automotive OEM splice sealing specifications
- RoHS/ELV compliant

Clear, Dual-Wall, Moisture Proof, Heat-Shrinkable Tubing to Protect Electrical Splices

Product Features

RBK-VWS-125 Tubing

- Continuous operating temperature from -40°C up to +125°C (3000 hrs)
- 4:1 shrink ratio



Product Dimensions

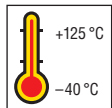
Size	Inside Diameter			Wall Thickness (mm)		Length* ³ L (nom)	Ordering Description
	D (min) Expanded as Supplied	H (max)* ¹ Recovered after Heating	d (max) Recovered Jacket after Heating	W (min) Recovered Jacket after Heating	W + Adhesive Liner (min)		
NR1	5.70	1.27	2.52	0.80	1.42	50	RBK-VWS-125-NR1-X
NR2	8.00	1.65	3.01	1.06	1.78	50	RBK-VWS-125-NR2-X
NR3	10.80	2.40	4.55	1.16	2.14	65	RBK-VWS-125-NR3-X
NR4	17.78	4.45	7.40* ²	1.04	2.41	75	RBK-VWS-125-NR4-X

Refer to the Installation Guidelines document before selecting size (PIP-004).
The wall thickness of the tubing will be less than specified if recovery is restricted during shrinkage.

- *1) Nominal values for reference only.
- *2) Estimate.
- *3) Other lengths are available subject to special order.

Ordering Information

Standard Colour	Clear (X)								
Installation	The product may be installed using a TE Automotive RBK-ILS Processor or other recommended application equipment. Consult your local TE Automotive office for more information.								
Size Selection	Refer to PIP-004								
Ordering Description	Specify product name, size and colour (for example RBK-VWS-125-NR)								
Specifications/Approvals	<table border="1"> <thead> <tr> <th>Series</th> <th>TE</th> </tr> </thead> <tbody> <tr> <td>RBK-VWS-125</td> <td></td> </tr> <tr> <td>Size 1-3</td> <td>RK-6640</td> </tr> <tr> <td>Size 4</td> <td>RT-1113</td> </tr> </tbody> </table>	Series	TE	RBK-VWS-125		Size 1-3	RK-6640	Size 4	RT-1113
Series	TE								
RBK-VWS-125									
Size 1-3	RK-6640								
Size 4	RT-1113								



Operating Temperature Range



Shrinking Ratio



Shrink Temperature



Fluid Resistant

Mouser Electronics

Authorized Distributor

Click to View Pricing, Inventory, Delivery & Lifecycle Information:

TE Connectivity:

[RBK-VWS-125-NR1-X-28MM](#) [RBK-VWS-125-NR2-X-50MM](#) [RBK-VWS-125-NR1-X-50MM](#) [RBK-VWS-125-NR4-X-75MM](#) [RBK-VWS-125-NR3-X-95MM](#) [RBK-VWS-125-NR3-X-65MM](#) [RBK-VWS-125-NR2-X-25MM](#) [RBK-VWS-125-NR4-X-40MM](#) [RBK-VWS-125-NR3-X-35MM](#) [RBK-VWS-125-NR1-X-40MM](#)