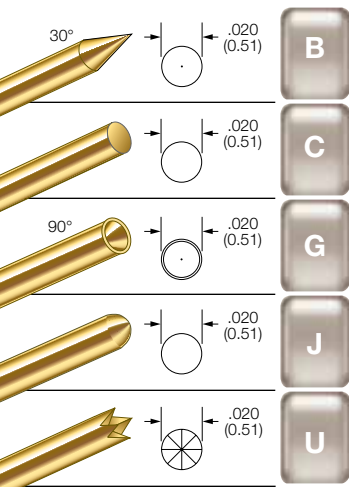


Series S Size 00 - .039 Centers

BeCu PLUNGER TIPS



PROBE SPECIFICATIONS


Minimum Centers: .039 (0.99)
Current Rating: 3 amps continuous
Spring Force: 1.3 or 1.6 oz. @ .050 (1.27) travel
Typical Resistance: < 55 mΩ
Maximum Travel: .090 (2.29)
Working Travel: .050 (1.27)

Rated Force oz. (g)	Preload oz. (g)	Material
1.3 (37)	0.6 (17)	BeCu
1.6 (45)	0.7 (20)	SS

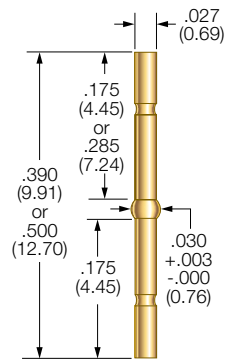
MATERIALS

Barrel: Nickel/silver, preplated gold
Spring: Beryllium copper or stainless steel, gold plated
Plunger: Beryllium copper, gold plated over nickel or Duralloy™
Receptacle: Nickel/silver, gold plated
Plug-In Terminal: Beryllium copper, preplated gold

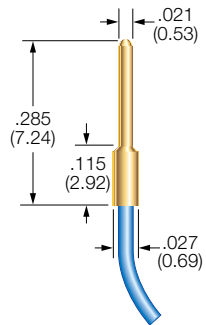
S-00 PROBE



R-00 Receptacles R00-W-390 / R00-W-500



FP-Plug



Drill Size: 0.75mm
Mounting Hole Size: .028/.0295 (0.71/0.75)
Recommended Wire: 30 gage

RECEPTACLE OPTIONS

Part Number	Style	Receptacle or Terminal Length	Probe/Receptacle Combined Length	Probe/Receptacle/Terminal Combined Length
R-00-W-390	Receptacle	0.390 (9.91)	0.915 (23.24)	1.03 (26.16)
R-00-W-500	Receptacle	0.500 (12.70)	1.025 (26.04)	1.14 (28.96)
FP-Plug	Plug-In Terminal*	0.285 (7.24)	—	—

*To order with preattached wire, add wire length and strip length (in inches) to the end of the part number. For example: R-00-W-390-36-1 or FP-Plug-36-1

HOW TO ORDER: SPRING CONTACT PROBE

S	00	J	1.3	G
SERIES	SIZE	TIP STYLE	SPRING FORCE	PLATING OPTIONS

SPRING FORCE:
 1.3 oz. @ .050 (1.27) TRAVEL
 1.6 oz. @ .050 (1.27) TRAVEL

PLATING OPTIONS:
G: GOLD PLATED PLUNGER
D: DURALLOY™ PLATED PLUNGER

CRIMPING PLIERS:
 CP00W-390
 CP00W-500
INSERTION TOOL: RT00

RECEPTACLE

R	00	W	390
SERIES	SIZE	TERMINATION	LENGTH

TERMINATIONS:
W: RECEPTACLE

LENGTHS:
 390 OR 500

* TO ORDER WITH PREATTACHED WIRE, ADD WIRE LENGTH AND STRIP LENGTH (IN INCHES) TO THE END OF THE PART NUMBER. 12" AND 36" STANDARD.

VIEW UPDATES OF THIS INFORMATION AT WWW.IDINET.COM

Specifications subject to change without notice. Dimensions in inches (millimeters)

Mouser Electronics

Authorized Distributor

Click to View Pricing, Inventory, Delivery & Lifecycle Information:

Smiths Interconnect:

[R-00-W-500](#) [R-00-W-390](#) [R-00-W-390-12-1](#) [R-SS-40-W-390-12-1 BL30G](#) [R-00-W-500-12-1](#) [R-SS-40-500-12-1](#) [R-00-WW-500](#) [S-00-B-1.3-D D/C](#) [S-00-B-1.3-G D/C](#) [S-00-B-1.6-D D/C SS SPGS](#) [S-00-G-1.3-D D/C](#) [S-00-G-1.3-G D/C](#) [S-00-G-1.6-D D/C](#) [S-00-G-1.6-G D/C SS SPG](#) [S-00-J-1.3-D D/C](#) [S-00-J-1.3-G D/C](#) [S-00-J-1.6-D D/C](#) [S-00-J-1.6-G D/C](#) [SS SPG](#) [S-00-U-1.3-D D/C](#) [S-00-U-1.3-G D/C](#) [S-00-U-1.6-D D/C](#) [S-00-U-1.6-G D/C SS SPG](#) [R-00-W.500-36-1](#) [R-00-T](#) [S-00-J-1.6-G-DS-36-1 BLUE 30G](#)