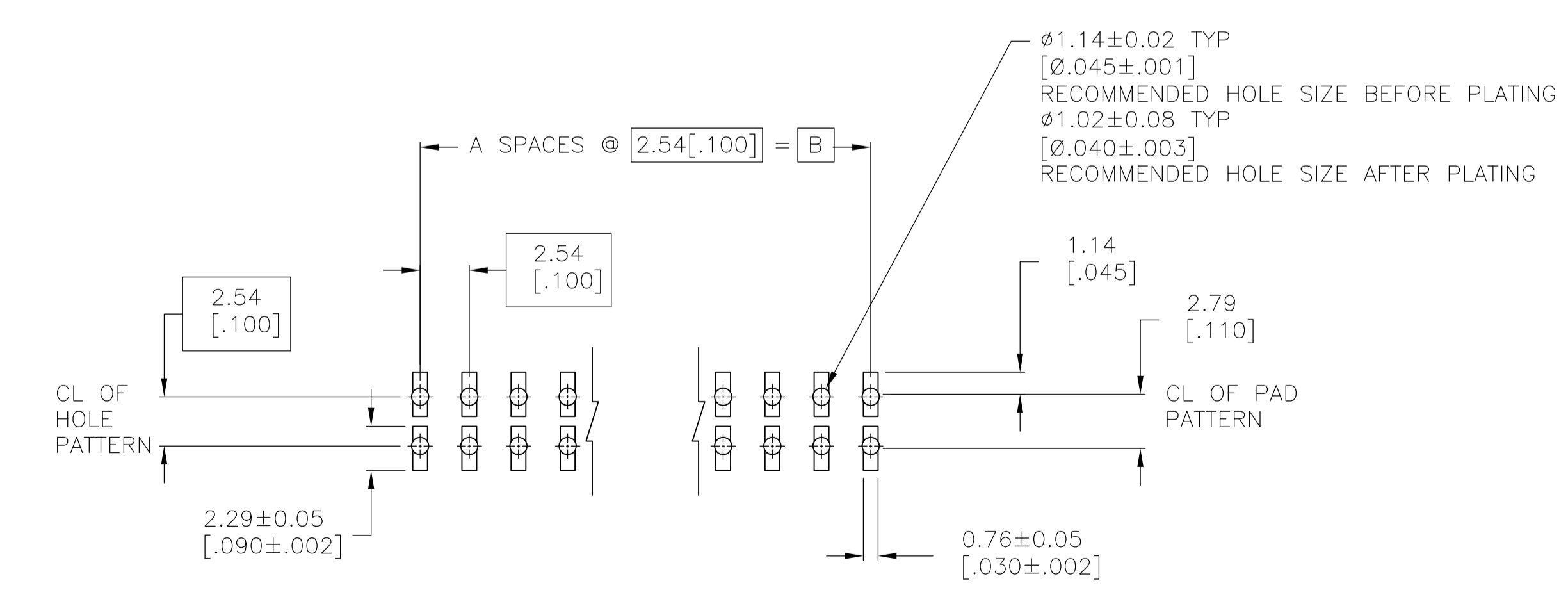
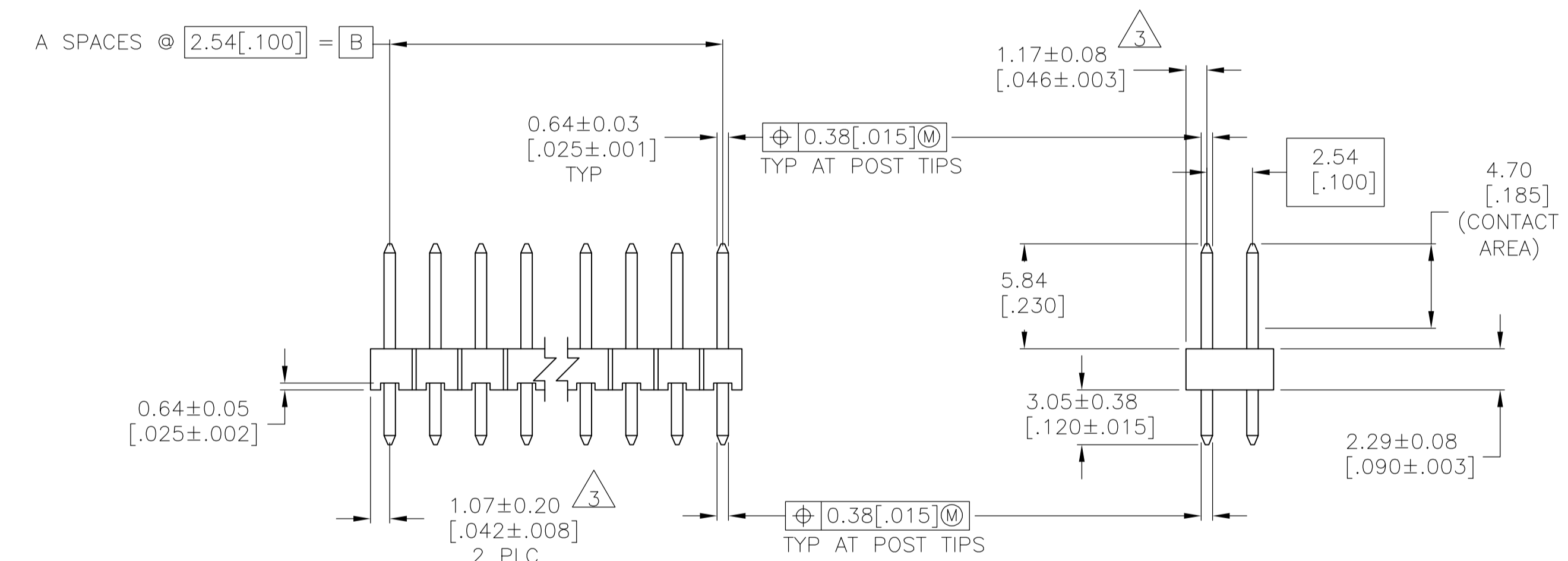
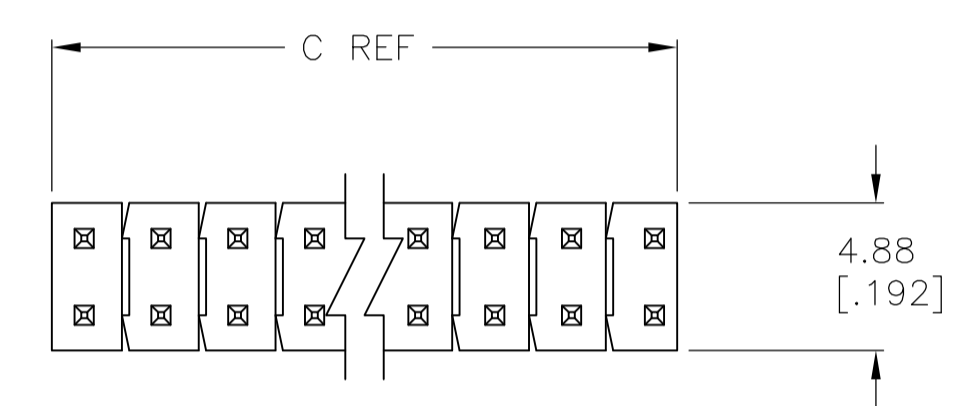


REVISIONS					
REV	DATE	BY	APPV	DESCRIPTION	DATE
N1	01SEP2016	NK	MM	REVISED PER ECO-16-012733	

- 1 ASSEMBLY MAY BE BROKEN TO THE DESIRED NUMBER OF POSITIONS.
- 2 TRUE POSITION TOLERANCE OF THE POST TIPS APPLIES WHEN THE HEADER IS HELD FLAT AGAINST THE PRINTED CIRCUIT BOARD.
- 3 THE NOTED DIMENSIONS APPLY AT THE INTERSECTION OF THE POST AND HOUSING.
- 4 POST PLATING: 0.00762[.000030] GOLD ON CONTACT AREA, 0.00254-0.00508[.000100-.000200] MATTE TIN-LEAD ON SOLDERTAIL, ALL OVER 0.00127[.000050] NICKEL.
- 5 HOUSING: LCP, COLOR-BLACK.
- 6 POST: COPPER ALLOY.
- 7 PARTS PACKAGED IN TUBES.
- 8 POST PLATING: 0.00762[.000030] GOLD ON CONTACT AREA, 0.00254-0.00508[.000100-.000200] MATTE TIN ON SOLDERTAIL, ALL OVER 0.00127[.000050] NICKEL.
- 9 PRELIMINARY PART - NOT RELEASED FOR PRODUCTION.
- 10 OBSOLETE PARTS: OBSOLETE CIS STREAMLINING PER D.RENAUD/D.SINISI.



RECOMMENDED PC BOARD MOUNTING DIMENSIONS FOR .063 [1.60] THICK PC BOARD AND .012 [0.305] STENCIL THICK.

PLATING	C	B	A	NO. OF POSITIONS	PART NUMBER
8	101.19 [3.984]	99.06 [3.900]	39	80	9-146257-0
8	98.65 [3.884]	96.52 [3.800]	38	78	10-8-146257-9
8	96.11 [3.784]	93.98 [3.700]	37	76	10-8-146257-8
8	93.57 [3.684]	91.44 [3.600]	36	74	10-8-146257-7
8	91.03 [3.584]	88.90 [3.500]	35	72	8-146257-6
8	88.49 [3.484]	86.36 [3.400]	34	70	8-146257-5
8	85.95 [3.384]	83.82 [3.300]	33	68	8-146257-4
8	83.41 [3.284]	81.28 [3.200]	32	66	10-8-146257-3
8	80.87 [3.184]	78.74 [3.100]	31	64	10-8-146257-2
8	78.33 [3.084]	76.20 [3.000]	30	62	10-8-146257-1
8	75.79 [2.984]	73.66 [2.900]	29	60	8-146257-0
8	73.25 [2.884]	71.12 [2.800]	28	58	10-7-146257-9
8	70.71 [2.784]	68.58 [2.700]	27	56	10-7-146257-8
8	68.17 [2.684]	66.04 [2.600]	26	54	10-7-146257-7
8	65.63 [2.584]	63.50 [2.500]	25	52	10-7-146257-6
8	63.09 [2.484]	60.96 [2.400]	24	50	7-146257-5
8	60.55 [2.384]	58.42 [2.300]	23	48	10-7-146257-4
8	58.01 [2.284]	55.88 [2.200]	22	46	10-7-146257-3
8	55.47 [2.184]	53.34 [2.100]	21	44	7-146257-2
8	52.93 [2.084]	50.80 [2.000]	20	42	10-7-146257-1
8	50.39 [1.984]	48.26 [1.900]	19	40	10-7-146257-0
8	47.85 [1.884]	45.72 [1.800]	18	38	6-146257-9
8	45.31 [1.784]	43.18 [1.700]	17	36	10-6-146257-8
8	42.77 [1.684]	40.64 [1.600]	16	34	6-146257-7
8	40.23 [1.584]	38.10 [1.500]	15	32	10-6-146257-6
8	37.69 [1.484]	35.56 [1.400]	14	30	6-146257-5
8	35.15 [1.384]	33.02 [1.300]	13	28	10-6-146257-4
8	32.61 [1.284]	30.48 [1.200]	12	26	6-146257-3
8	30.07 [1.184]	27.94 [1.100]	11	24	6-146257-2
8	27.53 [1.084]	25.40 [1.000]	10	22	6-146257-1
8	24.99 [.984]	22.86 [.900]	9	20	6-146257-0
8	22.45 [.884]	20.32 [.800]	8	18	10-5-146257-9
8	19.91 [.784]	17.78 [.700]	7	16	5-146257-8
8	17.37 [.684]	15.24 [.600]	6	14	5-146257-7
8	14.83 [.584]	12.70 [.500]	5	12	5-146257-6
8	12.29 [.484]	10.16 [.400]	4	10	5-146257-5
8	9.75 [.384]	7.62 [.300]	3	8	5-146257-4
8	7.21 [.284]	5.08 [.200]	2	6	5-146257-3
8	4.67 [.184]	2.54 [.100]	1	4	5-146257-2
8	-	-	0	2	5-146257-1

PLATING	C	B	A	NO. OF POSITIONS	PART NUMBER
9	17.37 [.684]	15.24 [.600]	6	14	4-146257-6
9	9.75 [.384]	7.62 [.300]	3	8	4-146257-5
9	7.21 [.284]	5.08 [.200]	2	6	4-146257-4
9	24.99 [.984]	22.86 [.900]	9	20	4-146257-3
9	75.79 [2.984]	73.66 [2.900]	29	60	10-4-146257-2
9	17.37 [.684]	15.24 [.600]	6	14	10-4-146257-1
9	101.19 [3.984]	99.06 [3.900]	39	80	4-146257-0
9	98.65 [3.884]	96.52 [3.800]	38	78	10-3-146257-9
9	96.11 [3.784]	93.98 [3.700]	37	76	10-3-146257-8
9	93.57 [3.684]	91.44 [3.600]	36	74	10-3-146257-7
9	91.03 [3.584]	88.90 [3.500]	35	72	10-3-146257-6
9	88.49 [3.484]	86.36 [3.400]	34	70	10-3-146257-5
9	85.95 [3.384]	83.82 [3.300]	33	68	10-3-146257-4
9	83.41 [3.284]	81.28 [3.200]	32	66	10-3-146257-3
9	80.87 [3.184]	78.74 [3.100]	31	64	10-3-146257-2
9	78.33 [3.084]	76.20 [3.000]	30	62	10-3-146257-1
9	75.79 [2.984]	73.66 [2.900]	29	60	10-3-146257-0
9	73.25 [2.884]	71.12 [2.800]	28	58	10-2-146257-9
9	70.71 [2.784]	68.58 [2.700]	27	56	10-2-146257-8
9	68.17 [2.684]	66.04 [2.600]	26	54	10-2-146257-7
9	65.63 [2.584]	63.50 [2.500]	25	52	10-2-146257-6
9	63.09 [2.484]	60.96 [2.400]	24	50	2-146257-5
9	60.55 [2.384]	58.42 [2.300]	23	48	10-2-146257-4
9	58.01 [2.284]	55.88 [2.200]	22	46	10-2-146257-3
9	55.47 [2.184]	53.34 [2.100]	21	44	10-2-146257-2
9	52.93 [2.084]	50.80 [2.000]	20	42	10-2-146257-1
9	50.39 [1.984]	48.26 [1.900]	19	40	2-146257-0
9	47.85 [1.884]	45.72 [1.800]	18	38	10-1-146257-9
9	45.31 [1.784]	43.18 [1.700]	17	36	10-1-146257-8
9	42.77 [1.684]	40.64 [1.600]	16	34	1-146257-7
9	40.23 [1.584]	38.10 [1.500]	15	32	10-1-146257-6
9	37.69 [1.484]	35.56 [1.400]	14	30	1-146257-5
9	35.15 [1.384]	33.02 [1.300]	13	28	10-1-146257-4
9	32.61 [1.284]	30.48 [1.200]	12	26	1-146257-3
9	30.07 [1.184]	27.94 [1.100]	11	24	1-146257-2
9	27.53 [1.084]	25.40 [1.000]	10	22	10-1-146257-1
9	24.99 [.984]	22.86 [.900]	9	20	1-146257-0
9	22.45 [.884]	20.32 [.800]	8	18	10-146257-9
9	19.91 [.784]	17.78 [.700]	7	16	146257-8
9	17.37 [.684]	15.24 [.600]	6	14	10-146257-7
9	14.83 [.584]	12.70 [.500]	5	12	10-146257-6
9	12.29 [.484]	10.16 [.400]	4	10	146257-5
9	9.75 [.384]	7.62 [.300]	3	8	10-146257-4
9	7.21 [.284]	5.08 [.200]	2	6	10-146257-3
9	4.67 [.184]	2.54 [.100]	1	4	146257-2
9	-	-	0	2	146257-1

THIS DRAWING IS A CONTROLLED DOCUMENT.

DIMENSIONS: mm [INCHES]	TOLERANCES UNLESS OTHERWISE SPECIFIED:	0 PLC ± -	1 PLC ± .01	2 PLC ± .015[.02]	3 PLC ± .012[.005]	4 PLC ± .0127[.0005]	ANGLES ±
-------------------------	--	-----------	-------------	-------------------	--------------------	----------------------	----------

MATERIAL: SEE TABLE

FINISH: SEE TABLE

WEIGHT: -

CUSTOMER DRAWING

DATE: 19JAN05

BY: R. BROWN

CHK: J. GEFSEFORD

APPV: J. GEFSEFORD

NAME: J. GEFSEFORD

APPLICATION SPEC

SIZE: A1

SCALE: 4:1

SHEET: 1 of 1

REV: N1

STE TE Connectivity

HEADER ASSEMBLY, MOD II, BREAKAWAY, DOUBLE ROW, HIGH TEMPERATURE

DRAWING NO: 00779

PART NO: 146257

Mouser Electronics

Authorized Distributor

Click to View Pricing, Inventory, Delivery & Lifecycle Information:

[TE Connectivity:](#)

[6-146257-2](#)