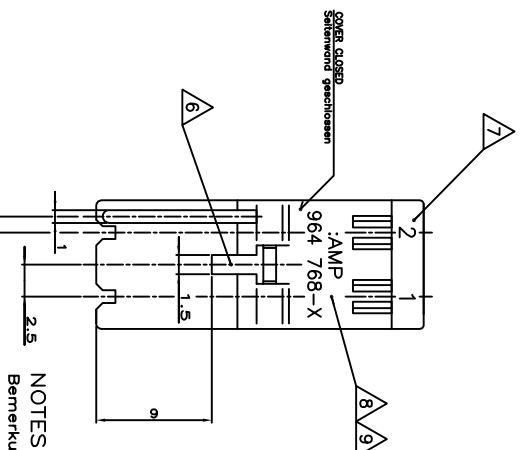
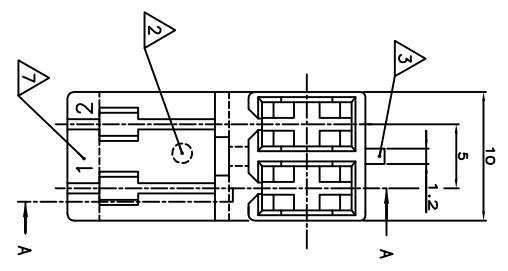


SECTION A-A (TURNED AT 90°)
Schnitt A-A (um 90° gedreht)

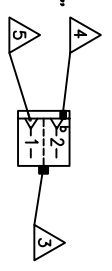


NOTES
Bemerkungen

- 1 CAVITY SUITABLE TO AMP TIMER-CONTACTS: PN 926965/926973/926906/927833/927837
- 2 Kammer geeignet für AMP Timer-Kontakte: PN 926965/926973/926906/927833/927837
- 3 CAVITY MARKING Nestmarkierung
- 4 SPECIAL KEYING BETWEEN CAVITY NO. 1 AND 2 Sonderkodierung zwischen Kammer Nr. 1 und 2
- 5 POLARIZATION RIB GO THROUGH TO HINGE Polarisierungsrippe durchgehend bis Scharnier
- 6 LOCKING DEVICE FOR COVER AT CAVITY NO. 1 AND 2 Verriegelung für Deckel bei Kammer No. 1 und 2
- 7 MATING STOP BETWEEN CAVITY NO. 1 AND 2 Tefelanschlag zwischen Kammer Nr. 1 und 2
- 8 CONTACT CAVITY NO. Kontaktnummer
- 9 AMP LOGO AND PART NUMBER AMP Logo und Bestellnummer
- 10 PN 964768-1 WILL BE ALSO DELIVERED WITH THE INSCRIPTION 964768-2 PN 964768-1 wird auch mit der Aufschrift 964768-2 geliefert
- 11 LOOSE PARTS PACKED IN PE-BAG Verpackung, lose im PE-Beutel
- 12 TYCO-LOGO AND PART NUMBER TYCO-Logo und Bestellnummer
- 13 PN 964768-1 IS ALSO MANUFACTURED WITH THE PN-INSERTION 964768-2 PN 964768-1 wird mit dem PN-Stempel 964768-2 gefertigt
- 14 MATERIAL CORRESPONDS TO REQUIREMENT EN 60335 (INCL. GLOW WIRE TEST 750°C, NO FLAME) Material entspricht den Anforderungen der EN 60335 (Incl. glow wire test 750°C, ohne Flamme)
- 15 MATERIAL GRADE OF PN 1-964768-1 IS VO & GW 750°C, NO FLAME
- 16 PRELIMINARY - NOT RELEASED FOR PRODUCTION



KEYING PLAN AT DIRECTION "Z"
Kodierschema in Richtung "Z"



REV.	DESCRIPTION	DATE	BY	CHKD.	APPROVED
01	REV. 13 (REV. 12) 13.11.2004	13.11.2004
02	REV. 17-20/04	20.04.2004
03	REV. 17-20/04	20.04.2004
04	REV. 17-20/04	20.04.2004
05	REV. 17-20/04	20.04.2004

REV.	DESCRIPTION	DATE	BY	CHKD.	APPROVED
01	REV. 13 (REV. 12) 13.11.2004	13.11.2004
02	REV. 17-20/04	20.04.2004
03	REV. 17-20/04	20.04.2004
04	REV. 17-20/04	20.04.2004
05	REV. 17-20/04	20.04.2004

REV.	DESCRIPTION	DATE	BY	CHKD.	APPROVED
01	REV. 13 (REV. 12) 13.11.2004	13.11.2004
02	REV. 17-20/04	20.04.2004
03	REV. 17-20/04	20.04.2004
04	REV. 17-20/04	20.04.2004
05	REV. 17-20/04	20.04.2004

REV.	DESCRIPTION	DATE	BY	CHKD.	APPROVED
01	REV. 13 (REV. 12) 13.11.2004	13.11.2004
02	REV. 17-20/04	20.04.2004
03	REV. 17-20/04	20.04.2004
04	REV. 17-20/04	20.04.2004
05	REV. 17-20/04	20.04.2004

Mouser Electronics

Authorized Distributor

Click to View Pricing, Inventory, Delivery & Lifecycle Information:

[TE Connectivity:](#)

[964768-3](#)