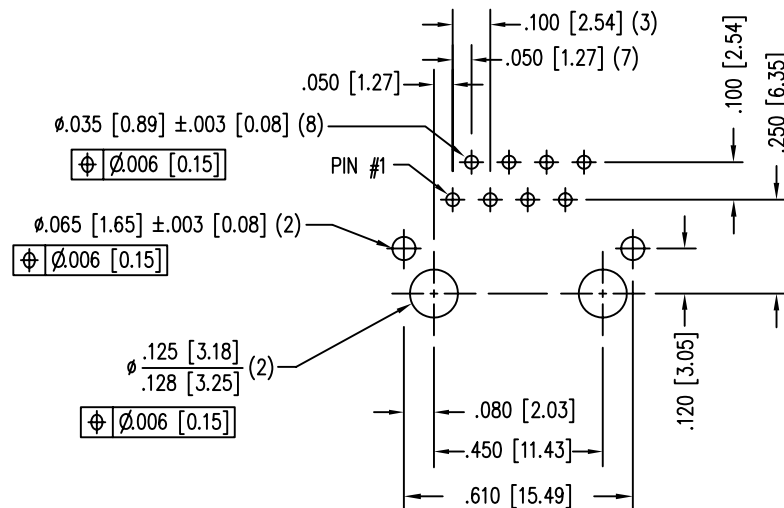
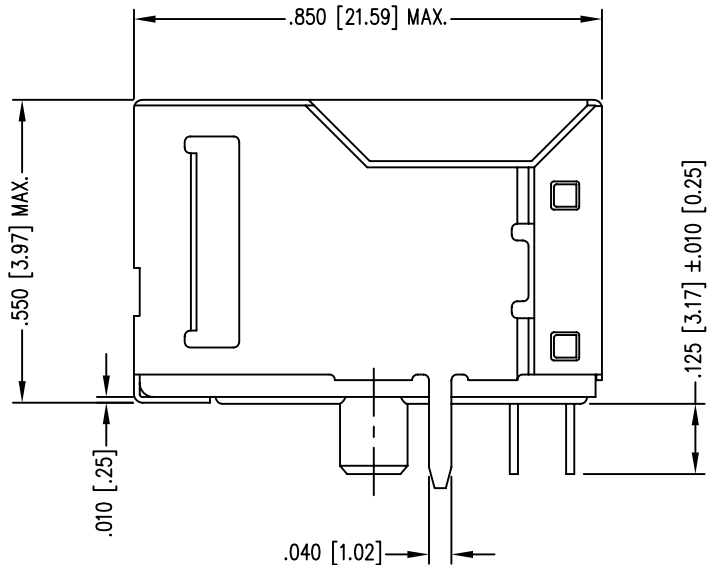
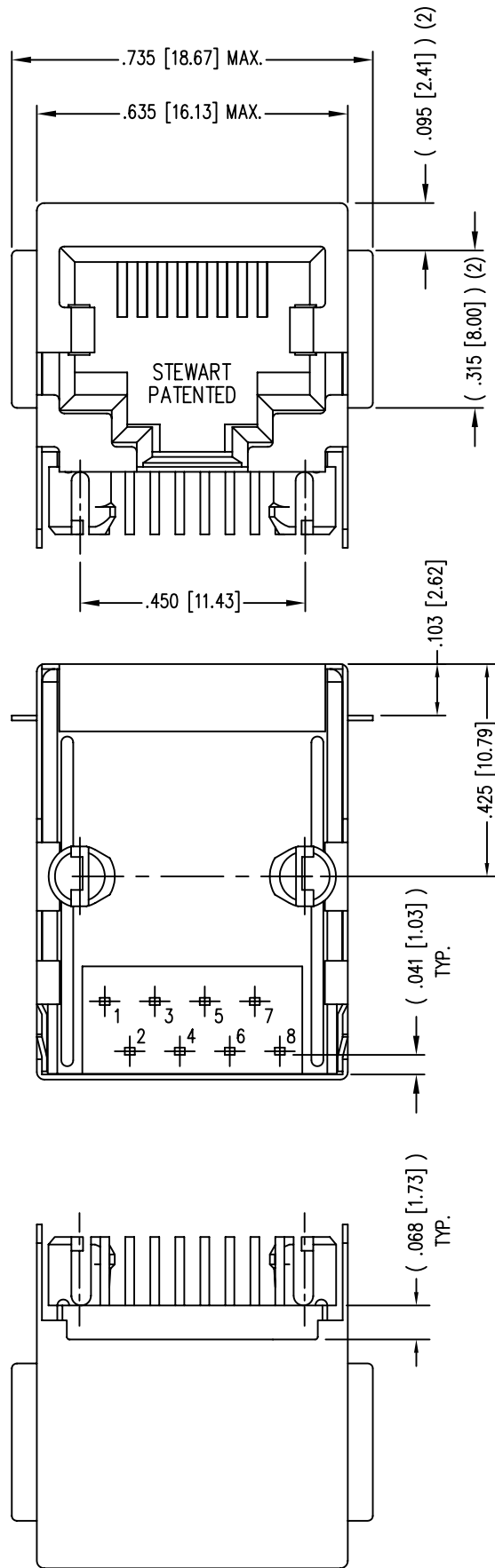


REV. 7/3/03

B


A



- NOTES:
- CONNECTOR MATERIALS:
HOUSING: THERMOPLASTIC UL94 V-0
CONTACTS/SHIELD: COPPER ALLOY
SHIELD PLATING: NICKEL OR TIN
CONTACT PLATING: SELECTIVE GOLD IN CONTACT AREA
SEE CHART FOR PART NUMBER
 - FOR PRODUCT SPECIFICATION SEE PR022-01
 - TOLERANCES COMPLY WITH F.C.C. DIMENSION REQUIREMENTS.

50 MICRO-INCHES [1.27um]	SS64800-029F
30 MICRO-INCHES [0.76um]	SS64800-022F
CONTACT PLATING IN MATING AREA	PART NUMBER

THIRD ANGLE PROJECTION		<h1>Bel Stewart Connector</h1> <p>11118 Susquehanna Trail South Glen Rock, PA 17327-9199 (717) 235-7512 Fax: (717) 235-7954 http://www.stewartconnector.com</p>	
DO NOT SCALE DRAWING DRAWING IS SUBJECT TO CHANGE WITHOUT NOTICE		TITLE: EIGHT CONTACT, EIGHT POSITION, SHIELDED JACK, FLANGED	
DIMENSIONS: INCHES [METRIC]		THIS DRAWING AND THE SUBJECT MATTER SHOWN THEREON ARE CONFIDENTIAL AND THE PROPRIETARY PROPERTY OF BEL STEWART CONNECTOR AND SHALL NOT BE REPRODUCED, COPIED, OR USED IN ANY MANNER WITHOUT PRIOR WRITTEN CONSENT OF BEL STEWART CONNECTOR. THE SUBJECT MATTER MAY BE PATENTED OR A PATENT MAY BE PENDING.	
UNLESS OTHERWISE SPECIFIED TOLERANCES ARE ±.005 [0.13] ANGLES ARE ± 1°		DRN BY: RVO DATE 02-03-05 CKD BY: DHG DATE 02-22-05 APPD BY: RGC DATE 02-22-05 DWG NO. CT640055F REV. A1	
SHEET NO. 1 OF 1			



2

1

AutoCAD

B

A

Mouser Electronics

Authorized Distributor

Click to View Pricing, Inventory, Delivery & Lifecycle Information:

Bel:

[SS64800-022F](#)