


# Type NLW 105 °C, Miniature Computer Grade, Axial Leaded

## 105 °Computer Grade



Type NLW Combines low DCL and ESR to provide superior performance. Designed for industrial applications requiring resistance to vibration and extended operating temperatures.

### Highlights

- Low DCL and ESR
- Extended temperature
- Subminiature, high capacitance, low cost
- Extended Life

### RoHS Compliant

### Specifications

|                                     |   |
|-------------------------------------|---|
| <b>Capacitance Range:</b>           | 1.0 to 400 $\mu$ F                      |
| <b>Voltage Range:</b>               | 6.3 to 150 Vdc                          |
| <b>Capacitance Tolerance:</b>       | -10 +75%                                |
| <b>Operating Temperature Range:</b> | -40 °C to +105 °C                       |
| <b>Leakage Current:</b>             | <25 Vdc $0.1 \sqrt{CV} + 2 \mu$ A       |
|                                     | $\geq 25$ Vdc $0.2 \sqrt{CV} + 2 \mu$ A |

### Ripple Current Multipliers:

#### Ambient Temperature

| 45 °C | 55 °C | 65 °C | 75 °C | 85 °C | 95 °C | 105 °C |
|-------|-------|-------|-------|-------|-------|--------|
| 1.61  | 1.48  | 1.34  | 1.18  | 1.00  | 0.77  | 0.45   |

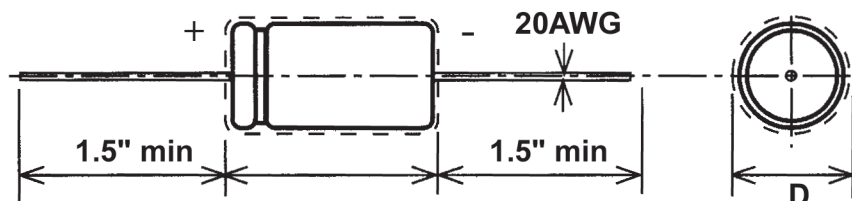
| Frequency    | 50 Hz | 60 Hz | 120 Hz | 360 Hz | 1 kHz | 5 kHz | 10 kHz+ |
|--------------|-------|-------|--------|--------|-------|-------|---------|
| 0 - 60 Vdc   | 0.85  | 1.00  | 1.10   | 1.15   | 1.15  | 1.15  | 1.15    |
| 61 - 150 Vdc | 0.83  | 1.00  | 1.15   | 1.20   | 1.20  | 1.20  | 1.20    |

**Load Life:** 1,000 h @ +105 °C  
 $\Delta$  Capacitance  $\pm 20\%$   
 $\Delta$  ESR 200% of limit  
 $\Delta$  DCL 200% of limit

**Shelf Life:** 1,000 h @ +105 °C  
 $\Delta$  Capacitance  $\pm 20\%$   
 $\Delta$  ESR 200% of limit  
 $\Delta$  DCL 200% of limit

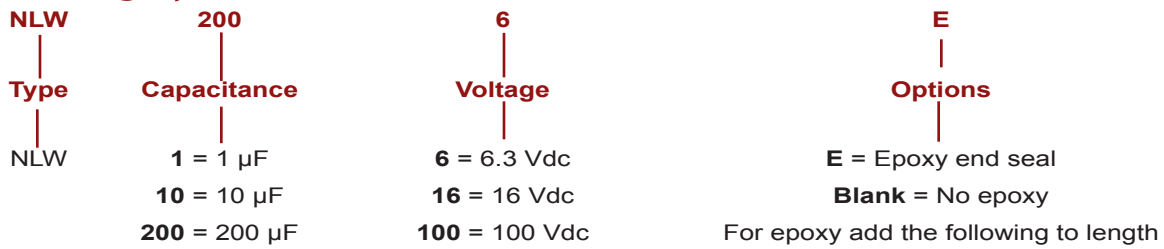
**Vibration:** 10 to 55 Hz; 0.06" and 10 g max, 2 h in each plane

### Outline Drawing



# Type NLW 105 °C, Miniature Computer Grade, Axial Leaded

## Part Numbering System



|                |                 |
|----------------|-----------------|
| Can Dia Inches | + Length Inches |
| 0.197 - 0.315  | + 0.0512        |
| 0.394 - 0.512  | + 0.0630        |
| 0.630 - 0.709  | + 0.0709        |

## Ratings

| Cap (µF)                     | Catalog Part Number | ESR Max 120 Hz (Ω) | Ripple Current @ 85 °C 120 Hz (A) | Nominal Size D x L (Inches) |
|------------------------------|---------------------|--------------------|-----------------------------------|-----------------------------|
| <b>6.3 Vdc (8 Vdc Surge)</b> |                     |                    |                                   |                             |
| 200                          | NLW200-6            | 2                  | 0.25                              | 0.40 x 0.88                 |
| <b>12 Vdc (14 Vdc Surge)</b> |                     |                    |                                   |                             |
| 15                           | NLW15-12            | 17.7               | 0.056                             | 0.28 x 0.57                 |
| 100                          | NLW100-12           | 3.3                | 0.150                             | 0.32 x 0.81                 |
| 200                          | NLW200-12           | 1.7                | 0.270                             | 0.40 x 0.94                 |
| 250                          | NLW250-12           | 1.3                | 0.290                             | 0.40 x 0.94                 |
| <b>16 Vdc (20 Vdc Surge)</b> |                     |                    |                                   |                             |
| 10                           | NLW10-16            | 26.50              | 0.047                             | 0.28 x 0.57                 |
| 15                           | NLW15-16            | 17.70              | 0.056                             | 0.28 x 0.57                 |
| 20                           | NLW20-16            | 16.60              | 0.062                             | 0.28 x 0.57                 |
| 25                           | NLW25-16            | 13.30              | 0.072                             | 0.28 x 0.69                 |
| 30                           | NLW30-16            | 11.10              | 0.078                             | 0.28 x 0.69                 |
| 50                           | NLW50-16            | 6.70               | 0.108                             | 0.32 x 0.76                 |
| 75                           | NLW75-16            | 4.50               | 0.136                             | 0.34 x 0.81                 |
| 100                          | NLW100-16           | 3.30               | 0.150                             | 0.34 x 0.81                 |
| 150                          | NLW150-16           | 2.20               | 0.225                             | 0.40 x 0.88                 |
| 200                          | NLW200-16           | 1.70               | 0.270                             | 0.40 x 0.94                 |
| 250                          | NLW250-16           | 1.30               | 0.310                             | 0.40 x 1.06                 |
| 300                          | NLW300-16           | 1.10               | 0.370                             | 0.40 x 1.32                 |
| 400                          | NLW400-16           | 0.83               | 0.470                             | 0.40 x 1.57                 |
| <b>25 Vdc (30 Vdc Surge)</b> |                     |                    |                                   |                             |
| 1                            | NLW1-25             | 200.00             | 0.020                             | 0.28 x 0.57                 |
| 2                            | NLW2-25             | 100.00             | 0.026                             | 0.28 x 0.57                 |
| 3                            | NLW3-25             | 67.00              | 0.030                             | 0.28 x 0.57                 |
| 4                            | NLW4-25             | 50.00              | 0.034                             | 0.28 x 0.57                 |
| 5                            | NLW5-25             | 40.00              | 0.037                             | 0.28 x 0.57                 |
| 10                           | NLW10-25            | 26.50              | 0.047                             | 0.28 x 0.57                 |
| 15                           | NLW15-25            | 17.70              | 0.056                             | 0.28 x 0.57                 |
| 20                           | NLW20-25            | 13.30              | 0.063                             | 0.28 x 0.57                 |
| 25                           | NLW25-25            | 10.60              | 0.082                             | 0.32 x 0.69                 |
| 35                           | NLW35-25            | 7.60               | 0.094                             | 0.34 x 0.76                 |
| 40                           | NLW40-25            | 6.70               | 0.098                             | 0.34 x 0.76                 |
| 50                           | NLW50-25            | 5.30               | 0.115                             | 0.34 x 0.81                 |
| 75                           | NLW75-25            | 3.60               | 0.175                             | 0.40 x 0.88                 |

| Cap (µF)                       | Catalog Part Number | ESR Max 120 Hz (Ω) | Ripple Current @ 85 °C 120 Hz (A) | Nominal Size D x L (Inches) |
|--------------------------------|---------------------|--------------------|-----------------------------------|-----------------------------|
| <b>25 Vdc (30 Vdc Surge)</b>   |                     |                    |                                   |                             |
| 100                            | NLW100-25           | 2.70               | 0.195                             | 0.40 x 0.88                 |
| 150                            | NLW150-25           | 1.80               | 0.260                             | 0.40 x 1.06                 |
| 200                            | NLW200-25           | 1.30               | 0.320                             | 0.40 x 1.06                 |
| 250                            | NLW250-25           | 1.06               | 0.400                             | 0.40 x 1.57                 |
| 300                            | NLW300-25           | 0.88               | 0.420                             | 0.40 x 1.57                 |
| <b>50 Vdc (65 Vdc Surge)</b>   |                     |                    |                                   |                             |
| 1                              | NLW1-50             | 200.0              | 0.020                             | 0.28 x 0.57                 |
| 2                              | NLW2-50             | 100.0              | 0.026                             | 0.28 x 0.57                 |
| 3                              | NLW3-50             | 67.0               | 0.030                             | 0.28 x 0.57                 |
| 4                              | NLW4-50             | 50.0               | 0.034                             | 0.28 x 0.57                 |
| 5                              | NLW5-50             | 40.0               | 0.037                             | 0.28 x 0.57                 |
| 6                              | NLW6-50             | 33.0               | 0.039                             | 0.28 x 0.57                 |
| 8                              | NLW8-50             | 25.0               | 0.046                             | 0.28 x 0.69                 |
| 10                             | NLW10-50            | 20.0               | 0.052                             | 0.28 x 0.69                 |
| 15                             | NLW15-50            | 13.5               | 0.068                             | 0.32 x 0.69                 |
| 20                             | NLW20-50            | 10.0               | 0.076                             | 0.32 x 0.76                 |
| 25                             | NLW25-50            | 8.0                | 0.090                             | 0.34 x 0.81                 |
| 30                             | NLW30-50            | 6.6                | 0.115                             | 0.40 x 0.76                 |
| 35                             | NLW35-50            | 5.7                | 0.130                             | 0.40 x 0.88                 |
| 40                             | NLW40-50            | 5.0                | 0.138                             | 0.40 x 0.88                 |
| 50                             | NLW50-50            | 4.0                | 0.160                             | 0.40 x 0.94                 |
| 75                             | NLW75-50            | 2.7                | 0.200                             | 0.40 x 1.06                 |
| 100                            | NLW100-50           | 2.0                | 0.250                             | 0.40 x 1.32                 |
| 125                            | NLW125-50           | 1.6                | 0.310                             | 0.40 x 1.57                 |
| <b>100 Vdc (125 Vdc Surge)</b> |                     |                    |                                   |                             |
| 2                              | NLW2-100            | 100.0              | 0.020                             | 0.28 x 0.57                 |
| 10                             | NLW10-100           | 20.0               | 0.082                             | 0.40 x 0.88                 |
| 15                             | NLW15-100           | 13.5               | 0.104                             | 0.40 x 0.94                 |
| 20                             | NLW20-100           | 10.0               | 0.122                             | 0.40 x 1.06                 |
| 25                             | NLW25-100           | 8.0                | 0.133                             | 0.40 x 1.06                 |
| <b>150 Vdc (180 Vdc Surge)</b> |                     |                    |                                   |                             |
| 1                              | NLW1-150            | 200                | 0.020                             | 0.28 x 0.57                 |
| 2                              | NLW2-150            | 100                | 0.028                             | 0.28 x 0.57                 |
| 3                              | NLW3-150            | 67                 | 0.038                             | 0.32 x 0.76                 |
| 5                              | NLW5-150            | 40                 | 0.049                             | 0.34 x 0.88                 |
| 10                             | NLW10-150           | 20                 | 0.088                             | 0.40 x 0.94                 |
| 12                             | NLW12-150           | 17                 | 0.100                             | 0.40 x 1.06                 |

## Type NLW 105 °C, Miniature Computer Grade, Axial Leaded

---

**Notice and Disclaimer:** All product drawings, descriptions, specifications, statements, information and data (collectively, the "Information") in this datasheet or other publication are subject to change. The customer is responsible for checking, confirming and verifying the extent to which the Information contained in this datasheet or other publication is applicable to an order at the time the order is placed. All Information given herein is believed to be accurate and reliable, but it is presented without any guarantee, warranty, representation or responsibility of any kind, expressed or implied. Statements of suitability for certain applications are based on the knowledge that the Cornell Dubilier company providing such statements ("Cornell Dubilier") has of operating conditions that such Cornell Dubilier company regards as typical for such applications, but are not intended to constitute any guarantee, warranty or representation regarding any such matter – and Cornell Dubilier specifically and expressly disclaims any guarantee, warranty or representation concerning the suitability for a specific customer application, use, storage, transportation, or operating environment. The Information is intended for use only by customers who have the requisite experience and capability to determine the correct products for their application. Any technical advice inferred from this Information or otherwise provided by Cornell Dubilier with reference to the use of any Cornell Dubilier products is given gratis (unless otherwise specified by Cornell Dubilier), and Cornell Dubilier assumes no obligation or liability for the advice given or results obtained. Although Cornell Dubilier strives to apply the most stringent quality and safety standards regarding the design and manufacturing of its products, in light of the current state of the art, isolated component failures may still occur. Accordingly, customer applications which require a high degree of reliability or safety should employ suitable designs or other safeguards (such as installation of protective circuitry or redundancies or other appropriate protective measures) in order to ensure that the failure of an electrical component does not result in a risk of personal injury or property damage. Although all product-related warnings, cautions and notes must be observed, the customer should not assume that all safety measures are indicated in such warnings, cautions and notes, or that other safety measures may not be required.

# Mouser Electronics

Authorized Distributor

Click to View Pricing, Inventory, Delivery & Lifecycle Information:

## Cornell Dubilier:

[NLW100-16](#) [NLW100-25](#) [NLW100-50](#) [NLW10-150](#) [NLW10-16](#) [NLW10-25](#) [NLW10-50](#) [NLW125-50](#) [NLW150-25](#)  
[NLW15-25](#) [NLW20-25](#) [NLW2-150](#) [NLW250-25](#) [NLW25-100](#) [NLW25-25](#) [NLW25-50](#) [NLW300-25](#) [NLW35-50](#)  
[NLW50-16](#) [NLW50-25](#) [NLW50-50](#) [NLW5-150](#) [NLW75-50](#) [NLW250-16](#) [NLW10-25E](#) [NLW35-50-PB](#) [NLW30-100](#)  
[NLW2-100](#) [NLW1-50](#) [NLW10-100E](#) [NLW4-150](#) [NLW10-150-PB](#) [NLW10-50-PB](#) [NLW1-150](#) [NLW1-25](#) [NLW10-100](#)  
[NLW100-12](#) [NLW12-150](#) [NLW15-100](#) [NLW15-12](#) [NLW15-16](#) [NLW15-50](#) [NLW150-16](#) [NLW2-25](#) [NLW2-50](#) [NLW20-](#)  
[100](#) [NLW20-16](#) [NLW20-50](#) [NLW200-12](#) [NLW200-16](#) [NLW200-25](#) [NLW200-6](#) [NLW25-16](#) [NLW250-12](#) [NLW3-150](#)  
[NLW3-25](#) [NLW3-50](#) [NLW30-16](#) [NLW30-50](#) [NLW300-16](#) [NLW35-25](#) [NLW4-50](#) [NLW40-25](#) [NLW40-50](#) [NLW400-16](#)  
[NLW5-25](#) [NLW5-50](#) [NLW6-50](#) [NLW75-16](#) [NLW75-25](#) [NLW8-50](#) [NLW1810A](#)