

Sensor/actuator box - SACB-4/ 4-L- 0,5 OTB - 1695964


Please be informed that the data shown in this PDF Document is generated from our Online Catalog. Please find the complete data in the user's documentation. Our General Terms of Use for Downloads are valid (<http://phoenixcontact.com/download>)



Sensor/actuator box, connection method: M12 socket Plastic, number of slots: 4, number of positions: 4, coding: A - standard, slot assignment: single, status display: yes; master cable connection: Fixed connection 270°, cable length: 0.5 m, shielding: no



Key Commercial Data

Packing unit	1 pc
GTIN	 4 017918 888282
GTIN	4017918888282

Technical data

General

Rated voltage	24 V DC
Max. operating voltage U_{max}	30 V DC
Current carrying capacity per I/O signal	2 A
Current carrying capacity per slot	4 A
Total rated current	12 A
Number of positions	4
Number of slots	4
Flammability rating according to UL 94	V0
Sensor/actuator connection system	M12 socket

Ambient conditions

Degree of protection	IP65
	IP67
Ambient temperature (operation)	-25 °C ... 75 °C
	-40 °C ... 90 °C (for fixed installation)
	-5 °C ... 80 °C (for flexible installation)

Local diagnostics function

Local diagnostics	Supply voltage Green LED
-------------------	--------------------------

Sensor/actuator box - SACB-4/ 4-L- 0,5 OTB - 1695964

Technical data

Local diagnostics function

	Status display I/O Yellow LED
--	-------------------------------

Master cable data/connection data

Connection method	Fixed connection
Length of cable	0.5 m
Signal line cross section	4x 0.34 mm ²
AWG signal line	22
Conductor structure signal line	19x 0.15 mm
Power supply cross section	3x 0.75 mm ²
AWG power supply	18
Conductor structure, voltage supply	42x 0.15 mm
Tightening torque slot sensor/actuator cable	0.4 Nm

Insulation material

Housing material	PA
Contact material	CuSn
Contact surface material	Ni/Au
Contact carrier material	PA
Material of threaded sleeve	PA
O-ring material	NBR

Pin assignment

Slot/position = Wire color or connection	1 / 4 (A) = WH
	2 / 4 (A) = GN
	3 / 4 (A) = YE
	4 / 4 (A) = GY
	1-4 / 1 (+ 24 V) = BN
	1-4 / 3 (0 V) = BU
	1-4 / 5 (PE) = GN/YE

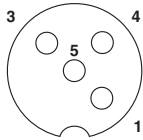
Standards and Regulations

Flammability rating according to UL 94	V0
--	----

Drawings

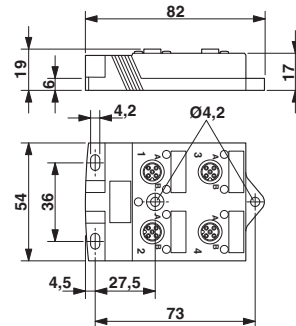
Sensor/actuator box - SACB-4/ 4-L- 0,5 OTB - 1695964

Schematic diagram

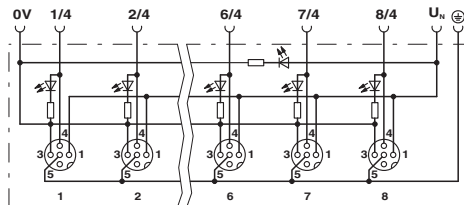


M12 slot, socket, 4-pos.

Dimensional drawing



Circuit diagram



Phoenix Contact 2018 © - all rights reserved
<http://www.phoenixcontact.com>

PHOENIX CONTACT GmbH & Co. KG
Flachsmarktstr. 8
32825 Blomberg
Germany
Tel. +49 5235 300
Fax +49 5235 3 41200
<http://www.phoenixcontact.com>

Mouser Electronics

Authorized Distributor

Click to View Pricing, Inventory, Delivery & Lifecycle Information:

[Phoenix Contact:](#)

[1695964](#)