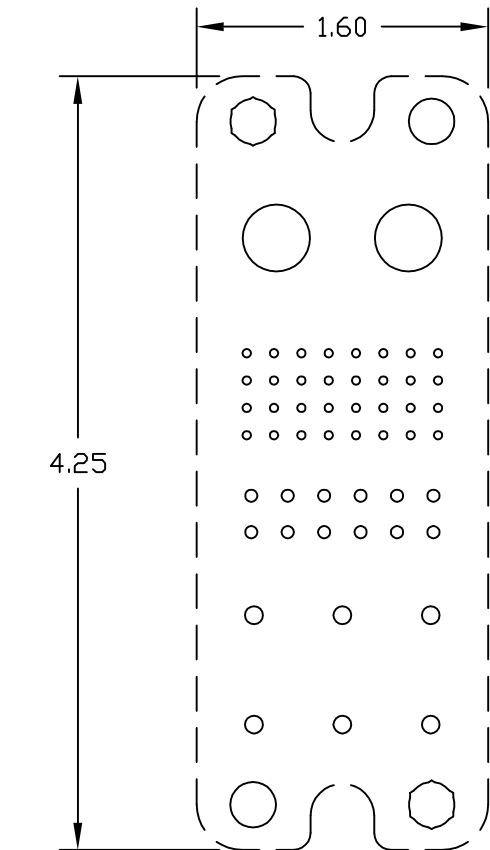


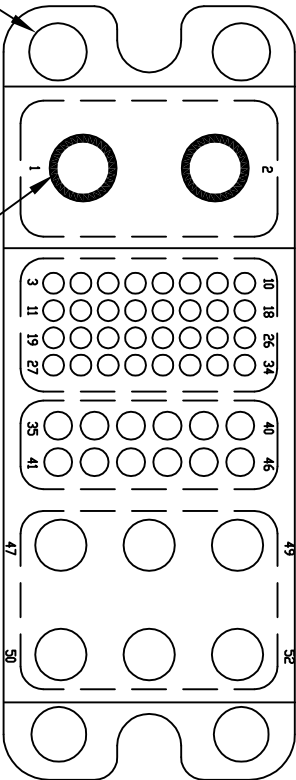
This drawing involves proprietary design rights of Tyco Electronics Corporation, and all design, manufacture, reproduction, use and sale rights regarding the same are expressly reserved. It is submitted for a specific purpose and the recipient by accepting this drawing, assumes custody and control and agrees to take reasonable precautions; (a) that this drawing will not be copied and reproduced, in whole or in part, or its contents revealed in any manner, or to any person except to meet the purpose for which it was delivered and (b) that any special features peculiar to this design will not be incorporated in other projects without the expressed written permission of Tyco Electronics Corporation.

REVISIONS			
EC	REV	DESCRIPTION	DATE
CPR	A	NEW RELEASE	12/14/05

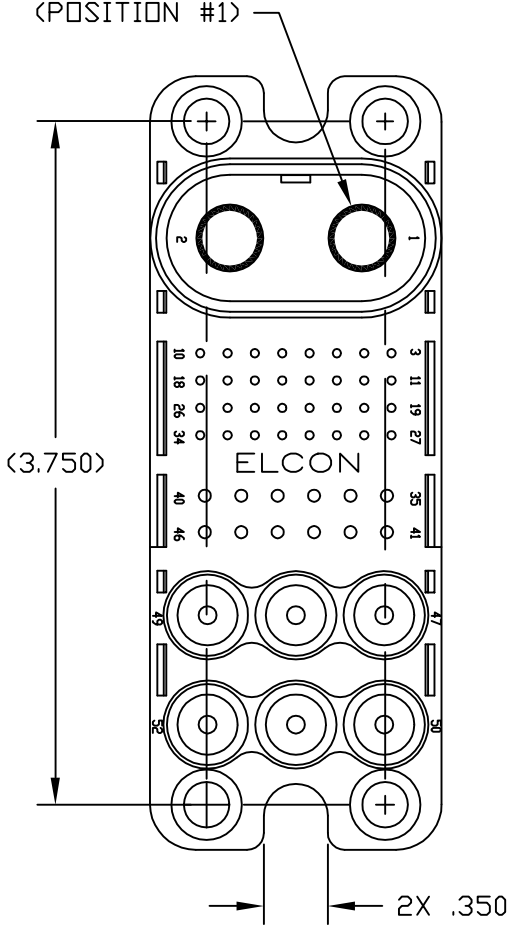
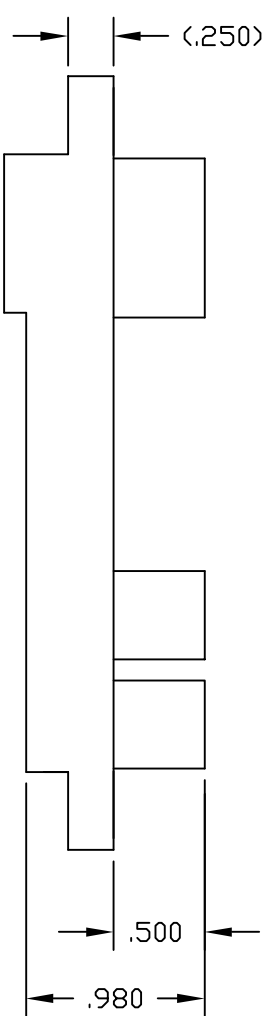


SUGGESTED PCB LAYOUT  
(VIEWED FROM THE CONNECTOR MOUNTING SIDE)

PN 1648183-2  
2X PIN CONTACT, SIZE #0  
M6 X 1 INT THD, POSN 1 & 2  
PN 1766274-1



REAR VIEW  
(CONTACT INSERTION SIDE)



FRONT VIEW

5. CRIMP CONTACTS (SIZE #20 & #12) ARE PACKAGED SEPARATELY AND SHIPPED WITH THE CONNECTOR ASSEMBLY AS A KIT.
4. FINISH:  
SIZE #0 PIN CONTACT: SILVER PLATED.  
SIZE #20 PIN CONTACT: GOLD PLATED.  
SIZE #12 PIN CONTACT: SILVER PLATED.
3. MATERIAL:  
PIN HOUSING: GLASS FILLED THERMOPLASTIC, HARD DIELECTRIC, U.L. RATED, 94V-0, BLACK.  
RETENTION CLIPS: BERYLLIUM COPPER ALLOY.
2. ITEMS PROVIDED TO THIS SPECIFICATION SHALL BE PERMANENTLY IDENTIFIED WITH THE FOLLOWING INFORMATION: MFG IDENTIFICATION, PART NUMBER AND DATE CODE OF MANUFACTURE.
1. PART NUMBER CHANGES AND/OR DESIGN CHANGES AFFECTING ITEM INTERCHANGEABILITY REQUIRE PRIOR TYCO APPROVAL AND AUTHORIZATION BY REVISION TO THIS DRAWING.

NOTES: UNLESS OTHERWISE SPECIFIED;

<div>INCH MM</div> <div>OR INCH (MM)</div> <div></div> <div>THIRD ANGLE PROJECTION</div>	DRAWN	DATE	<div>tyco</div> <div>Tyco Electronics Corporation</div> <div>Menlo Park, Ca 94025</div>		<div>ELCON</div>					
	M. ALIM	12/14/05								
<div>UNLESS OTHERWISE SPECIFIED DIMENSIONS ARE IN INCHES (METRIC)</div> <div>TOLERANCES</div> <div>ANGLES ± .5°</div> <div>DECIMALS</div> <div>.XXX ± .010 (.25)</div> <div>.XX ± .02 (.3)</div>	CHECKED		TITLE  CONNECTOR, PIN TOP DRAWER PN 1766998-1							
	APPROVED									
	APPROVED									
	D. CHAU	12/14/05	SIZE	DWG NUMBER		REV.				
	DCA APPROVED	12/14/05	B	C= 1766998		A				
	ACAD FILE NUMBER	C1766998A.DWG			DWG SCALE 1=1		SH 1 OF 1			

# Mouser Electronics

Authorized Distributor

Click to View Pricing, Inventory, Delivery & Lifecycle Information:

[TE Connectivity:](#)

[1766998-1](#)