


Introducing  
**GLOW WIRE  
TEST COMPLIANT  
ECONOMY POWER II  
(EP II) CONNECTORS  
AND TPA DEVICES**



# Economy Power II

## Connectors and TPA devices

TE Connectivity (TE) offers Economy Power II (EP II) Glow Wire connectors in many different styles and configurations to meet safety and environmental requirements requested by the home appliances industry.

Several connector housing and header styles and configurations are available in Glow Wire compatible material that also meets UL 94 V-0 requirements. The use of Glow Wire test compliant components may allow users to reduce the time and expense of end-product testing associated with Glow Wire ignition and Glow Wire flammability index.

### Electrical

- Voltage rating: 600 VAC
- Current rating: 11.5 A

### Mechanical

- Position: 2 to 12 single row wire-to-board
- Wire size: 0.26 to 1.33 mm<sup>2</sup> (22 to 16 AWG)
- Centerline: .156" (3.96 mm)
- Operating temperature: -55 to 105°C
- Selectively loaded headers available upon request

### Materials

- Glow Wire products Compliant to Glow Wire test required by IEC/EN 60335-1 5th Edition: Household and Similar Appliances - Safety and UL 94 V-0
  - Comply with Glow Wire flammability index (GWFI) 850°C at least, according to IEC 60335-1, Glow Wire flammability test for end-products (GWEPT) 750°C No Flame, according to IEC 60335-1 and UL 94 V-0
- Contacts: Tin plated copper alloy

### Standards

- UL recognized E28476
- Application specification number: 114-13265

### Applications


- Household appliances
- HVAC
- Industrial machinery (e.g. control boards)
- Products can be used for global applications where compliance to IEC 60335-1 and UL 94 V-0 is required.

### Key Features

- .156" centerline (3.96mm)
- Lance-less terminal
- Wire size: 0.26 to 1.33 mm<sup>2</sup> 22 to 16 AWG
- Voltage up to 600 VAC
- Current up to 11.5 A
- Housing locking latch
- Polarization tabs
- Asymmetrical terminals can only be loaded one way
- Breakaway style or discrete Terminal Position Assurance (TPA) devices
- Probe tip windows for continuity testing
- Contact lubrication
- Parts molded in various colors are available upon request
- Glow Wire products compliant to Glow Wire test required by IEC/EN 60335-1 5th Edition: Household and Similar Appliances - Safety and UL 94 V-0


## Product Offering

### Housing





Product Image	Type	Style	Flammability	Part Number												
				Position	2	3	4	5	6	7	8	9	10	11	12	
	Receptacle Housing	Single Row	UL 94 V-0	X-2132813-Y	-2											
			UL 94 V-0	X-2132781-Y		-3	-4	-5	-6	-7	-8	-9	1--0	1--1	1--2	
			GWT acc. IEC 60335-1 and UL 94 V-0	X-1744416-Y	-2	-3	-4	-5	-6	-7	-8	-9	1--0	1--1	1--2	

\*Colored housings are available upon request. For more information, contact TE sales representative.

### Terminal Position Assurance (TPA) - Optional

Product Image	Type	Style	Flammability and TPA Type	Number of Positions												
				Position	2	3	4	5	6	7	8	9	10	11	12	
	Terminal Position Assurance (TPA)	Contact Locking Plate	UL 94 V-0 Breakaway	X-2132782-Y												1--2
			UL 94 V-0 Discrete	X-1744544-Y	-2	-3	-4	-5	-6	-7	-8	-9	1--0	1--1		

### Header

Product Image	Type	Style	Flammability	Part Number												
				Position	2	3	4	5	6	7	8	9	10	11	12	
	Vertical Header No orientation post	Single Row	UL 94 V-0	X-1123723-Y	1--2	1--3	1--4	1--5	1--6	1--7	1--8	1--9	1--0	1--1		
			UL 94 V-0	X-647689-Y												1--2
			GWT acc. IEC 60335-1 and UL 94 V-0	X-1744489-Y	-2	-3	-4	-5	-6	-7	-8	-9	1--0	1--1	1--2	
	Vertical Header With orientation post	Single Row	UL 94 V-0	X-1744057-Y	-2	-3	-4	-5	-6	-7	-8	-9	1--0	1--1	1--2	
			GWT acc. IEC 60335-1 and UL 94 V-0	X-1744429-Y	-2	-3	-4	-5	-6	-7	-8	-9	1--0	1--1	1--2	
	Shrouded Header	Single Row	UL 94 V-0	X-1877285-Y	-2	-3	-4	-5	-6	-7	-8	-9	1--0	1--1	1--2	
			GWT acc. IEC 60335-1 and UL 94 V-2	X-1744427-Y	-2	-3	-4	-5	-6	-7	-8	-9	1--0	1--1	1--2	
	Right Angle Header	Single Row	UL-94 V-0	X-647676-Y	-2	-3	-4	-5	-6	-7	-8	-9	1--0	1--1	1--2	
			GWT acc. IEC 60335-1 and UL 94 V-0	X-1744428-Y	-2	-3	-4	-5	-6	-7	-8	-9	1--0	1--1	1--2	

### Contact

Product Image	Type	Style	Part Number
	Phos Bronze Pre-Tin Contact 18-22 AWG (0.89-0.30mm <sup>2</sup> )	Receptacle Contact	1744144-1
	Phos Bronze Pre-Tin Contact 16-20 AWG (1.4-0.5mm <sup>2</sup> )	Receptacle Contact	1744201-1

#### Part Number Ordering: Example for X-1744416-Y Housing\*

-2 thru -9

Substitute dash number listed for "Y", therefore a -2 signifies PN 174416-2

1--0 thru 1--2

Substitute first number for "X" and second number listed for "Y", therefore 1--2 signifies PN

1-1744416-2

\*Follow same numbering scheme throughout for other part numbers listed

### Application Tooling

Part Number	
90720-1	Straight Action Hand Tool
91337-1	PRO-CRIMPER III Hand Tool Assembly
2119118-1	
354500-[]	AMP-O-LECTRIC Model "G" Terminating Machine
1725950-[]	AMP 3/K-40 Press
528324-[]	Komax Gamma 333 PC
1385286-[]	Side Feed HDM Applicator
91579-1	Side

## TE Connectivity Technical Support Center

USA:	+1 (800) 522-6752
Canada:	+1 (905) 475-6222
Mexico:	+52 (0) 55-1106-0800
Latin/S. America	+54 (0) 11-4733-2200
Germany:	+49 (0) 6251-133-1999
UK:	+44 (0) 800-267666
France:	+33 (0) 1-3420-8686
Netherlands:	+31 (0) 73-6246-999
China:	+86 (0) 400-820-6015

### te.com

© 2015 TE Connectivity Ltd. family of companies. All Rights Reserved.

1-1773702-6 APP CS 12/2015

TE Connectivity and the TE connectivity (logo) are trademarks of the TE Connectivity Ltd. family of companies..

While TE has made every reasonable effort to ensure the accuracy of the information in this document, TE does not guarantee that it is error-free, nor does TE make any other representation, warranty or guarantee that the information is accurate, correct, reliable or current. TE reserves the right to make any adjustments to the information contained herein at any time without notice. TE EXPRESSLY DISCLAIMS ALL IMPLIED WARRANTIES REGARDING THE INFORMATION CONTAINED HEREIN, INCLUDING, BUT NOT LIMITED TO, ANY IMPLIED WARRANTIES OF MERCHANTABILITY OR FITNESS FOR A PARTICULAR PURPOSE. In no event will TE be liable for any direct, indirect, incidental, special or consequential damages arising from or related to recipient's use of the information. It is the sole responsibility of the recipient of this information to verify the results of this information using their engineering and product environment. Recipient assumes and all risks associated with the use of the information. The dimensions in this document are for reference purposes only and are subject to change without notice. All specifications are subject to change without notice. Consult TE for the latest dimensions and design specifications.

# Mouser Electronics

Authorized Distributor

Click to View Pricing, Inventory, Delivery & Lifecycle Information:

[TE Connectivity:](#)

[1744429-8](#)