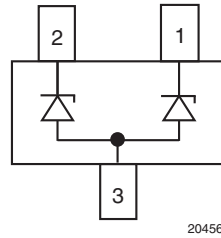


## Small Signal Zener Diodes, Dual



20456

**DESIGN SUPPORT TOOLS**
[click logo to get started](#)
**3D**  
Models  
Available

| PRIMARY CHARACTERISTICS |                   |      |
|-------------------------|-------------------|------|
| PARAMETER               | VALUE             | UNIT |
| $V_Z$ range nom.        | 2.7 to 51         | V    |
| Test current $I_{ZT}$   | 5                 | mA   |
| $V_Z$ specification     | Pulse current     |      |
| Circuit configuration   | Dual common anode |      |

**FEATURES**

- Dual silicon planar Zener diodes, common anode
- The Zener voltages are graded according to the international E24 standard. Standard Zener voltage tolerance is  $\pm 5\%$ , indicated by the "C" in the ordering code. Replace "C" with "B" for 2% tolerance.
- The parameters are valid for both diodes in one case.  $\Delta V_Z$  and  $\Delta R_{zj}$  of the two diodes in one case is  $\leq 5\%$
- AEC-Q101 qualified available
- ESD capability according to AEC-Q101:  
Human body model > 8 kV  
Machine model > 800 V
- Base P/N-E3 - RoHS-compliant, commercial grade
- Base P/N-HE3 - RoHS-compliant, AEC-Q101 qualified
- Material categorization: for definitions of compliance please see [www.vishay.com/doc?99912](http://www.vishay.com/doc?99912)

 AUTOMOTIVE  
GRADE  
Available

**RoHS**  
COMPLIANT

| ORDERING INFORMATION |                                   |                                |                        |
|----------------------|-----------------------------------|--------------------------------|------------------------|
| DEVICE NAME          | ORDERING CODE                     | TAPED UNITS PER REEL           | MINIMUM ORDER QUANTITY |
| AZ23-series          | AZ23C2V7-E3-08 to AZ23C51-E3-08   | 3000 (8 mm tape on 7" reel)    | 15 000                 |
|                      | AZ23B2V7-E3-08 to AZ23B51-E3-08   |                                |                        |
|                      | AZ23C2V7-HE3-08 to AZ23C51-HE3-08 |                                |                        |
|                      | AZ23B2V7-HE3-08 to AZ23B51-HE3-08 |                                |                        |
|                      | AZ23C2V7-E3-18 to AZ23C51-E3-18   | 10 000 (8 mm tape on 13" reel) | 10 000                 |
|                      | AZ23B2V7-E3-18 to AZ23B51-E3-18   |                                |                        |
|                      | AZ23C2V7-HE3-18 to AZ23C51-HE3-18 |                                |                        |
|                      | AZ23B2V7-HE3-18 to AZ23B51-HE3-18 |                                |                        |

| PACKAGE      |        |   |                                      |                          |
|--------------|--------|---|--------------------------------------|--------------------------|
| PACKAGE NAME | WEIGHT | MOLDING COMPOUND<br>FLAMMABILITY RATING | MOISTURE SENSITIVITY<br>LEVEL        | SOLDERING<br>CONDITIONS  |
| SOT-23       | 8.8 mg | UL 94 V-0                               | MSL level 1<br>(according J-STD-020) | 260 °C/10 s at terminals |

| ABSOLUTE MAXIMUM RATINGS ( $T_{amb} = 25\text{ °C}$ , unless otherwise specified) |   |            |             |      |
|---|---|------------|-------------|------|
| PARAMETER   | TEST CONDITION  | SYMBOL     | VALUE       | UNIT |
| Power dissipation   | Device on fiberglass substrate,<br>see layout on page 6 | $P_{tot}$  | 300         | mW   |
| Thermal resistance, junction<br>to ambient air                                    | Device on fiberglass substrate,<br>see layout on page 6 | $R_{thJA}$ | 420         | K/W  |
| Junction temperature  |   | $T_j$      | 150         | °C   |
| Storage temperature range   |   | $T_{stg}$  | -65 to +150 | °C   |
| Operating temperature range   |   | $T_{op}$   | -55 to +150 | °C   |



| <b>ELECTRICAL CHARACTERISTICS</b> ( $T_{amb} = 25\text{ }^{\circ}\text{C}$ , unless otherwise specified) |              |                                    |      |      |              |           |                 |     |                    |                       |  |      |
|--|--------------|------------------------------------|------|------|--------------|-----------|-----------------|-----|--------------------|-----------------------|--|------|
| PART NUMBER  | MARKING CODE | ZENER VOLTAGE RANGE <sup>(1)</sup> |      |      | TEST CURRENT |           | REVERSE VOLTAGE |     | DYNAMIC RESISTANCE |                       | TEMPERATURE COEFFICIENT OF ZENER VOLTAGE |      |
|  |              | $V_Z$ at $I_{ZT1}$                 |      |      | $I_{ZT1}$    | $I_{ZT2}$ | $V_R$ at $I_R$  |     | $Z_Z$ at $I_{ZT1}$ | $Z_{ZK}$ at $I_{ZT2}$ | $\alpha_{VZ}$ at $I_{ZT}$                |      |
|  |              | V                                  |      |      | mA           |           | V               | nA  | $\Omega$           |                       | $10^{-4}/^{\circ}\text{C}$               |      |
|  |              | MIN.                               | NOM. | MAX. |              |           |                 |     |                    |                       | MIN.                                     | MAX. |
| AZ23C2V7   | D1           | 2.5                                | 2.7  | 2.9  | 5            | 1         | -               | -   | 75 (< 83)          | < 500                 | -9                                       | -4   |
| AZ23C3V0   | D2           | 2.8                                | 3.0  | 3.2  | 5            | 1         | -               | -   | 80 (< 95)          | < 500                 | -9                                       | -3   |
| AZ23C3V3   | D3           | 3.1                                | 3.3  | 3.5  | 5            | 1         | -               | -   | 80 (< 95)          | < 500                 | -8                                       | -3   |
| AZ23C3V6   | D4           | 3.4                                | 3.6  | 3.8  | 5            | 1         | -               | -   | 80 (< 95)          | < 500                 | -8                                       | -3   |
| AZ23C3V9   | D5           | 3.7                                | 3.9  | 4.1  | 5            | 1         | -               | -   | 80 (< 95)          | < 500                 | -7                                       | -3   |
| AZ23C4V3   | D6           | 4                                  | 4.3  | 4.6  | 5            | 1         | -               | -   | 80 (< 95)          | < 500                 | -6                                       | -1   |
| AZ23C4V7   | D7           | 4.4                                | 4.7  | 5    | 5            | 1         | -               | -   | 70 (< 78)          | < 500                 | -5                                       | 2    |
| AZ23C5V1   | D8           | 4.8                                | 5.1  | 5.4  | 5            | 1         | > 0.8           | 100 | 30 (< 60)          | < 480                 | -3                                       | 4    |
| AZ23C5V6   | D9           | 5.2                                | 5.6  | 6    | 5            | 1         | > 1             | 100 | 10 (< 40)          | < 400                 | -2                                       | 6    |
| AZ23C6V2   | D10          | 5.8                                | 6.2  | 6.6  | 5            | 1         | > 2             | 100 | 4.8 (< 10)         | < 200                 | -1                                       | 7    |
| AZ23C6V8   | D11          | 6.4                                | 6.8  | 7.2  | 5            | 1         | > 3             | 100 | 4.5 (< 8)          | < 150                 | 2  | 7    |
| AZ23C7V5   | D12          | 7                                  | 7.5  | 7.9  | 5            | 1         | > 5             | 100 | 4 (< 7)            | < 50                  | 3  | 7    |
| AZ23C8V2   | D13          | 7.7                                | 8.2  | 8.7  | 5            | 1         | > 6             | 100 | 4.5 (< 7)          | < 50                  | 4  | 7    |
| AZ23C9V1   | D14          | 8.5                                | 9.1  | 9.6  | 5            | 1         | > 7             | 100 | 4.8 (< 10)         | < 50                  | 5  | 8    |
| AZ23C10  | D15          | 9.4                                | 10   | 10.6 | 5            | 1         | > 7.5           | 100 | 5.2 (< 15)         | < 70                  | 5  | 8    |
| AZ23C11  | D16          | 10.4                               | 11   | 11.6 | 5            | 1         | > 8.5           | 100 | 6 (< 20)           | < 70                  | 5  | 9    |
| AZ23C12  | D17          | 11.4                               | 12   | 12.7 | 5            | 1         | > 9             | 100 | 7 (< 20)           | < 90                  | 6  | 9    |
| AZ23C13  | D18          | 12.4                               | 13   | 14.1 | 5            | 1         | > 10            | 100 | 9 (< 25)           | < 110                 | 7  | 9    |
| AZ23C15  | D19          | 13.8                               | 15   | 15.6 | 5            | 1         | > 11            | 100 | 11 (< 30)          | < 110                 | 7  | 9    |
| AZ23C16  | D20          | 15.3                               | 16   | 17.1 | 5            | 1         | > 12            | 100 | 13 (< 40)          | < 170                 | 8  | 9.5  |
| AZ23C18  | D21          | 16.8                               | 18   | 19.1 | 5            | 1         | > 14            | 100 | 18 (< 50)          | < 170                 | 8  | 9.5  |
| AZ23C20  | D22          | 18.8                               | 20   | 21.2 | 5            | 1         | > 15            | 100 | 20 (< 50)          | < 220                 | 8  | 10   |
| AZ23C22  | D23          | 20.8                               | 22   | 23.3 | 5            | 1         | > 17            | 100 | 25 (< 55)          | < 220                 | 8  | 10   |
| AZ23C24  | D24          | 22.8                               | 24   | 25.6 | 5            | 1         | > 18            | 100 | 28 (< 80)          | < 220                 | 8  | 10   |
| AZ23C27  | D25          | 25.1                               | 27   | 28.9 | 5            | 1         | > 20            | 100 | 30 (< 80)          | < 250                 | 8  | 10   |
| AZ23C30  | D26          | 28                                 | 30   | 32   | 5            | 1         | > 22.5          | 100 | 35 (< 80)          | < 250                 | 8  | 10   |
| AZ23C33  | D27          | 31                                 | 33   | 35   | 5            | 1         | > 25            | 100 | 40 (< 80)          | < 250                 | 8  | 10   |
| AZ23C36  | D28          | 34                                 | 36   | 38   | 5            | 1         | > 27            | 100 | 40 (< 90)          | < 250                 | 8  | 10   |
| AZ23C39  | D29          | 37                                 | 39   | 41   | 5            | 1         | > 29            | 100 | 50 (< 90)          | < 300                 | 10                                       | 12   |
| AZ23C43  | D30          | 40                                 | 43   | 46   | 5            | 1         | > 32            | 100 | 60 (< 100)         | < 700                 | 10                                       | 12   |
| AZ23C47  | D31          | 44                                 | 47   | 50   | 5            | 1         | > 35            | 100 | 70 (< 100)         | < 750                 | 10                                       | 12   |
| AZ23C51  | D32          | 48                                 | 51   | 54   | 5            | 1         | > 38            | 100 | 70 (< 100)         | < 750                 | 10                                       | 12   |

**Note**

<sup>(1)</sup> Tested with pulses  $t_p = 5\text{ ms}$



| <b>ELECTRICAL CHARACTERISTICS</b> ( $T_{amb} = 25\text{ }^{\circ}\text{C}$ , unless otherwise specified) |              |                                    |      |      |              |           |                 |     |                    |                       |  |      |
|--|--------------|------------------------------------|------|------|--------------|-----------|-----------------|-----|--------------------|-----------------------|--|------|
| PART NUMBER  | MARKING CODE | ZENER VOLTAGE RANGE <sup>(1)</sup> |      |      | TEST CURRENT |           | REVERSE VOLTAGE |     | DYNAMIC RESISTANCE |                       | TEMPERATURE COEFFICIENT OF ZENER VOLTAGE |      |
|  |              | $V_Z$ at $I_{ZT1}$                 |      |      | $I_{ZT1}$    | $I_{ZT2}$ | $V_R$ at $I_R$  |     | $Z_Z$ at $I_{ZT1}$ | $Z_{ZK}$ at $I_{ZT2}$ | $\alpha_{VZ}$ at $I_{ZT}$                |      |
|  |              | V                                  |      |      | mA           |           | V               | nA  | $\Omega$           |                       | $10^{-4}/^{\circ}\text{C}$               |      |
|  |              | MIN.                               | NOM. | MAX. |              |           |                 |     |                    |                       | MIN.                                     | MAX. |
| AZ23B2V7   | D1           | 2.65                               | 2.7  | 2.75 | 5            | 1         | -               | -   | 75 (< 83)          | < 500                 | -9                                       | -4   |
| AZ23B3V0   | D2           | 2.94                               | 3.0  | 3.06 | 5            | 1         | -               | -   | 80 (< 95)          | < 500                 | -9                                       | -3   |
| AZ23B3V3   | D3           | 3.23                               | 3.3  | 3.37 | 5            | 1         | -               | -   | 80 (< 95)          | < 500                 | -8                                       | -3   |
| AZ23B3V6   | D4           | 3.53                               | 3.6  | 3.67 | 5            | 1         | -               | -   | 80 (< 95)          | < 500                 | -8                                       | -3   |
| AZ23B3V9   | D5           | 3.82                               | 3.9  | 3.98 | 5            | 1         | -               | -   | 80 (< 95)          | < 500                 | -7                                       | -3   |
| AZ23B4V3   | D6           | 4.21                               | 4.3  | 4.39 | 5            | 1         | -               | -   | 80 (< 95)          | < 500                 | -6                                       | -1   |
| AZ23B4V7   | D7           | 4.61                               | 4.7  | 4.79 | 5            | 1         | -               | -   | 70 (< 78)          | < 500                 | -5                                       | 2    |
| AZ23B5V1   | D8           | 5                                  | 5.1  | 5.2  | 5            | 1         | > 0.8           | 100 | 30 (< 60)          | < 480                 | -3                                       | 4    |
| AZ23B5V6   | D9           | 5.49                               | 5.6  | 5.71 | 5            | 1         | > 1             | 100 | 10 (< 40)          | < 400                 | -2                                       | 6    |
| AZ23B6V2   | D10          | 6.08                               | 6.2  | 6.32 | 5            | 1         | > 2             | 100 | 4.8 (< 10)         | < 200                 | -1                                       | 7    |
| AZ23B6V8   | D11          | 6.66                               | 6.8  | 6.94 | 5            | 1         | > 3             | 100 | 4.5 (< 8)          | < 150                 | 2  | 7    |
| AZ23B7V5   | D12          | 7.35                               | 7.5  | 7.65 | 5            | 1         | > 5             | 100 | 4 (< 7)            | < 50                  | 3  | 7    |
| AZ23B8V2   | D13          | 8.04                               | 8.2  | 8.36 | 5            | 1         | > 6             | 100 | 4.5 (< 7)          | < 50                  | 4  | 7    |
| AZ23B9V1   | D14          | 8.92                               | 9.1  | 9.28 | 5            | 1         | > 7             | 100 | 4.8 (< 10)         | < 50                  | 5  | 8    |
| AZ23B10  | D15          | 9.8                                | 10   | 10.2 | 5            | 1         | > 7.5           | 100 | 5.2 (< 15)         | < 70                  | 5  | 8    |
| AZ23B11  | D16          | 10.8                               | 11   | 11.2 | 5            | 1         | > 8.5           | 100 | 6 (< 20)           | < 70                  | 5  | 9    |
| AZ23B12  | D17          | 11.8                               | 12   | 12.2 | 5            | 1         | > 9             | 100 | 7 (< 20)           | < 90                  | 6  | 9    |
| AZ23B13  | D18          | 12.7                               | 13   | 13.3 | 5            | 1         | > 10            | 100 | 9 (< 25)           | < 110                 | 7  | 9    |
| AZ23B15  | D19          | 14.7                               | 15   | 15.3 | 5            | 1         | > 11            | 100 | 11 (< 30)          | < 110                 | 7  | 9    |
| AZ23B16  | D20          | 15.7                               | 16   | 16.3 | 5            | 1         | > 12            | 100 | 13 (< 40)          | < 170                 | 8  | 9.5  |
| AZ23B18  | D21          | 17.6                               | 18   | 18.4 | 5            | 1         | > 14            | 100 | 18 (< 50)          | < 170                 | 8  | 9.5  |
| AZ23B20  | D22          | 19.6                               | 20   | 20.4 | 5            | 1         | > 15            | 100 | 20 (< 50)          | < 220                 | 8  | 10   |
| AZ23B22  | D23          | 21.6                               | 22   | 22.4 | 5            | 1         | > 17            | 100 | 25 (< 55)          | < 220                 | 8  | 10   |
| AZ23B24  | D24          | 23.5                               | 24   | 24.5 | 5            | 1         | > 18            | 100 | 28 (< 80)          | < 220                 | 8  | 10   |
| AZ23B27  | D25          | 26.5                               | 27   | 27.5 | 5            | 1         | > 20            | 100 | 30 (< 80)          | < 250                 | 8  | 10   |
| AZ23B30  | D26          | 29.4                               | 30   | 30.6 | 5            | 1         | > 22.5          | 100 | 35 (< 80)          | < 250                 | 8  | 10   |
| AZ23B33  | D27          | 32.3                               | 33   | 33.7 | 5            | 1         | > 25            | 100 | 40 (< 80)          | < 250                 | 8  | 10   |
| AZ23B36  | D28          | 35.3                               | 36   | 36.7 | 5            | 1         | > 27            | 100 | 40 (< 90)          | < 250                 | 8  | 10   |
| AZ23B39  | D29          | 38.2                               | 39   | 39.8 | 5            | 1         | > 29            | 100 | 50 (< 90)          | < 300                 | 10                                       | 12   |
| AZ23B43  | D30          | 42.1                               | 43   | 43.9 | 5            | 1         | > 32            | 100 | 60 (< 100)         | < 700                 | 10                                       | 12   |
| AZ23B47  | D31          | 46.1                               | 47   | 47.9 | 5            | 1         | > 35            | 100 | 70 (< 100)         | < 750                 | 10                                       | 12   |
| AZ23B51  | D32          | 50                                 | 51   | 52   | 5            | 1         | > 38            | 100 | 70 (< 100)         | < 750                 | 10                                       | 12   |

**Note**

<sup>(1)</sup> Tested with pulses  $t_p = 5\text{ ms}$

**TYPICAL CHARACTERISTICS** ( $T_{amb} = 25\text{ }^{\circ}\text{C}$ , unless otherwise specified)

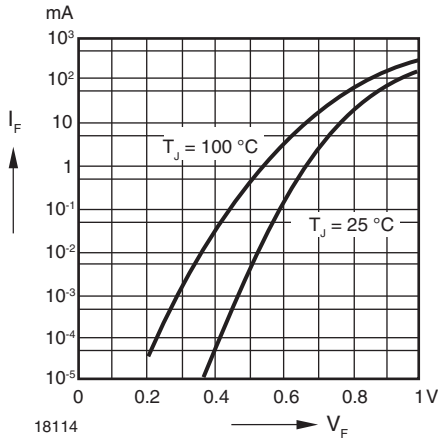


Fig. 1 - Forward Characteristics

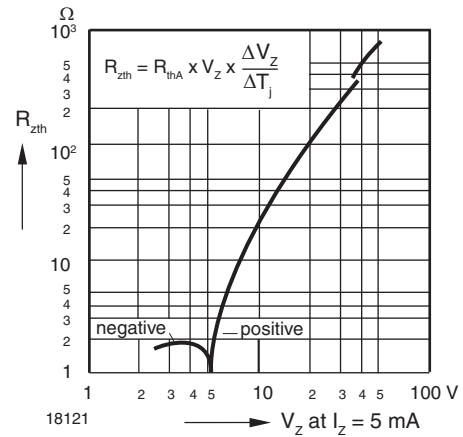


Fig. 4 - Thermal Differential Resistance vs. Zener Voltage

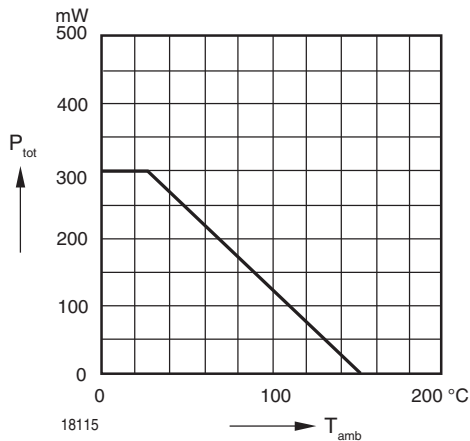


Fig. 2 - Admissible Power Dissipation vs. Ambient Temperature

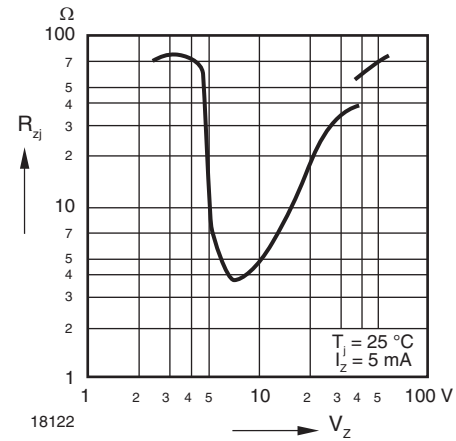


Fig. 5 - Dynamic Resistance vs. Zener Voltage

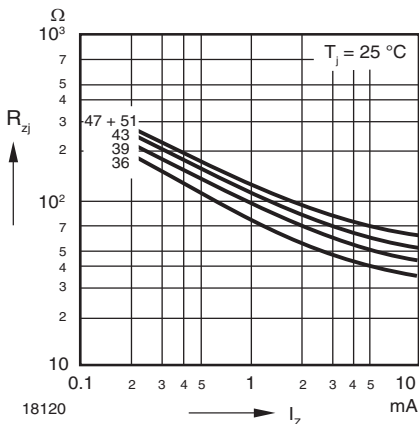


Fig. 3 - Dynamic Resistance vs. Zener Current

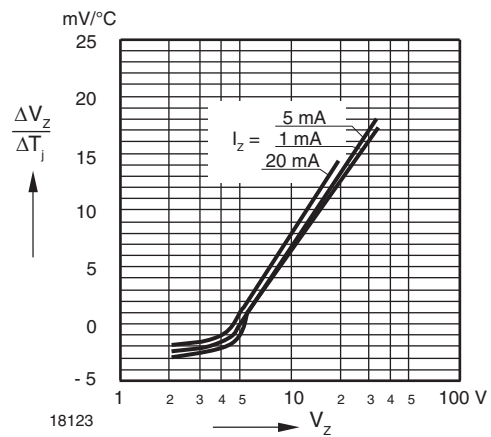


Fig. 6 - Temperature Dependence of Zener Voltage vs. Zener Voltage

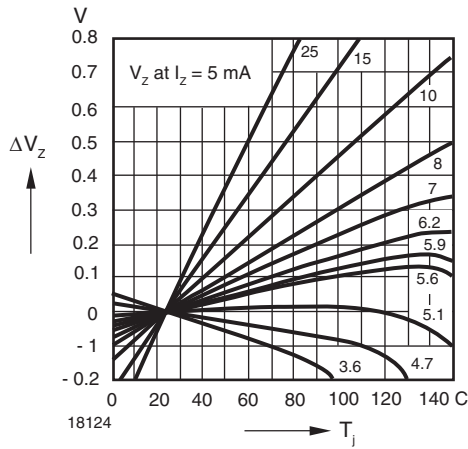


Fig. 7 - Change of Zener Voltage vs. Junction Temperature

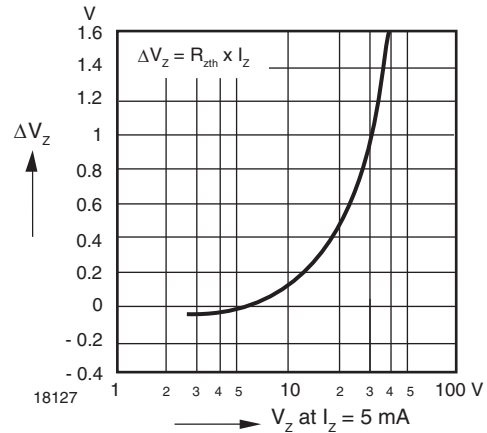


Fig. 10 - Change of Zener Voltage from Turn-on up to the Point of Thermal Equilibrium vs. Zener Voltage

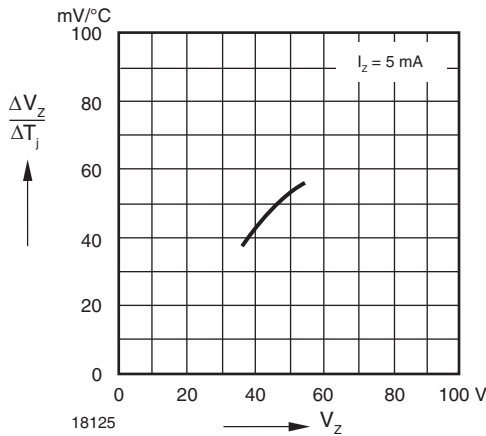


Fig. 8 - Temperature Dependence of Zener Voltage vs. Zener Voltage

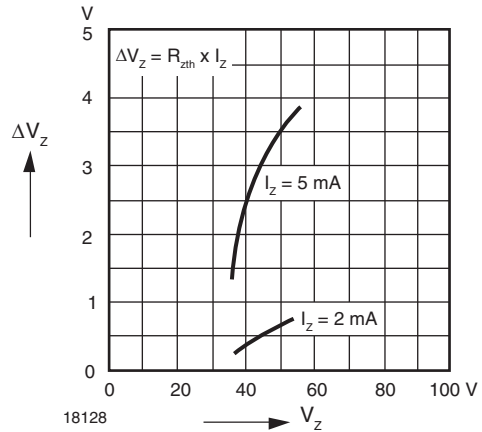


Fig. 11 - Change of Zener Voltage from Turn-on up to the Point of Thermal Equilibrium vs. Zener Voltage

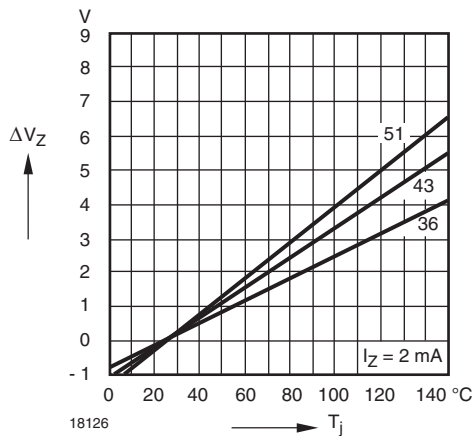


Fig. 9 - Change of Zener Voltage vs. Junction Temperature

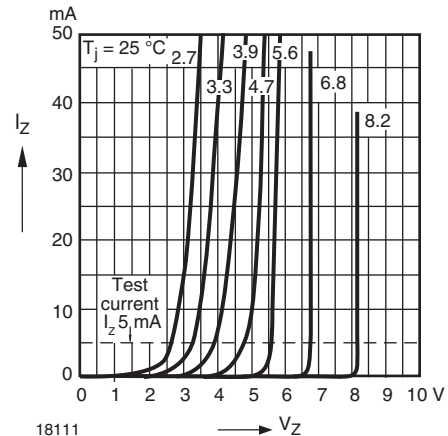


Fig. 12 - Breakdown Characteristics

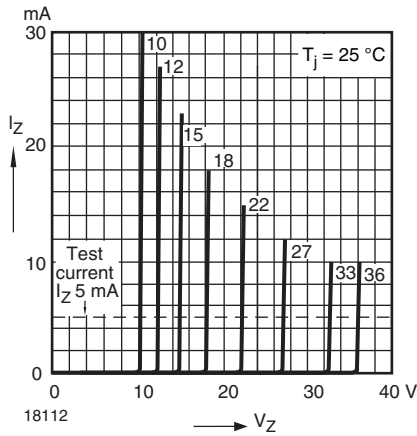


Fig. 13 - Breakdown Characteristics

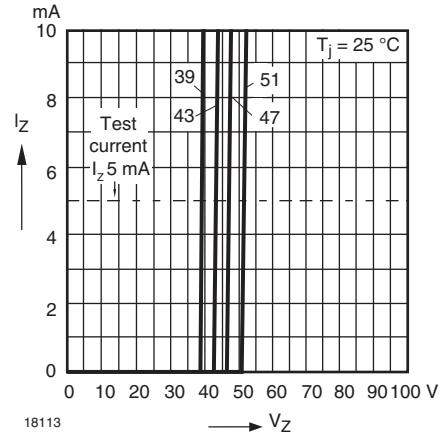
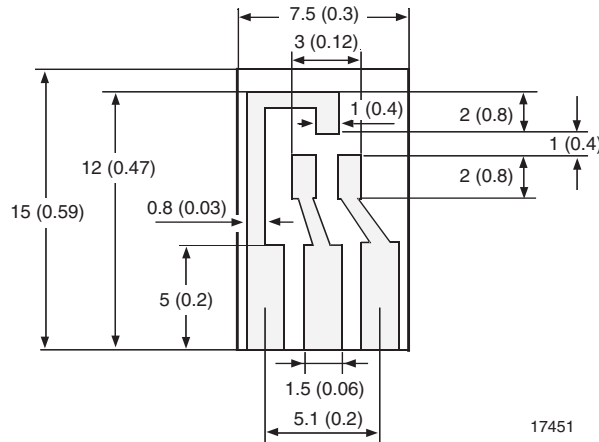


Fig. 14 - Breakdown Characteristics

**LAYOUT FOR  $R_{thJA}$  TEST**

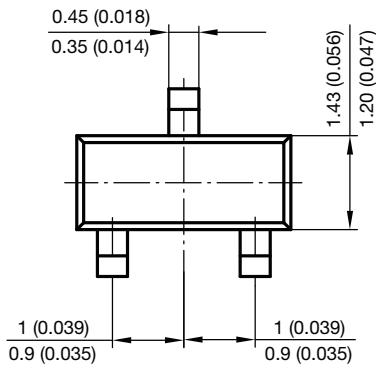
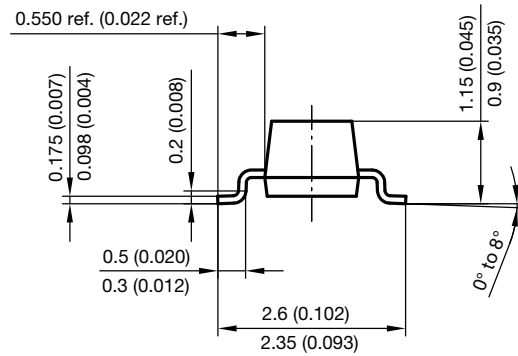
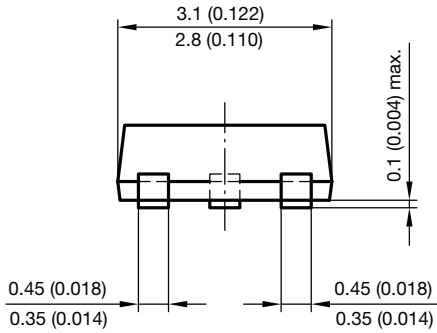
Thickness: fiberglass 0.059" (1.5 mm)

Copper leads 0.012" (0.3 mm)

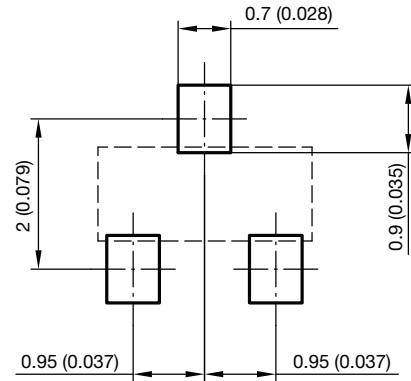




PACKAGE DIMENSIONS in millimeters (inches): SOT-23



Foot print recommendation:



Document no.: 6.541-5014.01-4  
Rev. 8 - Date: 23.Sept.2009  
17418



## **Disclaimer**

ALL PRODUCT, PRODUCT SPECIFICATIONS AND DATA ARE SUBJECT TO CHANGE WITHOUT NOTICE TO IMPROVE RELIABILITY, FUNCTION OR DESIGN OR OTHERWISE.

Vishay Intertechnology, Inc., its affiliates, agents, and employees, and all persons acting on its or their behalf (collectively, "Vishay"), disclaim any and all liability for any errors, inaccuracies or incompleteness contained in any datasheet or in any other disclosure relating to any product.

Vishay makes no warranty, representation or guarantee regarding the suitability of the products for any particular purpose or the continuing production of any product. To the maximum extent permitted by applicable law, Vishay disclaims (i) any and all liability arising out of the application or use of any product, (ii) any and all liability, including without limitation special, consequential or incidental damages, and (iii) any and all implied warranties, including warranties of fitness for particular purpose, non-infringement and merchantability.

Statements regarding the suitability of products for certain types of applications are based on Vishay's knowledge of typical requirements that are often placed on Vishay products in generic applications. Such statements are not binding statements about the suitability of products for a particular application. It is the customer's responsibility to validate that a particular product with the properties described in the product specification is suitable for use in a particular application. Parameters provided in datasheets and / or specifications may vary in different applications and performance may vary over time. All operating parameters, including typical parameters, must be validated for each customer application by the customer's technical experts. Product specifications do not expand or otherwise modify Vishay's terms and conditions of purchase, including but not limited to the warranty expressed therein.

Except as expressly indicated in writing, Vishay products are not designed for use in medical, life-saving, or life-sustaining applications or for any other application in which the failure of the Vishay product could result in personal injury or death. Customers using or selling Vishay products not expressly indicated for use in such applications do so at their own risk. Please contact authorized Vishay personnel to obtain written terms and conditions regarding products designed for such applications.

No license, express or implied, by estoppel or otherwise, to any intellectual property rights is granted by this document or by any conduct of Vishay. Product names and markings noted herein may be trademarks of their respective owners.



# Mouser Electronics

Authorized Distributor

Click to View Pricing, Inventory, Delivery & Lifecycle Information:

## Vishay:

[AZ23C51-V-GS08](#) [AZ23C4V7-V-GS08](#) [AZ23C9V1-V-GS08](#) [AZ23C5V1-V-GS08](#) [AZ23C30-V-GS08](#) [AZ23C7V5-V-GS08](#) [AZ23C27-V-GS08](#) [AZ23C47-V-GS08](#) [AZ23C18-V-GS08](#) [AZ23C3V3-V-GS08](#) [AZ23C3V6-V-GS08](#) [AZ23C11-V-GS08](#) [AZ23C6V2-V-GS08](#) [AZ23C4V3-V-GS08](#) [AZ23C10-V-GS08](#) [AZ23C3V9-V-GS08](#) [AZ23C15-V-GS08](#) [AZ23C10-V-GS18](#) [AZ23C11-V-GS18](#) [AZ23C12-V-GS18](#) [AZ23C13-V-GS18](#) [AZ23C15-V-GS18](#) [AZ23C16-V-GS18](#) [AZ23C18-V-GS18](#) [AZ23C2V7-V-GS18](#) [AZ23C20-V-GS18](#) [AZ23C22-V-GS18](#) [AZ23C24-V-GS18](#) [AZ23C27-V-GS18](#) [AZ23C3V0-V-GS18](#) [AZ23C3V3-V-GS18](#) [AZ23C3V6-V-GS18](#) [AZ23C3V9-V-GS18](#) [AZ23C30-V-GS18](#) [AZ23C33-V-GS18](#) [AZ23C36-V-GS18](#) [AZ23C39-V-GS18](#) [AZ23C4V3-V-GS18](#) [AZ23C4V7-V-GS18](#) [AZ23C43-V-GS18](#) [AZ23C47-V-GS18](#) [AZ23C5V1-V-GS18](#) [AZ23C5V6-V-GS18](#) [AZ23C51-V-GS18](#) [AZ23C6V2-V-GS18](#) [AZ23C6V8-V-GS18](#) [AZ23C7V5-V-GS18](#) [AZ23C8V2-V-GS18](#) [AZ23C9V1-V-GS18](#) [AZ23C33-V-GS08](#) [AZ23C5V6-V-GS08](#) [AZ23C24-V-GS08](#) [AZ23C3V0-V-GS08](#) [AZ23C2V7-V-GS08](#) [AZ23C43-V-GS08](#) [AZ23C13-V-GS08](#) [AZ23C6V8-V-GS08](#) [AZ23C22-V-GS08](#) [AZ23C12-V-GS08](#) [AZ23C36-V-GS08](#) [AZ23C16-V-GS08](#) [AZ23C3V3-GS08](#) [AZ23C8V2-V-GS08](#) [AZ23C39-V-GS08](#) [AZ23C20-V-GS08](#) [AZ23C15-E3-18](#) [AZ23B6V2-HE3-08](#) [AZ23B3V9-E3-08](#) [AZ23B6V8-E3-18](#) [AZ23C7V5-HE3-08](#) [AZ23C51-HE3-08](#) [AZ23B51-E3-08](#) [AZ23B24-HE3-18](#) [AZ23C36-E3-18](#) [AZ23C3V6-E3-08](#) [AZ23B4V7-E3-18](#) [AZ23B22-E3-18](#) [AZ23B3V3-HE3-18](#) [AZ23C16-HE3-18](#) [AZ23C12-E3-08](#) [AZ23C9V1-HE3-18](#) [AZ23B43L-E3-08](#) [AZ23C6V8-E3-08](#) [AZ23C4V7-E3-08](#) [AZ23B33-HE3-08](#) [AZ23B13-HE3-08](#) [AZ23C13-HE3-08](#) [AZ23C27-HE3-18](#) [AZ23B30-E3-08](#) [AZ23C36-HE3-08](#) [AZ23B16-HE3-08](#) [AZ23C8V2-E3-18](#) [AZ23C3V0-HE3-18](#) [AZ23B16-E3-18](#) [AZ23C39-E3-18](#) [AZ23C43-E3-18](#) [AZ23B12-E3-08](#) [AZ23C39-HE3-18](#) [AZ23B5V1-HE3-08](#) [AZ23B47-E3-08](#)