

PCB terminal block - SPT 2,5/ 4-V-5,0 - 1991118

Please be informed that the data shown in this PDF Document is generated from our Online Catalog. Please find the complete data in the user's documentation. Our General Terms of Use for Downloads are valid (<http://phoenixcontact.com/download>)

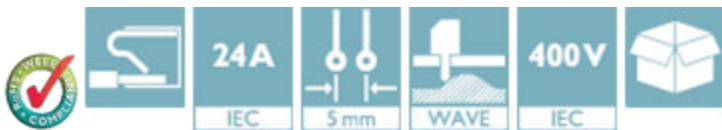
PCB terminal block, Nominal current: 24 A, Nom. voltage: 400 V, Pitch: 5 mm, Number of positions: 4, Connection method: Push-in spring connection, Mounting: Wave soldering, Conductor/PCB connection direction: 90 °, Color: green



The figure shows a 10-position version of the product

Product Features

- PCB terminal blocks with front spring-cage connection
- Two solder pins for a high level of stability on the PCB
- When connecting stranded conductors without ferrules, the terminal point is opened using a standard screwdriver
- Push-in direct plug-in technology for solid or stranded conductors with ferrules



Key Commercial Data

Packing unit	1 pc
Minimum order quantity	100 pc
Weight per Piece (excluding packing)	5.49 g
Custom tariff number	85369010
Country of origin	Poland

Technical data

Dimensions

Length	13.5 mm
Pitch	5.00 mm
Dimension a	15 mm
Width	21.4 mm
Constructional height	14.4 mm
Height	16.9 mm
Length of the solder pin	2.5 mm

PCB terminal block - SPT 2,5/ 4-V-5,0 - 1991118

Technical data

Dimensions

Pin dimensions	0,8 x 0,8 mm
Pin spacing	5 mm
Hole diameter	1.1 mm

General

Range of articles	SPT 2,5/...-V
Insulating material group	I
Rated surge voltage (III/3)	4 kV
Rated surge voltage (III/2)	4 kV
Rated surge voltage (II/2)	4 kV
Rated voltage (III/3)	250 V
Rated voltage (III/2)	400 V
Rated voltage (II/2)	630 V
Connection in acc. with standard	EN-VDE
Nominal current I _N	24 A
Nominal cross section	2.5 mm ²
Maximum load current	24 A
Insulating material	PA
Solder pin surface	Sn
Flammability rating according to UL 94	V0
Internal cylindrical gage	A3
Stripping length	10 mm
Number of positions	4

Connection data

Conductor cross section solid min.	0.2 mm ²
Conductor cross section solid max.	4 mm ²
Conductor cross section flexible min.	0.2 mm ²
Conductor cross section flexible max.	2.5 mm ²
Conductor cross section flexible, with ferrule without plastic sleeve min.	0.25 mm ² Stripping length 8 mm
Conductor cross section flexible, with ferrule without plastic sleeve max.	2.5 mm ² Stripping length 8 mm
Conductor cross section flexible, with ferrule with plastic sleeve min.	0.25 mm ² Stripping length 8 mm
Conductor cross section flexible, with ferrule with plastic sleeve max.	1.5 mm ² Stripping length 8 mm
Conductor cross section AWG min.	24
Conductor cross section AWG max.	12

Standards and Regulations

Connection in acc. with standard	EN-VDE
	CUL

PCB terminal block - SPT 2,5/ 4-V-5,0 - 1991118

Technical data

Standards and Regulations

Flammability rating according to UL 94	V0
--	----

Classifications

eCl@ss

eCl@ss 4.0	27141109
eCl@ss 4.1	27141109
eCl@ss 5.0	27141190
eCl@ss 5.1	27141190
eCl@ss 6.0	27261101
eCl@ss 7.0	27440401
eCl@ss 8.0	27440401
eCl@ss 9.0	27440401

ETIM

ETIM 3.0	EC001121
ETIM 4.0	EC002643
ETIM 5.0	EC002643

UNSPSC

UNSPSC 6.01	30211801
UNSPSC 7.0901	39121432
UNSPSC 11	39121432
UNSPSC 12.01	39121432
UNSPSC 13.2	39121432

Approvals

Approvals

Approvals

UL Recognized / SEV / cUL Recognized / CCA / IECCE CB Scheme / EAC / EAC / cULus Recognized


Ex Approvals

Approvals submitted


PCB terminal block - SPT 2,5/ 4-V-5,0 - 1991118

Approvals


Approval details

UL Recognized 		
	B	D
mm ² /AWG/kcmil	24-12	24-12
Nominal current I _N	20 A	10 A
Nominal voltage U _N	300 V	300 V

SEV	
mm ² /AWG/kcmil	2.5
Nominal current I _N	24 A
Nominal voltage U _N	250 V

cUL Recognized 		
	B	D
mm ² /AWG/kcmil	24-12	24-12
Nominal current I _N	20 A	10 A
Nominal voltage U _N	300 V	300 V

CCA	
mm ² /AWG/kcmil	2.5
Nominal current I _N	24 A
Nominal voltage U _N	250 V


IECEE CB Scheme 	
mm ² /AWG/kcmil	2.5
Nominal current I _N	24 A
Nominal voltage U _N	250 V

PCB terminal block - SPT 2,5/ 4-V-5,0 - 1991118

Approvals

EAC

EAC

cULus Recognized 

Accessories

Accessories

Crimping tool

Crimping pliers - CRIMPFOX 6 - 1212034



Crimping pliers, for ferrules without insulating collar according to DIN 46228 Part 1 and ferrules with insulating collar according to DIN 46228 Part 4, 0.25 mm² ... 6.0 mm², lateral entry, trapezoidal crimp

Screwdriver tools

Screwdriver - SZF 1-0,6X3,5 - 1204517



Actuation tool, for ST terminal blocks, also suitable for use as a bladed screwdriver, size: 0.6 x 3.5 x 100 mm, 2-component grip, with non-slip grip

Pitch spacer - RZ-SPT 2,5-2,5 - 1772595



Accessories, Nominal current: 24 A, Nom. voltage: 400 V, Pitch: 5 mm, Number of positions: 1, Mounting: Soldering, Conductor/PCB connection direction: 90 °, Color: green

PCB terminal block - SPT 2,5/ 4-V-5,0 - 1991118

Accessories

Pitch spacer - RZ-SPT 2,5-5,0 - 1772605



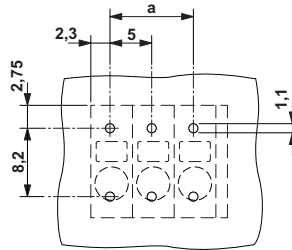
Accessories, Nominal current: 24 A, Nom. voltage: 400 V, Pitch: 5 mm, Number of positions: 1, Mounting: Soldering, Conductor/PCB connection direction: 90 °, Color: green

Drawings

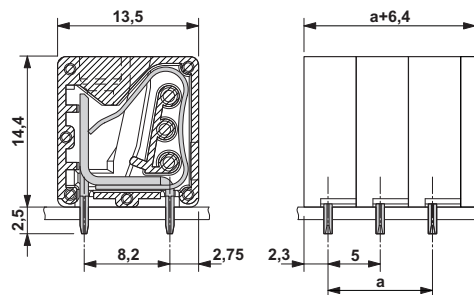
Diagram

Type:
SPT
2,5/
5-
V-5,0
Tested
according
to
DIN
EN
60512-5-2:2003-01
Reduction
factor
=
1
Number
of
positions:
5

Drilling diagram



Dimensional drawing



Mouser Electronics

Authorized Distributor

Click to View Pricing, Inventory, Delivery & Lifecycle Information:

[Phoenix Contact:](#)

[1991118](#)