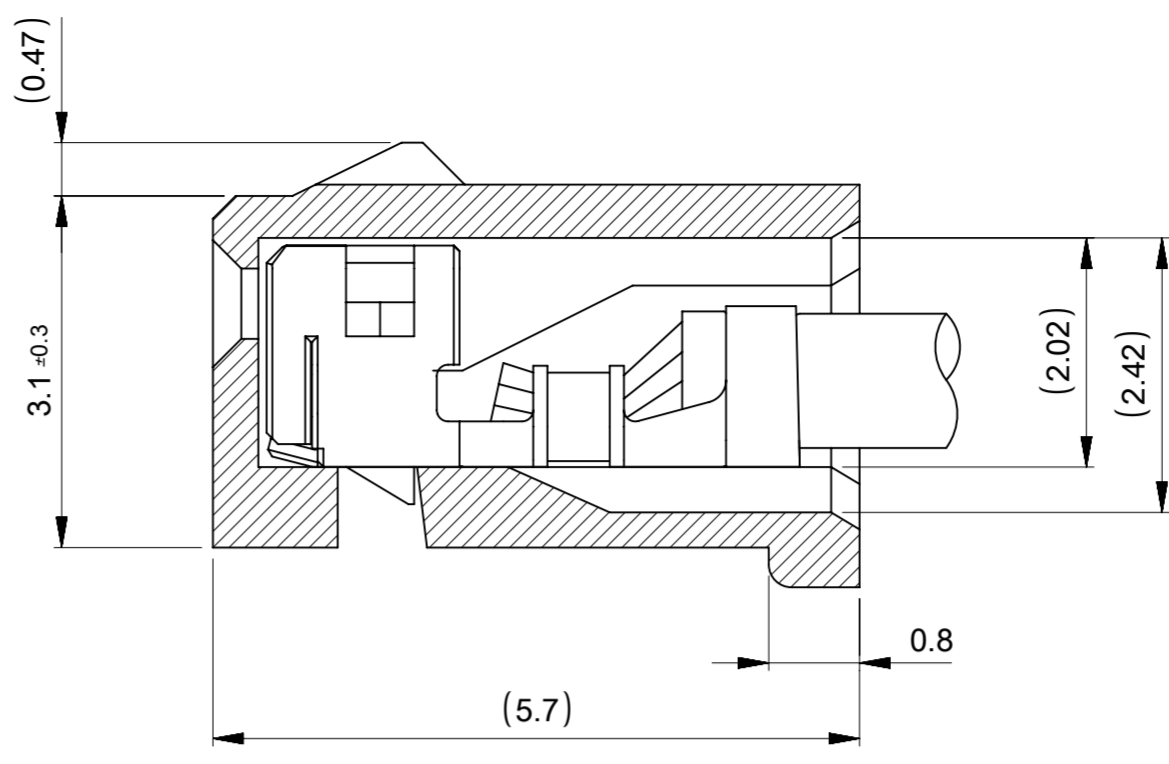


回路番号1表示
CIRCUIT No1 MARK

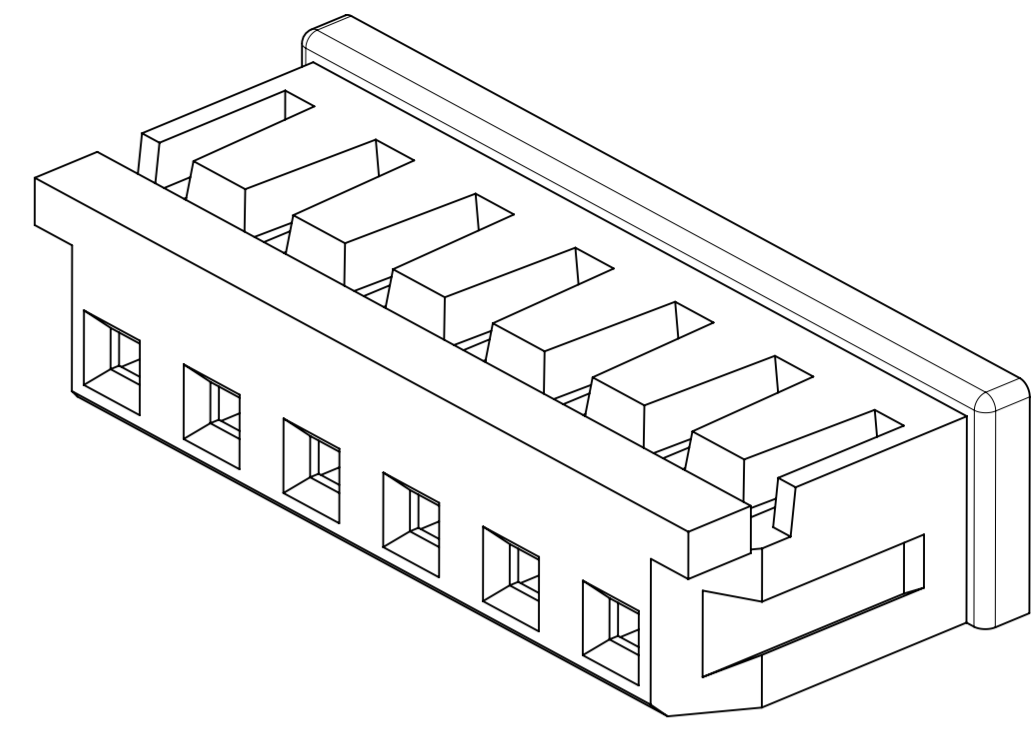
③
トレードマーク
TRADE MARK

CIRCUIT 1

CIRCUIT N



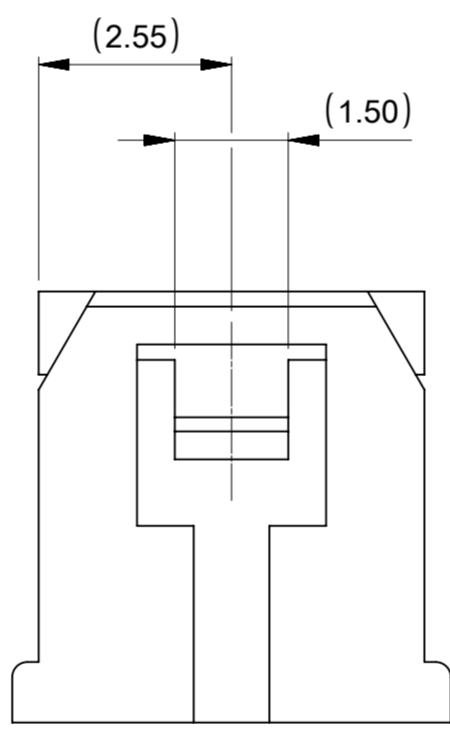
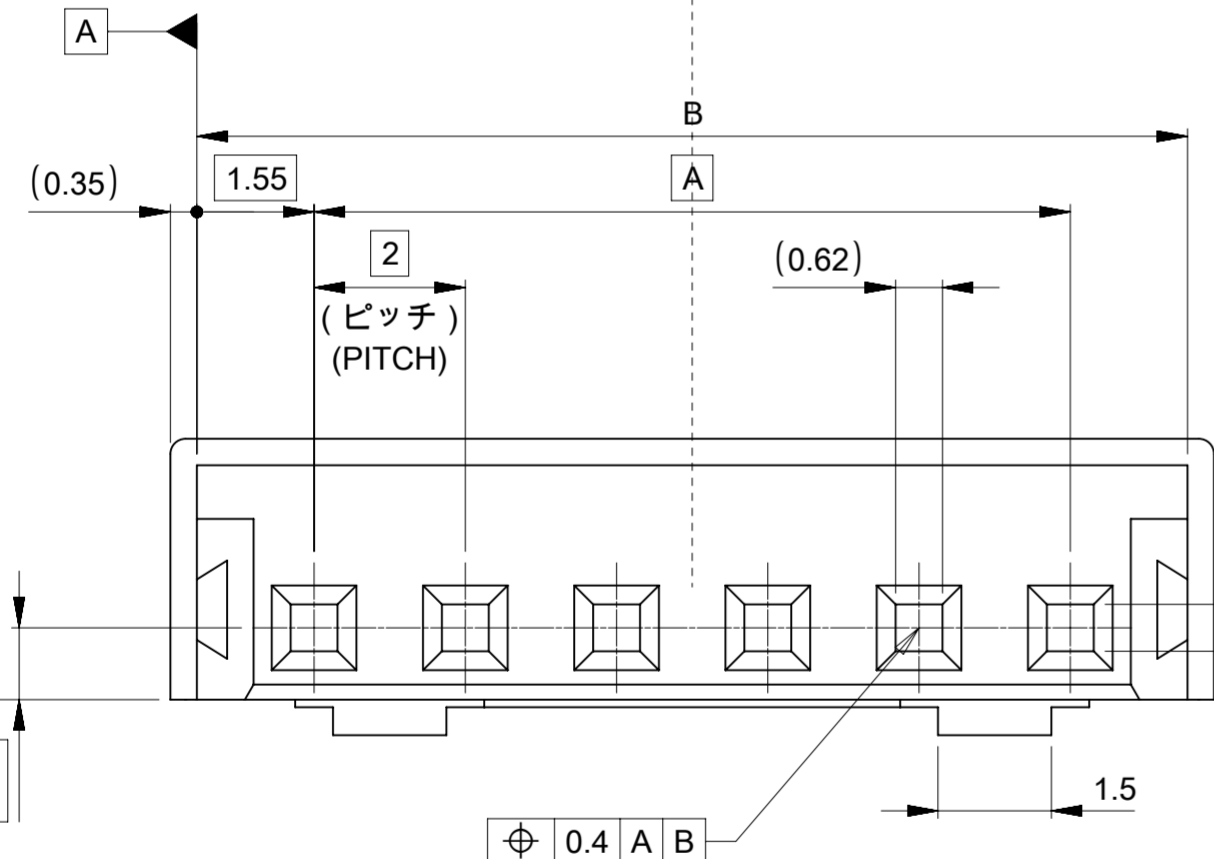
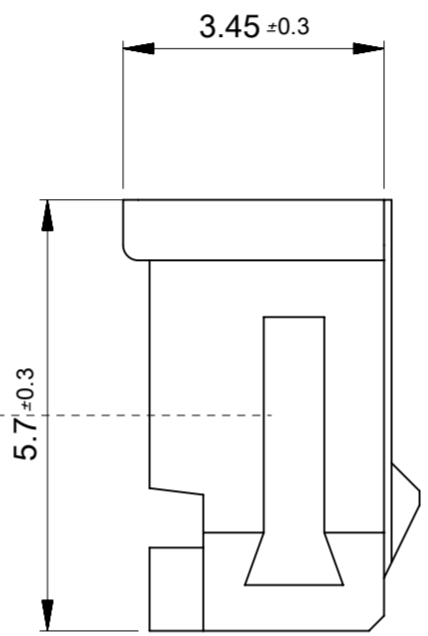
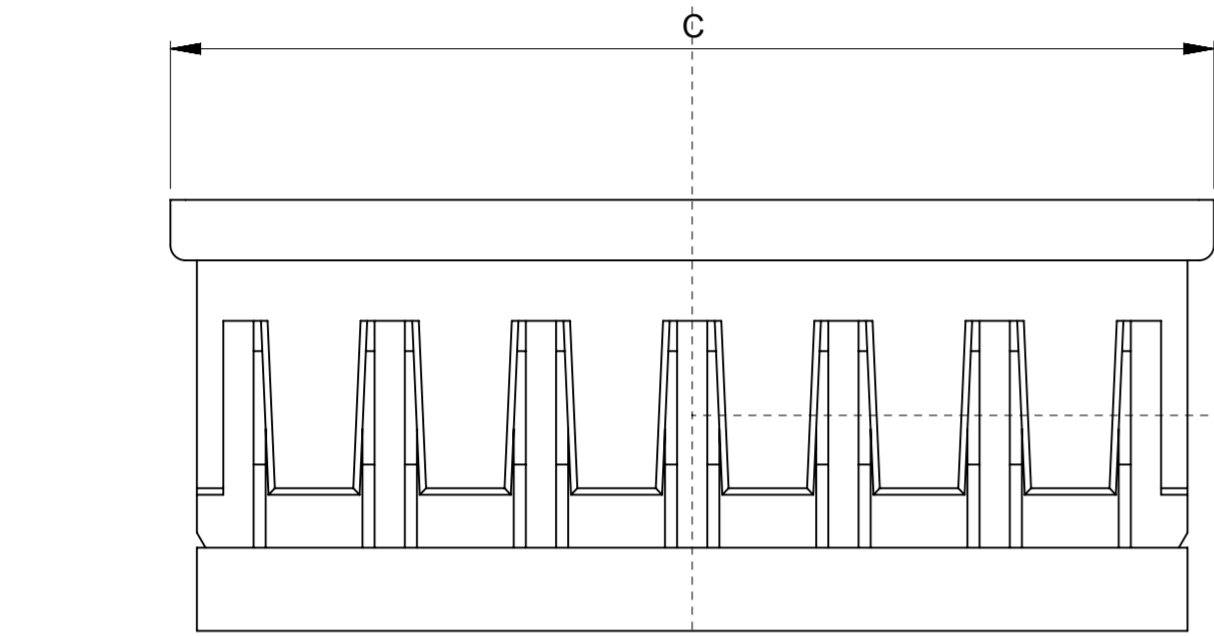
ターミナル装着状態図
TERMINAL ASSEMBLY DRAWING



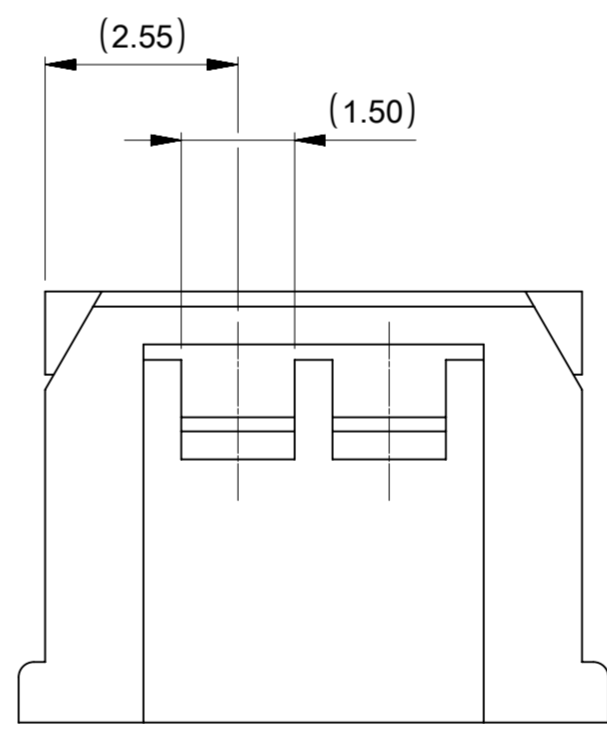
NOTES

- ① 材質 : TABLE 1
MATERIAL : TABLE 1
- ② 適用製品及び各種仕様書はSHEET 2 をご参考ください。
PLEASE REFER TO SHEET 2 FOR APPLICABLE PRODUCTS AND VARIOUS SPECIFICATIONS.
- ③ トレードマーク : Mプラス1~2文字の製造工場を表すアルファベットにて構成。
但し、"J"はJAPANを示す。(例: MXJ)
TRADE MARK: M AND THE NEXT 1~2 MORE LETTERS SHOW MANUFACTORY WHEN "J" MEANS JAPAN. (e.g. MXJ)
- ④ オーダー番号 ORDER NO
51065**0*

色番号 COLOR CODE	
0	ナチュラル(白) NATURAL (WHITE)
1	黒 BLACK



2極の場合
FOR 2 CKT



3極の場合
FOR 3 CKT

NOM	TOL	NOM	TOL	NOM	色 COLOR	極数 CIRCUITS
31.8	±0.30	31.1	±0.30	28	//	510651500 15
29.8		29.1		26		510651400 14
27.8		27.1		24		510651300 13
25.8		25.1		22		510651200 12
23.8		23.1		20		510651100 11
21.8		21.1		18		510651000 10
19.8		19.1		16		510650900 9
17.8		17.1		14		510650800 8
15.8		15.1		12		510650700 7
13.8		13.1		10		510650600 6
11.8		11.1		8	510650500 5	
9.8		9.1		6	510650400 4	
7.8	±0.20	7.1	±0.20	4	510650300 3	
5.8		5.1		2	510650201 510650200 2	
					黒 BLACK	ナチュラル(白) NATURAL (WHITE)
					④ オーダー番号 ORDER NO	極数 CIRCUITS
					梱包形態: ポリ袋 PACKAGING: POLYBAG	

THIS DRAWING CONTAINS INFORMATION THAT IS PROPRIETARY TO MOLEX ELECTRONIC TECHNOLOGIES, LLC AND SHOULD NOT BE USED WITHOUT WRITTEN PERMISSION

DIMENSION UNITS	SCALE	CURRENT REV DESC: REDRAWN AND REVISED	
mm	NTS		
GENERAL TOLERANCES (UNLESS SPECIFIED)			
ANGULAR TOL	± 3.0°		
4 PLACES	± 0.2	EC NO: 636761	2019/10/23
3 PLACES	± 0.2	DRWN: HHUSSIN	2020/04/30
2 PLACES	± 0.2	CHK'D: SAKIYAMA	2020/05/01
1 PLACE	± 0.2	APPR: KOMURAKAMI	
0 PLACES	± 0.2	INITIAL REVISION:	
DRAFT WHERE APPLICABLE MUST REMAIN WITHIN DIMENSIONS		DRWN: HHUSSIN	2019/10/23
		APPR: KOMURAKAMI	2020/05/01
THIRD ANGLE PROJECTION		DRAWING	SERIES
		A2-SIZE	51065
		MATERIAL NUMBER	CUSTOMER
		510650000-SD	GENERAL
		DOC TYPE	DOC PART
		PSD	000
		REVISION	A
		SHEET NUMBER	
		1 OF 2	

① TABLE 1

部品 PART	材質 MATERIAL
ハウジング HOUSING	POLYESTER (PBT), UL94V-0 COLOR: SEE CHART

△ 適用製品及び各種仕様書
 APPLICABLE PRODUCTS AND VARIOUS SPECIFICATIONS

梱包仕様書 PACKING SPECIFICATION	PART NUMBER		SPECIFICATION NUMBER		
	51065**0*		SPK-51065-001		
適用端子 APPLICABLE TERMINAL	PART NUMBER		PLATING TYPE		WIRE SIZE (AWG)
	502128*00		TIN		#24-30
	503728*00				#22-26
593548081		GOLD		#24-30	
適用嵌合相手 MATE WITH	THROUGH HOLE				
	TIN PLATING		GOLD PLATING		
	VERTICAL	RIGHT ANGLE	VERTICAL		
シリーズ番号 SERIES NO	53253	53254	502603		
製品仕様書 PRODUCT SPECIFICATION	510650000-PS/PS/000		510650001-PS/PS/000		

製品嵌合図は各"適用嵌合相手"図面参照のこと
 MATING VIEW : REFER TO EACH "MATE WITH" PART DRAWING

THIS DRAWING CONTAINS INFORMATION THAT IS PROPRIETARY TO MOLEX ELECTRONIC TECHNOLOGIES, LLC AND SHOULD NOT BE USED WITHOUT WRITTEN PERMISSION									
DIMENSION UNITS	SCALE	CURRENT REV DESC: REDRAWN AND REVISED				molex			
mm	NTS					MICRO-LATCH 2.0 WTB HSG			
GENERAL TOLERANCES (UNLESS SPECIFIED)						PRODUCT CUSTOMER DRAWING			
ANGULAR TOL	± 3.0°	EC NO: 636761				DOCUMENT NUMBER			
4 PLACES	± 0.2	DRWN: HHUSSIN 2019/10/23							
3 PLACES	± 0.2	CHK'D: SAKIYAMA 2020/04/30				510650000-SD			
2 PLACES	± 0.2	APPR: KOMURAKAMI 2020/05/01							
1 PLACE	± 0.2	INITIAL REVISION:				DOC TYPE DOC PART REVISION			
0 PLACES	± 0.2	DRWN: HHUSSIN 2019/10/23							
DRAFT WHERE APPLICABLE MUST REMAIN WITHIN DIMENSIONS		THIRD ANGLE PROJECTION		DRAWING	SERIES	MATERIAL NUMBER	CUSTOMER		SHEET NUMBER
				A2-SIZE	51065		GENERAL		2 OF 2