Dec.1.2020 Copyright 2020 HIROSE ELECTRIC CO., LTD. All Rights Reserved.
In case of consideration for using Automotive equipment / device which demand high reliability, kindly contact our sales window correspondents.

	COUNT	DESCRIPTION OF REVISIONS	BY	CHKD	DATE		COUNT	DESCRIPTION OF REVISIONS	BY	CHKD	DATE
△					. .	△					. .
△					. .	△					. .
△					. .	△					. .

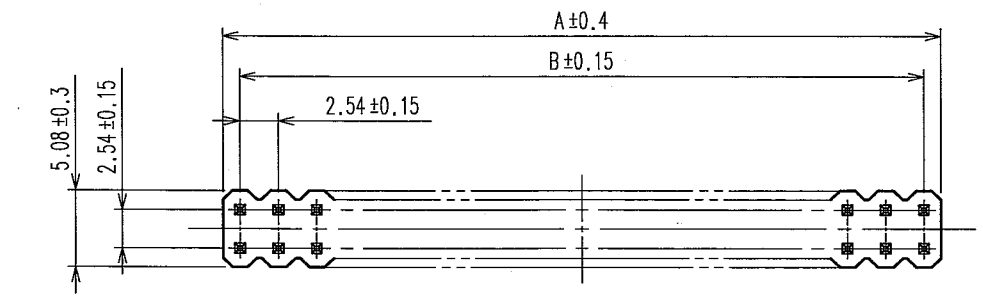

RECOMMENDED PC BOARD HOLE PATTERN

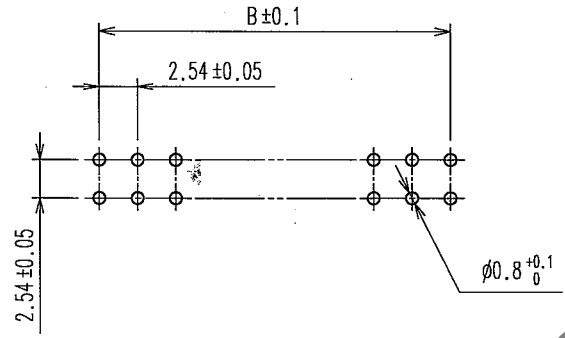

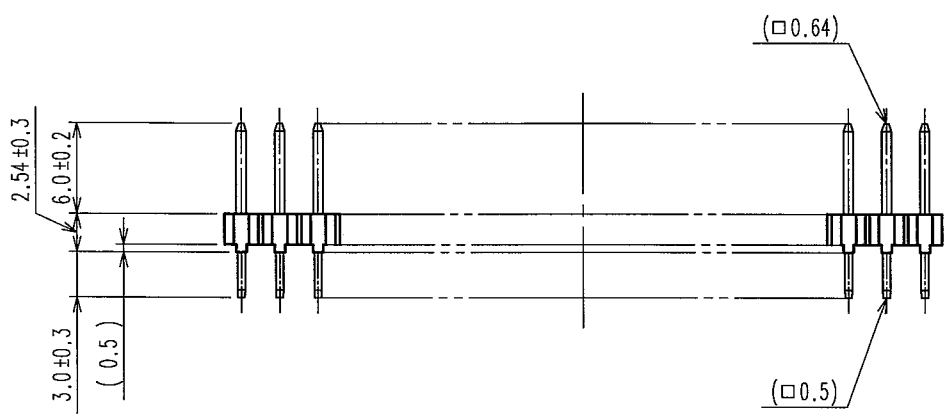

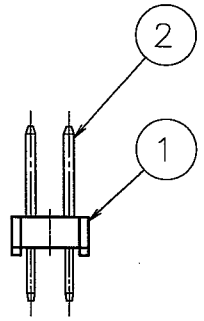

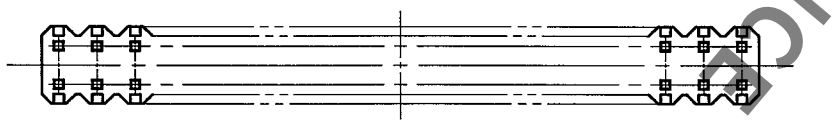

PART No.	CODE No.	2	A	B
A1- 4PA-2.54DSA(71)	CL619-0036-1-71	4	4.78	2.54
A1- 6PA-2.54DSA(71)	CL619-0021-4-71	6	7.32	5.08
A1- 8PA-2.54DSA(71)	CL619-0037-4-71	8	9.86	7.62
A1-10PA-2.54DSA(71)	CL619-0022-7-71	10	12.40	10.16
A1-12PA-2.54DSA(71)	CL619-0023-0-71	12	14.94	12.70
A1-14PA-2.54DSA(71)	CL619-0024-2-71	14	17.48	15.24
A1-16PA-2.54DSA(71)	CL619-0025-5-71	16	20.02	17.78
A1-18PA-2.54DSA(71)	CL619-0026-8-71	18	22.56	20.32
A1-20PA-2.54DSA(71)	CL619-0027-0-71	20	25.10	22.86
A1-24PA-2.54DSA(71)	CL619-0028-3-71	24	30.18	27.94
A1-26PA-2.54DSA(71)	CL619-0029-6-71	26	32.72	30.48
A1-30PA-2.54DSA(71)	CL619-0030-5-71	30	37.80	35.56
A1-34PA-2.54DSA(71)	CL619-0031-8-71	34	42.88	40.64
A1-40PA-2.54DSA(71)	CL619-0032-0-71	40	50.50	48.26
A1-50PA-2.54DSA(71)	CL619-0033-3-71	50	63.20	60.96
A1-60PA-2.54DSA(71)	CL619-0034-6-71	60	75.90	73.66
A1-64PA-2.54DSA(71)	CL619-0035-9-71	64	80.98	78.74

NOTES 1. THE DIMENSIONS IN PARENTHESES ARE FOR REFERENCE.
2 NUMBER OF CONTACTS.

HRS DRAWING FOR REFERENCE

NO.	MATERIAL	FINISH, REMARKS	NO.	MATERIAL	FINISH, REMARKS
1	PBT	BLACK UL94V-0	2	BRASS	CONTACT AREA : GOLD 0.2μm min DIP AREA : TIN-PLATING 2μm min UNDER PLATING : NICKEL 2.5μm min

CODE NO.(OLD)	DRAWN	DESIGNED	CHECKED	APPROVED	RELEASED
CL	K.NAKAMURA 06.01.23	K.NAKAMURA 06.01.23	K.Ozawa '06.01.23	H.Okawa '06.01.23	. .

SCALE FREE
UNITS mm
DRAWING NO. EDC3-152791-21
HRS HIROSE ELECTRIC CO., LTD
PART NO. A1-**PA-2.54DSA(71)
CODE NO. CL619
1/1

TO
PCK