

## TECHNICAL CHARACTERISTICS

### SPECIFICATION

- >Contact Rating:
  - Switching: 25mA, 24VDC
  - Non-Switching: 100mA, 50VDC
- >Contact Resistance:
  - Initial: 50mOHM max.
  - After Life Test: 100mOHM max.
- >Insulation Resistance: min. 100MOHM at 500VDC
- >Dielectric Strength: 500VAC for 1 minute
- >Operating Force: 1000g max.
- >Mechanical Life: min. 5000 cycles
- >Electrical Life: 2000 cycles / 25mA, 24VDC
- >Raise Actuator Type

### MATERIAL

- >Cover: PBT UL 94V-0, color Red
- >Base: PA 66 UL 94V-0, color Black
- >Actuator: PA 66 UL 94V-0, color White
- >Contact: Gold Plated
- >Terminal: Tin Plated

### SOLDERING INFORMATION

- >Terminal in THT version
- >Wave soldering 260°C 10sec. max
- >Hand soldering with 30W or under at 350°C for 3 sec. max or at 270°C for 5 sec max
- >Keep in "off" position during soldering
- >Ultrasonic cleaning not re-commended
- >Any inflow of Flux into the switch may influence the contact function

### ENVIRONMENTAL

- >Storage condition: -40°C ~ +85°C
- >Operation condition: -40°C ~ +85°C
- >Compliance: Lead Free, ROHS, Reach

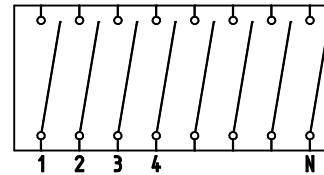
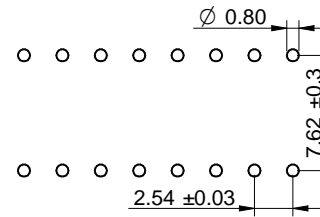
### PACKAGING INFORMATION

- >Tube packaging only
- >On delivery in "off" position

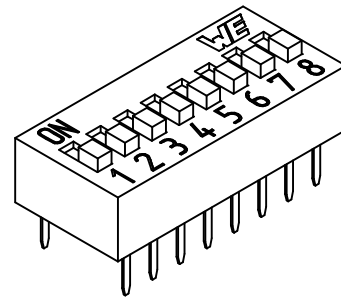
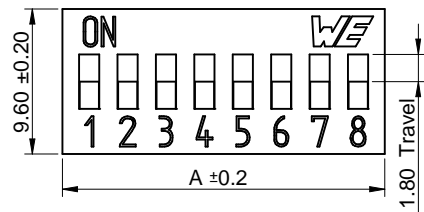
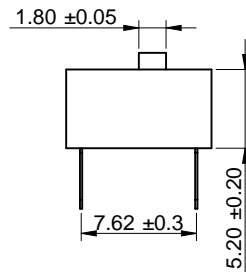
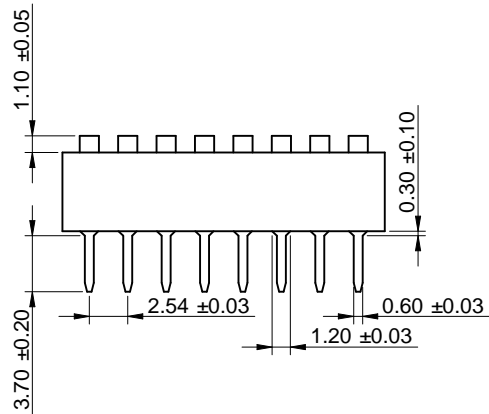
### DIMENSION

No.Of Pole	1	2	3	4	5	6
Dim. A (mm)	3.54	6.08	8.62	11.16	13.70	16.24
No.Of Pole	7	8	9	10	12	
Dim. A (mm)	18.78	21.32	23.86	26.40	31.48	

Scale - 2:1



Wiring Diagram



This electronic component is designed and developed with the intention for use in general electronics equipments.

Before incorporating the components into any equipments in the field such as aerospace, aviation, nuclear control, submarine, transportation, (automotive control, train control, ship control), transportation signal, disaster prevention, medical, public information network etc. where higher safety and reliability are especially required or if there is possibility of direct damage or injury to human body, Wurth Elektronik must be asked for a written approval.

In addition, even electronic component in general electronic equipments, when used in electrical circuits that require high safety, reliability functions or performance, the sufficient reliability evaluation-check for the safety must be performed before by the user before usage.

		GENERAL TOLERANCE		Basic material					
		.x = +/- 0,2 .xx = +/- 0,15							
		Date	Name		DESCRIPTION				
		Drawn	Jelisarow						
		Checked	Hsu						
					WS-DITV,THT version raise Actuator without top tape sealed				
b	revised MatchCode	14-07-24	AL	Würth Elektronik RDX	Scale	2:1	Position		SIZE
a	warning text	11-10-26	WJ		Drawing.- No.	4181172709xx			A4
REV	FILE	DATE	BY	EDV NO	4181172709xx.dft		System :Solid Edge V20		

# Mouser Electronics

Authorized Distributor

Click to View Pricing, Inventory, Delivery & Lifecycle Information:

## Würth Electronics:

[418117270906](#) [418117270901](#) [418117270902](#) [418117270903](#) [418117270904](#) [418117270905](#) [418117270907](#)  
[418117270908](#) [418117270909](#) [418117270910](#) [418117270912](#) [418117270909A](#)