

Transpillars, a rugged insulated mounting system



Transpillars
Style 1



Transpillars
Style 2



Transpillars
Style 3

See below:
[Approvals and Compliances](#)

Description

- Versatile and rugged insulation mounting system
- Various combination of stud and insert
- Metric threads and lengths
- Studs and inserts moulded into nylon pyllar
- Body hexagonal or cylindric
- custom specific versions on request

Technical Data

Material	Stud threads - steel zinc plated BS class 5G Insert threads - plain brass BS class 6H Body - nylon 66, UL 94V-2	Storage Conditions	0°C to 40°C max. 70% r.h.
Dielectric Strength	> 11 kVDC		
Insulation Resistance	> 10000 MΩ @ 500 VDC (min thickness 1mm)		
Allowable Operation Temperature	-20°C to +80°C		


Approvals and Compliances

Detailed information on product approvals, code requirements, usage instructions and detailed test conditions can be looked up in [Details about Approvals](#)

SCHURTER products are designed for use in industrial environments. They have approvals from independent testing bodies according to national and international standards. Products with specific characteristics and requirements such as required in the automotive sector according to IATF 16949, medical technology according to ISO 13485 or in the aerospace industry can be offered exclusively with customer-specific, individual agreements by SCHURTER.



Application standards

Application standards where the product can be used

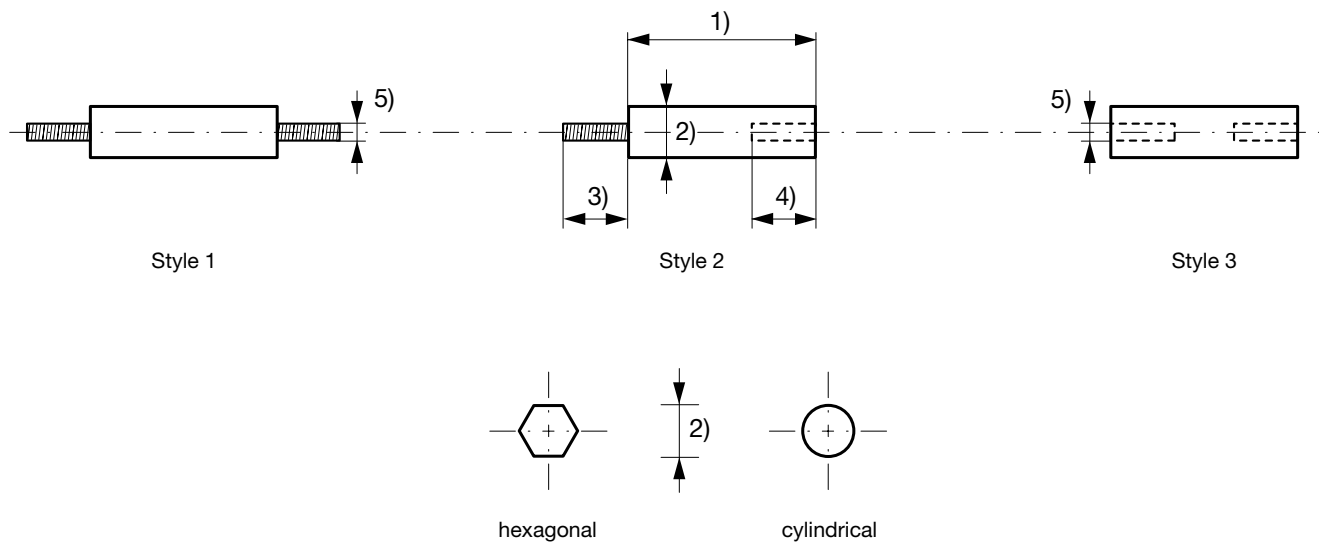
Organization	Design	Standard	Description
	Designed for applications acc.	IEC/UL 62368-1	IEC 62368-1 includes the basic requirements for safety of audio, video, information technology and office equipment.

Compliances

The product complies with following Guide Lines

Identification	Details	Initiator	Description
	RoHS	SCHURTER AG	Directive RoHS 2011/65/EU, Amendment (EU) 2015/863
	REACH	SCHURTER AG	On 1 June 2007, Regulation (EC) No 1907/2006 on the Registration, Evaluation, Authorization and Restriction of Chemicals 1 (abbreviated as "REACH") entered into force.

Dimensions [mm]



- 1) Length
- 2) Diameter
- 3) Stud length
- 4) Insert depth
- 5) Thread size

All Variants

Style	Length [mm]	Form	Thread size	Diameter [mm]	Stud length [mm]	Insert depth [mm]	Order Number
1	13	cylindrical	M3	7	6.5	-	9831.3100
1	13	hexagonal	M3	7	6.5	-	9631.3100
1	22	cylindrical	M4	9.5	9.5	-	9842.2100
1	22	cylindrical	M5	12.5	12.5	-	9852.2100
1	22	hexagonal	M4	10	9.5	-	9642.2100
1	22	hexagonal	M5	13	12.5	-	9652.2100
1	25	cylindrical	M3	7	6.5	-	9832.5100
1	25	cylindrical	M5	12.5	12.5	-	9852.5100
1	25	hexagonal	M3	7	6.5	-	9632.5100
1	32	cylindrical	M6	16	12.5	-	9863.2100
1	32	hexagonal	M6	16	12.5	-	9663.2100
1	38	cylindrical	M5	12.5	12.5	-	9853.8100
1	38	cylindrical	M6	16	12.5	-	9863.8100
2	13	cylindrical	M3	7	6.5	4.5	9831.3200
2	13	hexagonal	M3	7	6.5	4.5	9631.3200
2	16	cylindrical	M4	9.5	9.5	6.5	9841.6200
2	16	hexagonal	M4	10	9.5	6.5	9641.6200
2	22	cylindrical	M5	12.5	12.5	8	9852.2200
2	22	hexagonal	M5	13	12.5	8	9652.2200
2	25	cylindrical	M3	7	6.5	4.5	9832.5200
2	25	cylindrical	M4	9.5	9.5	6.5	9842.5200
2	25	cylindrical	M5	12.5	12.5	8	9852.5200
2	25	hexagonal	M3	7	6.5	4.5	9632.5200
2	25	hexagonal	M4	10	9.5	6.5	9642.5200
2	25	hexagonal	M5	13	12.5	8	9652.5200
2	32	cylindrical	M4	9.5	9.5	6.5	9843.2200
2	32	cylindrical	M6	16	12.5	12.5	9863.2200
2	32	hexagonal	M6	16	12.5	12.5	9663.2200

Style	Length [mm]	Form	Thread size	Diameter [mm]	Stud length [mm]	Insert depth [mm]	Order Number
2	38	cylindrical	M4	9.5	9.5	6.5	9843.8200
2	38	cylindrical	M5	12.5	12.5	8	9853.8200
2	38	cylindrical	M6	16	12.5	12.5	9863.8200
2	38	hexagonal	M4	10	9.5	6.5	9643.8200
2	38	hexagonal	M5	13	12.5	8	9653.8200
2	38	hexagonal	M6	16	12.5	12.5	9663.8200
2	45.0	cylindrical	M5	12.5	12.5	8	9854.5200
2	45.0	hexagonal	M5	13	12.5	8	9654.5200
2	51	cylindrical	M5	12.5	12.5	8	9855.1200
2	51	cylindrical	M6	16	12.5	12.5	9865.1200
2	51	hexagonal	M5	13	12.5	8	9655.1200
2	51	hexagonal	M6	16	12.5	12.5	9665.1200
2	64	cylindrical	M6	16	12.5	12.5	9866.4200
3	13	cylindrical	M3	7	-	4.5	9831.3300
3	13	hexagonal	M3	7	-	4.5	9631.3300
3	16	cylindrical	M3	7	-	4.5	9831.6300
3	16	cylindrical	M4	9.5	-	6.5	9841.6300
3	16	hexagonal	M4	10	-	6.5	9641.6300
3	19	cylindrical	M3	7	-	4.5	9831.9300
3	19	cylindrical	M4	9.5	-	6.5	9841.9300
3	19	hexagonal	M4	10	-	6.5	9641.9300
3	22	cylindrical	M5	12.5	-	8	9852.2300
3	22	hexagonal	M5	13	-	8	9652.2300
3	25	cylindrical	M3	7	-	4.5	9832.5300
3	25	cylindrical	M4	9.5	-	6.5	9842.5300
3	25	hexagonal	M3	7	-	4.5	9632.5300
3	25	hexagonal	M4	10	-	6.5	9642.5300
3	32	cylindrical	M3	7	-	4.5	9833.2300
3	32	cylindrical	M6	16	-	12.5	9863.2300
3	32	hexagonal	M3	7	-	4.5	9633.2300
3	32	hexagonal	M6	16	-	12.5	9663.2300
3	38	cylindrical	M3	7	-	4.5	9833.8300
3	38	hexagonal	M3	7	-	4.5	9633.8300
3	51	cylindrical	M4	12.5	-	6.5	9690.0100
3	51	cylindrical	M6	16	-	12.5	9865.1300
3	51	hexagonal	M4	10	-	6.5	9645.1300
3	51	hexagonal	M6	16	-	12.5	9665.1300
3	64	cylindrical	M5	12.5	-	8	9856.4300
3	64	hexagonal	M4	10	-	6.5	9646.4300
3	64	hexagonal	M5	13	-	8	9656.4300

Most Popular.

Availability for all products can be searched real-time: <https://www.schurter.com/en/Stock-Check/Stock-Check-SCHURTER>

Packaging unit 100 Pcs

Mouser Electronics

Authorized Distributor

Click to View Pricing, Inventory, Delivery & Lifecycle Information:

Schurter:

<u>9631.3100</u>	<u>9631.3300</u>	<u>9632.5100</u>	<u>9641.6200</u>	<u>9642.2100</u>	<u>9654.5200</u>	<u>9631.3200</u>	<u>9632.5200</u>	<u>9632.5300</u>	<u>9633.2300</u>
<u>9633.8300</u>	<u>9641.6300</u>	<u>9642.5200</u>	<u>9643.8200</u>	<u>9645.1300</u>	<u>9653.8200</u>	<u>9656.4300</u>	<u>9663.2200</u>	<u>9663.8200</u>	<u>9665.1200</u>
<u>9831.3200</u>	<u>9831.3300</u>	<u>9832.5200</u>	<u>9832.5300</u>	<u>9833.2300</u>	<u>9833.8300</u>	<u>9841.6200</u>	<u>9842.5200</u>	<u>9842.5300</u>	<u>9843.8200</u>
<u>9852.5200</u>	<u>9853.8200</u>	<u>9855.1200</u>	<u>9863.2200</u>	<u>9865.1200</u>	<u>9856.4300</u>	<u>9841.9300</u>	<u>9863.8100</u>	<u>9865.1300</u>	<u>9690.0100</u>
<u>9852.2300</u>	<u>9641.9300</u>	<u>9853.8100</u>	<u>9841.6300</u>	<u>9665.1300</u>	<u>9652.5200</u>	<u>9832.5100</u>	<u>9863.2300</u>	<u>9663.2300</u>	<u>9652.2300</u>
<u>9831.9300</u>	<u>9863.2100</u>	<u>9652.2200</u>	<u>9831.6300</u>	<u>9863.8200</u>	<u>9646.4300</u>	<u>9663.2100</u>	<u>9854.5200</u>	<u>9642.5300</u>	<u>9852.2200</u>
<u>9852.2100</u>	<u>9655.1200</u>	<u>9652.2100</u>	<u>9866.4200</u>	<u>9842.2100</u>	<u>9831.3100</u>	<u>9852.5100</u>			