



(2.00 mm) .0787"

TMMH-125-04-L-DV-EP

TMMH-135-04-F-DV-LC

# FLEXIBLE SMT HEADER

## SPECIFICATIONS

For complete specifications and recommended PCB layouts see [www.samtec.com/TMMH](http://www.samtec.com/TMMH)

### Insulator Material:

Black Liquid Crystal Polymer

### Terminal Material:

Phosphor Bronze

### Plating:

Sn or Au over

50 μ" (1.27 μm) Ni

### Current Rating (TMMH/ESQT):

4.5 A per pin

(2 pins powered)

### Current Rating (TMMH/SQT):

5.1 A per pin

(2 pins powered)

### Operating Temp Range:

-55 °C to +105 °C with Tin;

-55 °C to +125 °C with Gold

### Voltage Rating:

281 VAC mated with SQW;

250 VAC mated with SQT

### RoHS Compliant:

Yes

## PROCESSING

### Lead-Free Solderable:

Yes

### SMT Lead Coplanarity:

(0.10 mm) .004" max

## RECOGNITIONS

For complete scope of recognitions see [www.samtec.com/quality](http://www.samtec.com/quality)



FILE NO. E111594

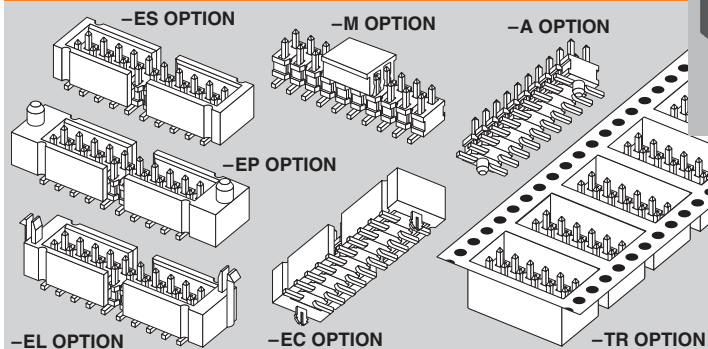
### Board Mates:

CLT, SQT, SQW, ESQT,  
TLE, SMM, MMS

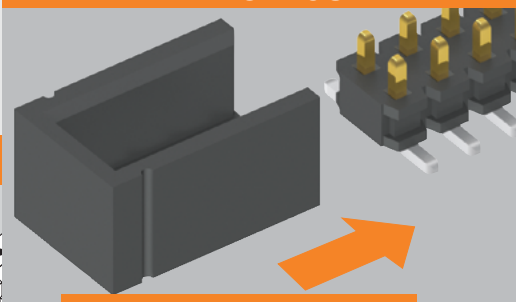
### Cable Mates:

TCSD

## OPTIONS



## FLEX SHROUD



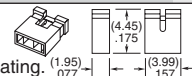
## OTHER SOLUTIONS

### Through-hole



### 2 mm Shunt

Specify 2SN-BK-G for  
2 mm shunt with Gold plating.



TMMH

1

NO. PINS  
PER ROWLEAD  
STYLEPLATING  
OPTION

03 thru 50

Specify  
LEAD STYLE  
from chart

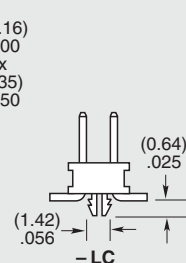
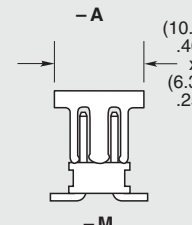
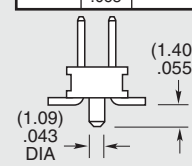
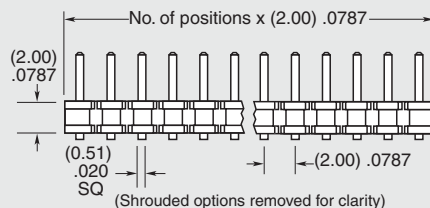
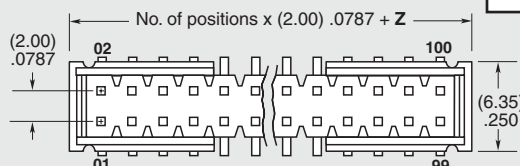
-F  
= Gold flash  
on post,  
Matte Tin on tail

-L  
= 10 μ" (0.25 μm)  
Gold on post,  
Matte Tin on tail

-T  
= Matte Tin

OPTION	Z
-ES	(2.92) .115
-EC	(4.70) .185
-EP & -EPC	(6.10) .240
-EL & -EBC	(4.45) .175

LEAD STYLE	A	MATES WITH
-01	(3.20) .126	SQT, SQW, ESQT, TLE, SMM, MMS, TCSD
-04	(1.91) .075	CLT
-05	(1.65) .065	



## ALSO AVAILABLE (MOQ Required)

- Other platings

### Note:


Some lengths, styles and options are non-standard, non-returnable.

Due to technical progress, all designs, specifications and components are subject to change without notice.



[WWW.SAMTEC.COM](http://WWW.SAMTEC.COM)

All parts within this catalog are built to Samtec's specifications.


Customer specific requirements must be approved by Samtec and identified in a Samtec customer-specific drawing to apply.




TMMH-110-01-F-DV-A



TMMH-114-04-L-DV

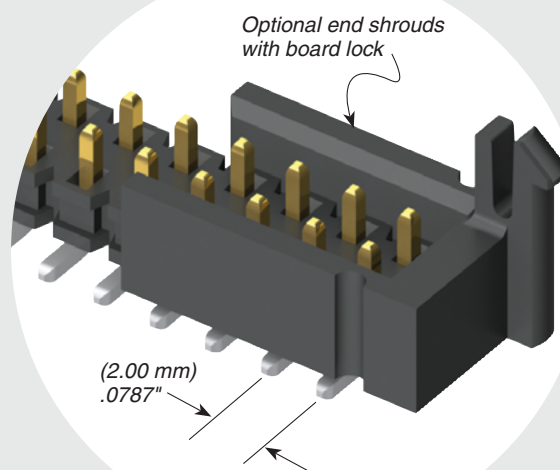
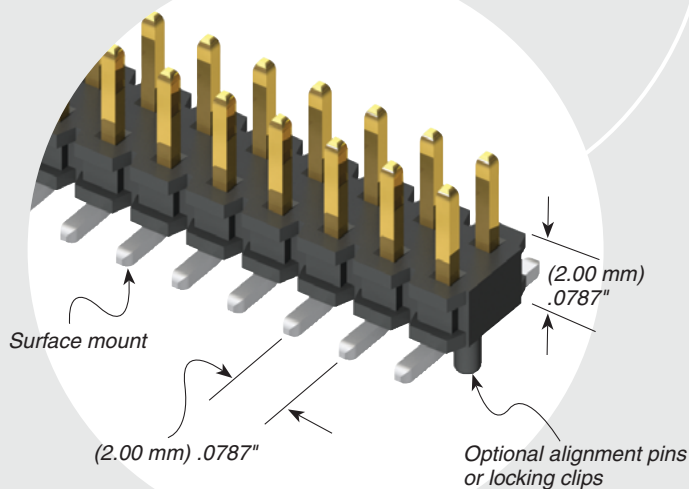


TMMH-118-04-F-DV-EL



TMMH-110-01-F-DV

## TMMH SERIES

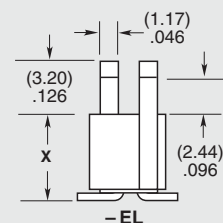
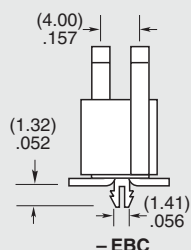


## DV

## FLEX SHROUD OPTIONS

## OTHER OPTIONS

LEAD STYLE	X	Y
-01	(5.84) .230	(4.45) .175
-04 & -05	(4.50) .177	(3.02) .119



All Flex Shroud options require 9 pins/row minimum  
(For board-to-board interfaces. Will not mate with TCSD)

### -ES

= End Shroud  
(For best cost also see TSH Series)

### -EC

= End Shroud with Locking Clip  
(For best cost also see TSH Series)  
(Manual placement required)

### -EP

= End Shroud with Guide Post

### -EL

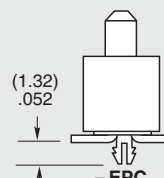
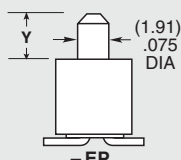
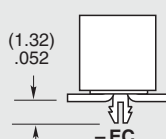
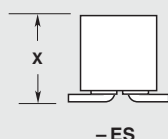
= End Shroud with Board Lock  
(Boards are positively locked and cannot be unmated)

### -EBC

= End Shroud with Board Lock and Locking Clip  
(Boards are positively locked and cannot be unmated)

### -EPC

= End Shroud with Guide Post and Locking Clip  
(Manual placement required)



### -“XXX”

= Polarized Position. Specify position of omitted pin

### -A

= Alignment Pin  
(3 positions minimum)  
(Not available with -LC)

### -LC

= Locking Clip  
(5 positions minimum)  
(Not available with -A)  
(Manual placement required)

### -M

= Pick & Place Pad  
(5 positions minimum)

### -TR

= Tape & Reel Packaging  
(36 positions maximum)  
(Flex Shroud options not available except -ES, -EP & -EL)

Due to technical progress, all designs, specifications and components are subject to change without notice.

[WWW.SAMTEC.COM](http://WWW.SAMTEC.COM)

All parts within this catalog are built to Samtec's specifications.  
Customer specific requirements must be approved by Samtec and identified in a Samtec customer-specific drawing to apply.

# Mouser Electronics

Authorized Distributor

Click to View Pricing, Inventory, Delivery & Lifecycle Information:

[Samtec:](#)

[TMMH-113-06-L-T](#)