

Connector - SACC-M 8FS-3CON-M-SH - 1506927

Please be informed that the data shown in this PDF Document is generated from our Online Catalog. Please find the complete data in the user's documentation. Our General Terms of Use for Downloads are valid (<http://phoenixcontact.com/download>)



Connector, 3-position, shielded, Socket straight M8, A-coded, Solder connection, Knurl material: Nickel-plated brass, External cable diameter 3.5 mm ... 5 mm

Product Features

- Safe use in the field, thanks to a high degree of protection
- Flexible: connectors for on-site assembly
- Reliable signal transmission - 360° shielding in environments with electromagnetic interference



Key Commercial Data

Packing unit	1 pc
Weight per Piece (excluding packing)	18.0 g
Custom tariff number	85366990
Country of origin	Germany

Technical data

Dimensions

External cable diameter	3.5 mm ... 5 mm
Stripping length of the sheath	21 mm
Stripping length of the individual wire	3 mm

Ambient conditions

Ambient temperature (operation)	-40 °C ... 85 °C (Plug / socket)
Degree of protection	IP67

General

Rated current at 40°C	4 A
Rated voltage	60 V
Number of positions	3
Insulation resistance	≥ 100 MΩ

Connector - SACC-M 8FS-3CON-M-SH - 1506927

Technical data

General

Coding	A - standard
Standards/regulations	M8 connector IEC 61076-2-104
Status display	No
Overvoltage category	II
Degree of pollution	3
Connection method	Solder connection
Conductor cross section	0.08 mm² ... 0.25 mm²
Conductor cross section AWG	28 ... 22
Insertion/withdrawal cycles	≥ 100
Torque	0.2 Nm (M8 knurl)

Material

Flammability rating according to UL 94	HB
Contact material	CuZn
Contact surface material	Au
Contact carrier material	PA
Material of grip body	Nickel-plated brass
Material, knurls	Nickel-plated brass
Sealing material	NBR

Standards and Regulations

Standard designation	M8 connector
Standards/regulations	IEC 61076-2-104
Flammability rating according to UL 94	HB

Classifications

eCl@ss

eCl@ss 4.0	27140815
eCl@ss 4.1	27140815
eCl@ss 5.0	27260701
eCl@ss 5.1	27260701
eCl@ss 6.0	27279221
eCl@ss 7.0	27440104
eCl@ss 8.0	27440104
eCl@ss 9.0	27440102

Connector - SACC-M 8FS-3CON-M-SH - 1506927

Classifications

ETIM

ETIM 2.0	EC001121
ETIM 3.0	EC002062
ETIM 4.0	EC002062
ETIM 5.0	EC002062

UNSPSC

UNSPSC 6.01	31251501
UNSPSC 7.0901	31251501
UNSPSC 11	31251501
UNSPSC 12.01	31251501
UNSPSC 13.2	31251501

Approvals

Approvals

Approvals

EAC / EAC / UL Recognized / cUL Recognized / cULus Recognized

Ex Approvals

Approvals submitted

Approval details

EAC

EAC

UL Recognized	
Nominal current I _N	4 A
Nominal voltage U _N	60 V

Connector - SACC-M 8FS-3CON-M-SH - 1506927

Approvals

cUL Recognized	
Nominal current I _N	4 A
Nominal voltage U _N	60 V

cULus Recognized 
--

Accessories

Accessories

Cable by the meter

Cable ring - SAC-3P-100,0-PUR/SH-0,25 - 1526525



Cable ring, black halogen-free PUR, 3-pos., shielded, 3 x 0.25 mm², conductor colors: brown/blue/black, cable length: 100 m

Protective cap

Screw plug - PROT-M 8 MS-PA-CHAIN - 1430860

M8 sealing cap made of plastic with fixing band for sensor cables, for M8 sockets



Screwdriver tools

Tool - SACC BIT M8-D12 - 1208474



Nut for assembling M8 connectors for assembly with a longitudinal knurl diameter of 12 mm, for 4 mm hexagonal drive

Connector - SACC-M 8FS-3CON-M-SH - 1506927

Accessories

Adapter insert - TSD-M SAC-BIT ADAPTER - 1212600



Adapter bit for TSD-M...torque tools, E6.3-1/4" drive with 4 mm hexagon to accommodate SAC bits

Torque tool

Torque screwdriver - TSD 02 SAC - 1208487



Torque screwdriver, with preset torque of 0.2 Nm and 4 mm hexagonal drive for M8 connectors

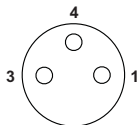
Torque screwdriver - TSD-M 1,2NM - 1212224



Torque screw driver, accuracy as per EN ISO 6789 standard, adjustable from 0.3 - 1.2 Nm

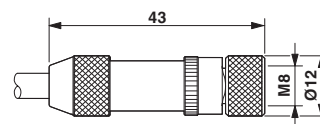
Drawings

Schematic diagram



Pin assignment M8 socket, 3-pos., view female side

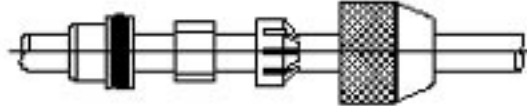
Dimensional drawing



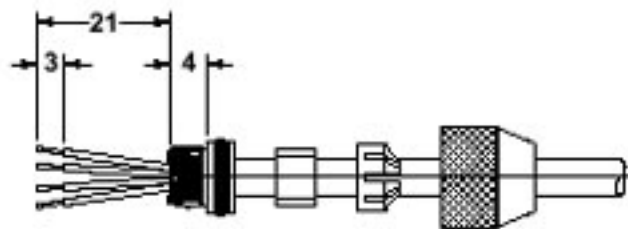
Socket M8 x 1, straight, shielded

Connector - SACC-M 8FS-3CON-M-SH - 1506927

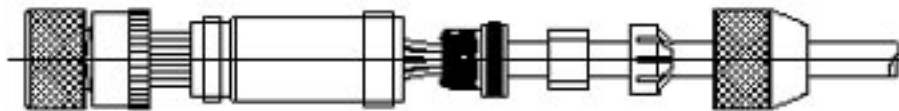
Functional drawing



Slide parts onto the conductor



Strip conductor, widen shield and lay around the shielding ring, cut off projecting mesh.

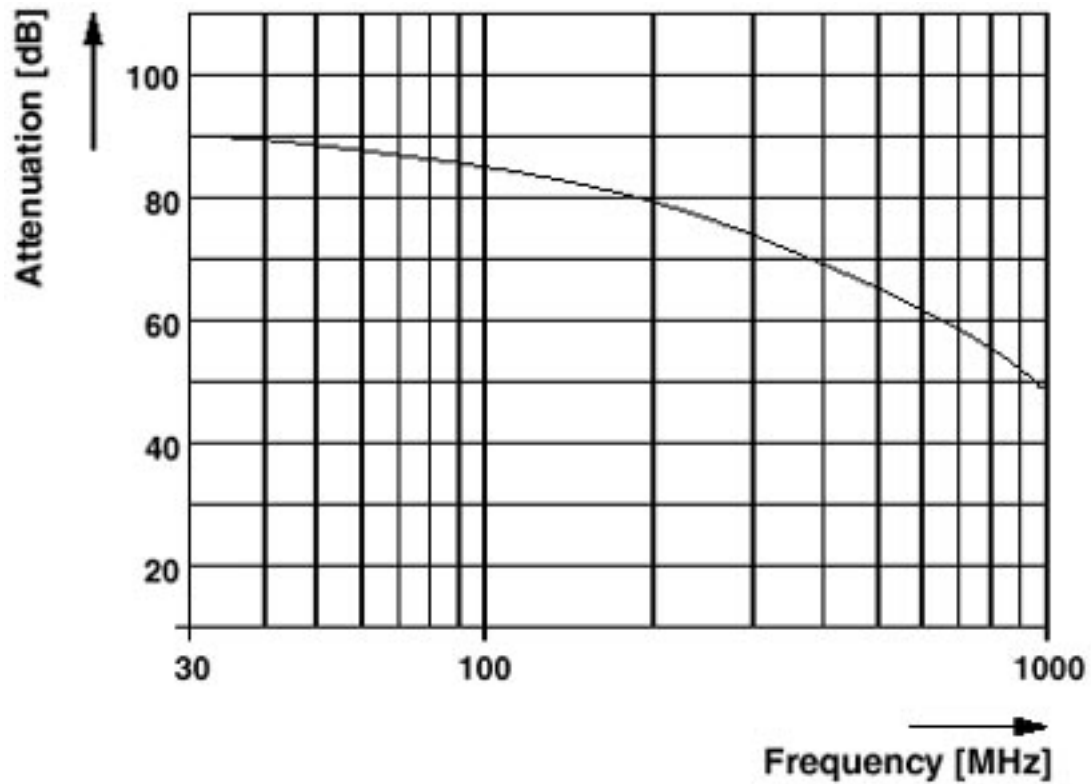


Slide cores through the housing, mount shielding ring, gasket and clamping cage. Tighten pressure screw to fix the cable. Solder on cores, mount male/female connector part and tighten pressure screw.

Assembly steps for M8 male/female plug and conductor

Connector - SACC-M 8FS-3CON-M-SH - 1506927

Diagram



Attenuation curve of the SACC... male/female connectors

Mouser Electronics

Authorized Distributor

Click to View Pricing, Inventory, Delivery & Lifecycle Information:

Phoenix Contact:

1506927