THIS DRAWING IS UNPUBLISHED. RELEASED FOR PUBLICATION -,- .
© COPYRIGHT - By - ALL RIGHTS RESERVED.

LOC	DIST
AD	47

REVISIONS

P	LTR	DESCRIPTION	DATE	DWN	APVD
	A2	REVISED PER ECO-12-007590	23JUL12	KH	MH

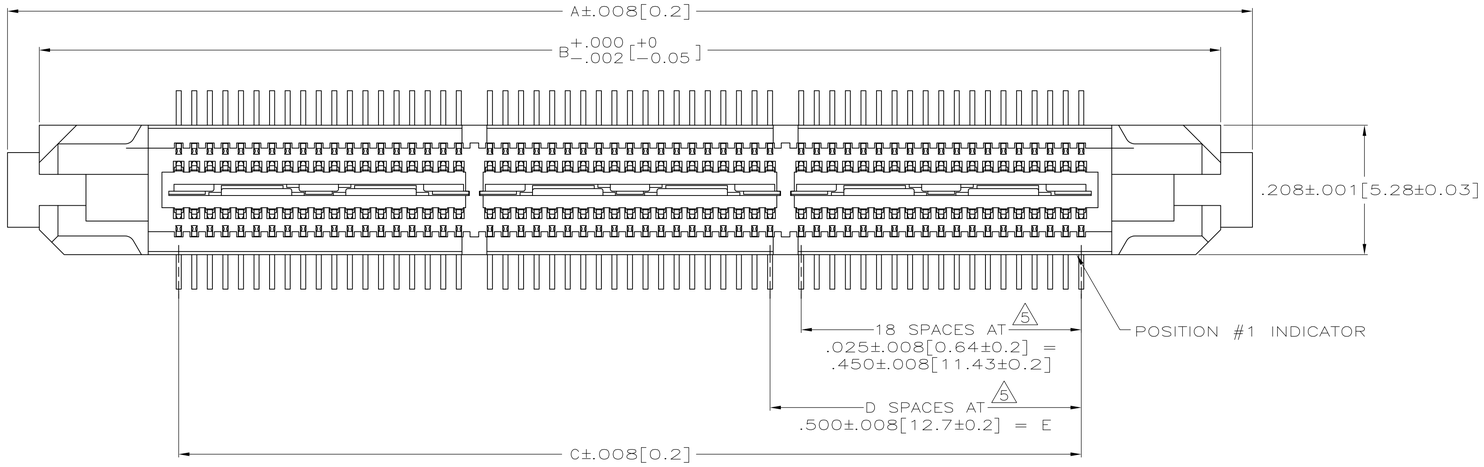

1. HOUSING: LIQUID CRYSTAL POLYMER, COLOR BLACK.
   CONTACTS: HIGH RELIABILITY COPPER ALLOY.
   GROUND BUSSES: BRASS, UNS C26000
2. CONTACTS & GROUND BUSES: NICKEL UNDERPLATE ALL OVER, MATING SURFACE PLATED TO MEET LEVEL 1 PERFORMANCE REQUIREMENTS OF TE PRODUCT SPECIFICATION 108-1422, SOLDER TAILS PLATED MATTE TIN.
3. DATE CODE MARKED IN AREA INDICATED ON SIDE OPPOSITE POSITION #1.
4. ONE GROUND BUS WITH 5 TAILS PER EACH MODULE.
5. TOLERANCE NON-ACCUMULATIVE.
6. FOR STANDARD APPLICATIONS, ORIENTATION HOLE TO BE ø.094±.002[2.39±0.05].
   FOR SLIP-FIT APPLICATIONS, ORIENTATION HOLE TO BE t.079#.001[2.00±0.03].
7. CONNECTORS PACKAGED ON 13 INCH DIA REELS PER EIA 481
8. NOT RELEASED FOR PRODUCTION.

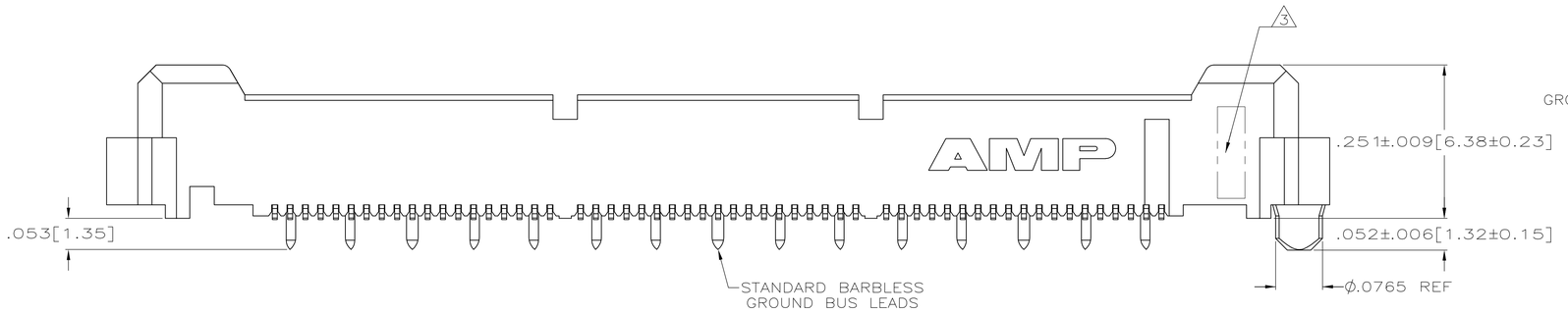

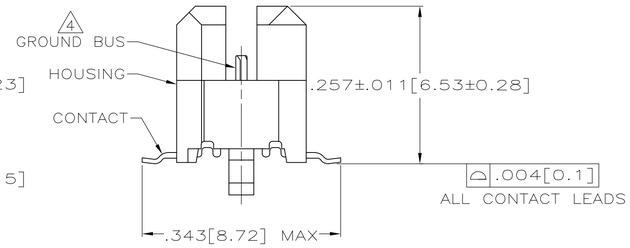

8 NO	4.724[120]	3.000[76.2]	6	3.450[87.63]	3.898[99.01]	4.000[101.6]	266	1-5767118-4
8 NO	4.094[104]	2.500[63.5]	5	2.950[74.93]	3.398[86.31]	3.500[88.9]	228	1-5767118-3
NO	3.465[88]	2.000[50.8]	4	2.450[62.23]	2.898[73.61]	3.000[76.2]	190	1-5767118-2
NO	3.465[88]	1.500[38.1]	3	1.950[49.53]	2.398[60.91]	2.500[63.5]	152	1-5767118-1
NO	2.835[72]	1.000[25.4]	2	1.450[36.83]	1.898[48.21]	2.000[50.8]	114	1-5767118-0
NO	2.205[56]	.500[12.7]	1	.950[24.13]	1.398[35.51]	1.500[38.1]	76	5767118-9
NO	1.732[44]	.000[0]	0	.450[11.43]	.898[22.81]	1.000[25.4]	38	5767118-8
8 YES	4.724[120]	3.000[76.2]	6	3.450[87.63]	3.898[99.01]	4.000[101.6]	266	5767118-7
8 YES	4.094[104]	2.500[63.5]	5	2.950[74.93]	3.398[86.31]	3.500[88.9]	228	5767118-6
YES	3.465[88]	2.000[50.8]	4	2.450[62.23]	2.898[73.61]	3.000[76.2]	190	5767118-5
YES	3.465[88]	1.500[38.1]	3	1.950[49.53]	2.398[60.91]	2.500[63.5]	152	5767118-4
YES	2.835[72]	1.000[25.4]	2	1.450[36.83]	1.898[48.21]	2.000[50.8]	114	5767118-3
YES	2.205[56]	.500[12.7]	1	.950[24.13]	1.398[35.51]	1.500[38.1]	76	5767118-2
YES	1.732[44]	.000[0]	0	.450[11.43]	.898[22.81]	1.000[25.4]	38	5767118-1
VACUUM COVER INCLUDED	F	E	D	C	B	A	NO OF POS	PART NUMBER

SEE SHEET 2 FOR RECOMMENDED PC BOARD LAYOUT AND PACKAGING DETAIL

THIS DRAWING IS A CONTROLLED DOCUMENT.

DIMENSIONS: INCHES

TOLERANCES UNLESS OTHERWISE SPECIFIED:
0 PLC ± –
1 PLC ± –
2 PLC ± –
3 PLC ± .005[0.13]
4 PLC ± –
ANGLES ± –

MATERIAL 1
FINISH 2

DWN G. ATTADIA 27 OCT 04
CHK D. DIXON 27 OCT 04
APVD D. DIXON 27 OCT 04
PRODUCT SPEC 108-1422
APPLICATION SPEC 114-11004
WEIGHT –

TE Connectivity

NAME PLUG ASSEMBLY, .260[6.6] VERTICAL, .025[0.64]CL, GULL WING LEADS, POCKET TAPE PACKAGED, MICTOR

SIZE	CAGE CODE	DRAWING NO	RESTRICTED TO
A1	00779	C-5767118	–

CUSTOMER DRAWING | SCALE 1:1 | SHEET 1 OF 2 | REV A2

4805 (3/11)

THIS DRAWING IS UNPUBLISHED. RELEASED FOR PUBLICATION -,- .
© COPYRIGHT - By - ALL RIGHTS RESERVED.

LOC	DIST
AD	47

REVISIONS

P	LTR	DESCRIPTION	DATE	DWN	APVD
	-	SEE SHEET 1	-	-	-

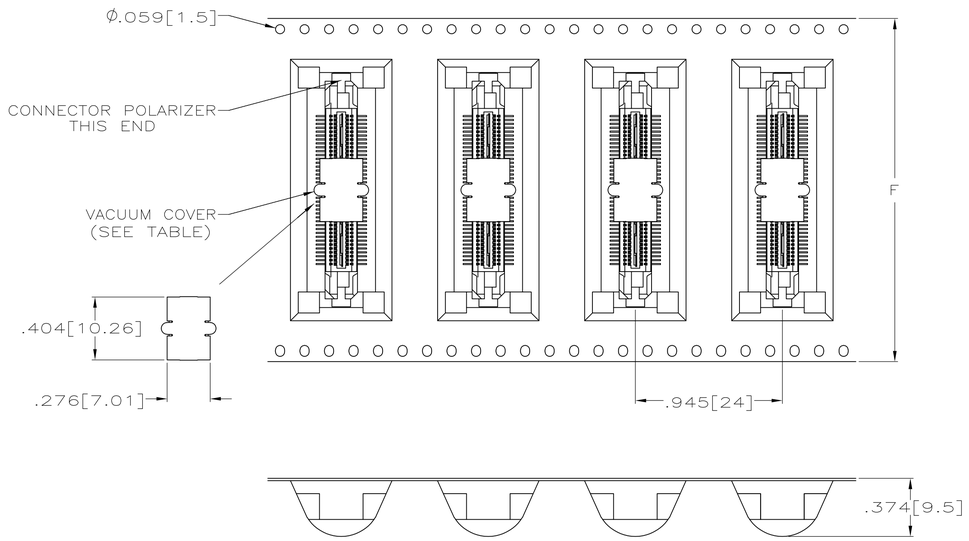

PACKAGING DETAIL 7
SCALE 2:1
DIMENSIONS ARE FOR REFERENCE

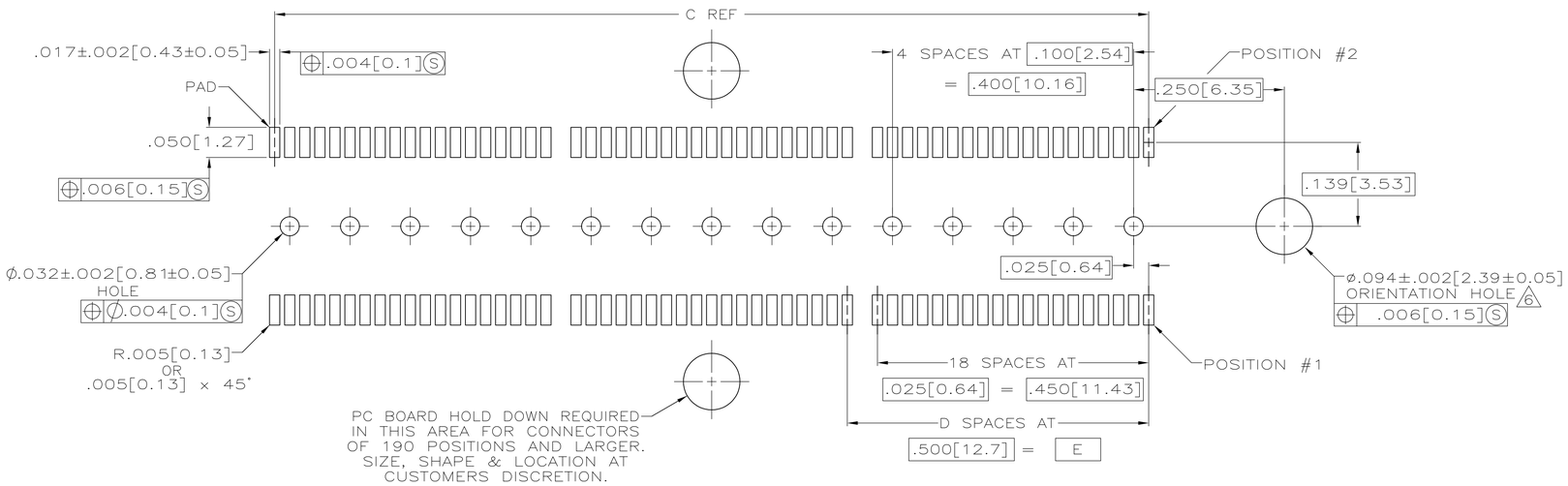

RECOMMENDED PC BOARD LAYOUT
(VIEWED FROM CONNECTOR SIDE)

THIS DRAWING IS A CONTROLLED DOCUMENT.		DWN G. ATTADIA 27 OCT 04	TE Connectivity
DIMENSIONS: INCHES	TOLERANCES UNLESS OTHERWISE SPECIFIED: 0 PLC ± - 1 PLC ± - 2 PLC ± - 3 PLC ± .005[0.13] 4 PLC ± - ANGLES ± -	CHK D. DIXON 27 OCT 04	NAME PLUG ASSEMBLY, .260[6.6] VERTICAL, .025[0.64]CL, GULL WING LEADS, POCKET TAPE PACKAGED, MICTOR
		APVD D. DIXON 27 OCT 04	
		PRODUCT SPEC —	
		APPLICATION SPEC —	SIZE A1 · CAGE CODE 00779 · DRAWING NO C-5767118 · RESTRICTED TO —
MATERIAL -	FINISH -	WEIGHT —	
		CUSTOMER DRAWING	SCALE 1:1 · SHEET 2 OF 2 · REV A2

4805 (3/11)

Mouser Electronics

Authorized Distributor

Click to View Pricing, Inventory, Delivery & Lifecycle Information:

TE Connectivity:

5767118-4