

- NOTES:
- MATERIAL: N - GLASS FILLED POLYESTER, UL94V-0, MOLDED NATURAL
 - FINISH: SEE TERMINAL DRAWINGS
 - PRODUCT SPECIFICATION: PS-08-50, PS-40-02, AND PS-45570-001
 - PACKAGING INFORMATION: SEE LEGEND
 - MATES WITH 3.96/(1.56) CENTER HEADERS AND 1.14/(.045) SQUARE OR ROUND PINS
 - HOUSING ACCEPTS STANDARD TERMINAL NOS.:
 2478 (18-24 AWG) WITH 2.79/(.110) MAX. INSULATION DIA.
 2578 (22-26 AWG) WITH 1.65/(.065) MAX. INSULATION DIA.
 OR TRIFURCON TERMINAL NOS.:
 6838 (18-24 AWG) WITH 2.79/(.110) MAX. INSULATION DIA.
 7258 (22-26 AWG) WITH 1.65/(.065) MAX. INSULATION DIA.
 OR MARKK TERMINAL NO.:
 45570 (18-20 AWG) WITH 3.12/(.123) MAX. INSULATION DIA.
 - BOW .006 MM/MM / (.006 IN/IN).
 - (0.13)/.005 MAX. FLASH ALLOWED ALONG DIMENSION B AND IN LOCKING WINDOW.
 - THIS PART CONFORMS TO CLASS B REQUIREMENTS OF COSMETIC SPECIFICATION PS-45499-002.
 - GEOMETRY ON THIS SHEET APPLIES TO 7-14 CIRCUIT PARTS WITH WINDOW GEOMETRY. SEE SHEET 2 FOR 7-14 CIRCUIT PARTS WITHOUT WINDOW GEOMETRY. SEE SHEET 3 FOT 2-6 CIRCUIT PARTS WITHOUT WINDOW GEOMETRY.

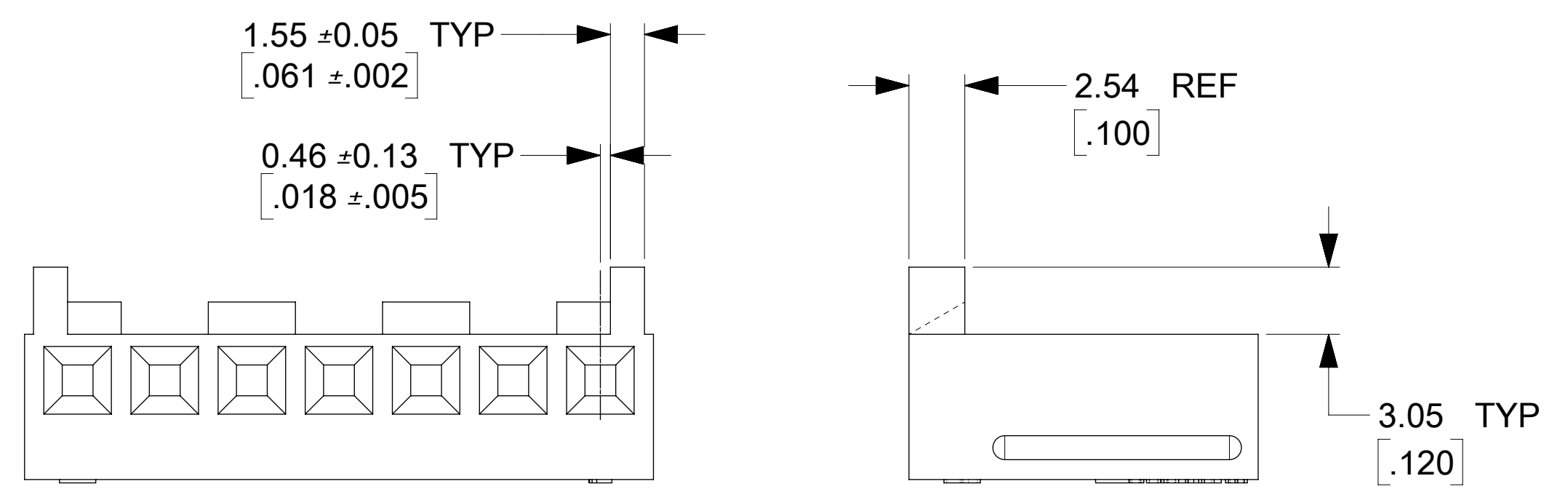
| NO. OF CKTS. | DIM. A REF. | DIM. B |
|--------------|---------------|-------------------------|
| 2 | 8.79 (.346) | 3.96±0.05 (.156±.002) |
| 3 | 12.75 (.502) | 7.92±0.08 (.312±.003) |
| 4 | 16.71 (.658) | 11.89±0.08 (.468±.003) |
| 5 | 20.67 (.814) | 15.85±0.08 (.624±.003) |
| 6 | 24.64 (.970) | 19.81±0.10 (.780±.004) |
| 7 | 28.60 (1.126) | 23.77±0.10 (.936±.004) |
| 8 | 32.56 (1.282) | 27.74±0.10 (1.092±.004) |
| 9 | 36.53 (1.438) | 31.70±0.10 (1.248±.004) |
| 10 | 40.49 (1.594) | 35.66±0.15 (1.404±.006) |
| 11 | 44.45 (1.750) | 39.62±0.15 (1.560±.006) |
| 12 | 48.41 (1.906) | 43.59±0.15 (1.716±.006) |
| 13 | 52.37 (2.062) | 47.55±0.15 (1.872±.006) |
| 14 | 56.34 (2.218) | 51.51±0.18 (2.028±.007) |

41695 - * - * N - ##

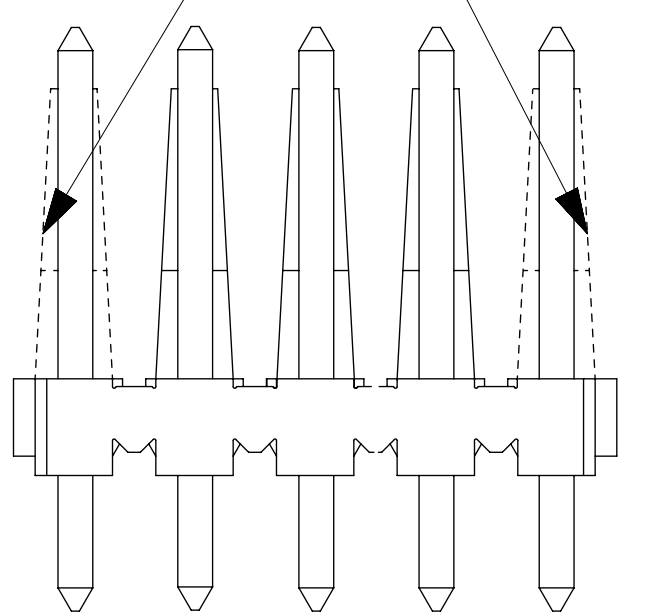
MATERIAL CODE
N=MOLDED NATURAL

VOID CODE
BLANK=NO VOIDS
NO.=NO. CORRESPONDS TO CKT. NO. VOIDED
MULT. VOIDS=START WITH 51

OPTION CODE D
WITH RAMPS AND POLARIZING RIBS



WHEN MATING OPTION CODE D HOUSING WITH BREAKAWAY FRICTION LOCK OR POLARIZING HEADER, THE END FRICTION LOCKS OR POLARIZING WALLS MUST BE REMOVED.



WHEN MATING WITH BREAKAWAY HEADERS THE FRICTION LOCK WALL MUST BE REMOVED

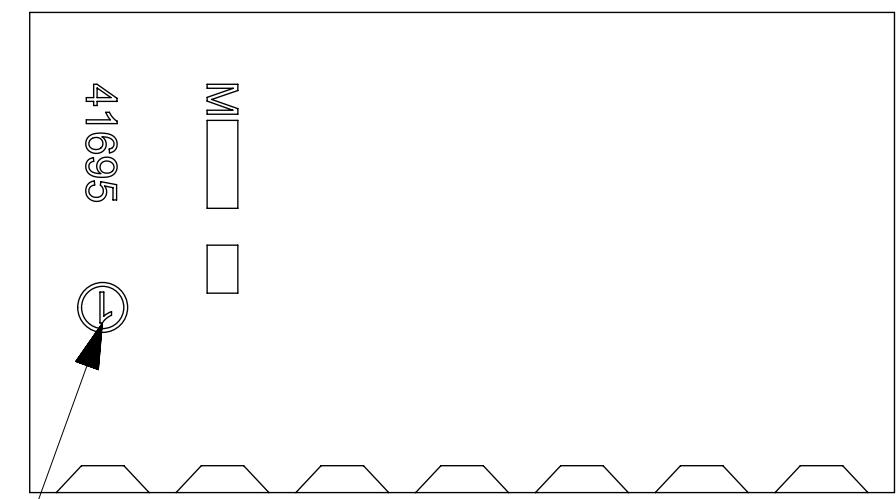
OPTION CODE

| CODE | RAMP | POLARIZING RIBS | PACKAGE PER |
|------|------|-----------------|-------------------|
| A | NO | NO | BULK PK-41695-001 |
| B | YES | NO | BULK PK-41695-001 |
| D | YES | YES | BULK PK-41695-001 |

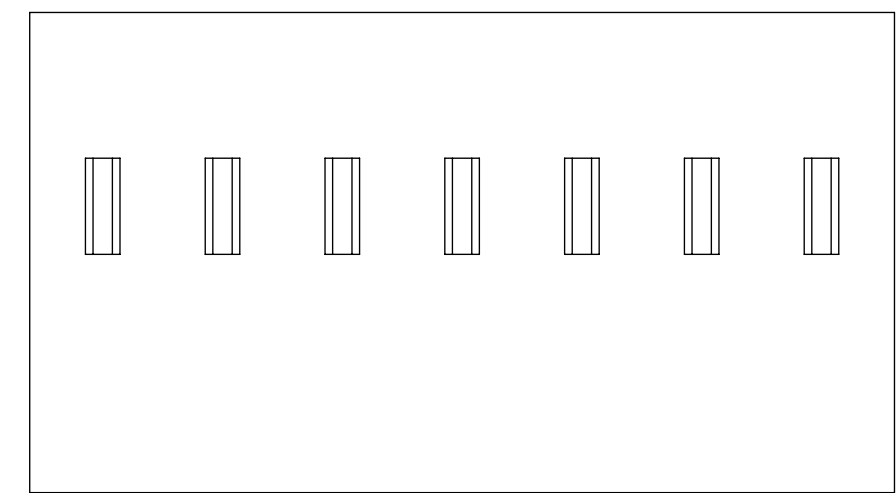
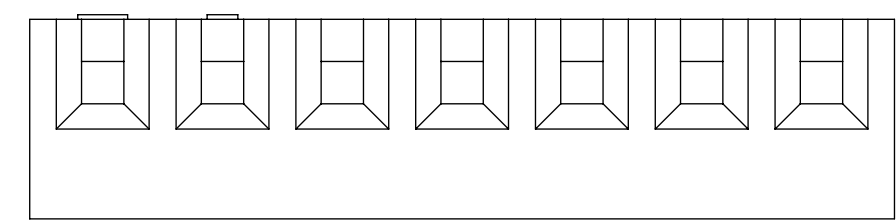
THIS DRAWING CONTAINS INFORMATION THAT IS PROPRIETARY TO MOLEX ELECTRONIC TECHNOLOGIES, LLC AND SHOULD NOT BE USED WITHOUT WRITTEN PERMISSION

| | | | |
|--|------------------------|---------------------------------------|------------------------------|
| DIMENSION UNITS MM/IN | SCALE 4:1 | CURRENT REV DESC: 7-14CKT PROD CHANGE | molex |
| GENERAL TOLERANCES (UNLESS SPECIFIED) | | EC NO: 177792 | |
| 4 PLACES ± | ± | DRWN: RLALSANGI 2018/03/28 | PRODUCT CUSTOMER DRAWING |
| 3 PLACES ± | ± 0.005 | CHK'D: SS06 2018/06/08 | |
| 2 PLACES ± | ± 0.13 ± 0.01 | APPR: ISHWARG 2018/06/08 | DOC TYPE PSD |
| 1 PLACE ± | ± 0.25 ± | INITIAL REVISION: | |
| 0 PLACES ± | ± | DRWN: SKOWRONSKI 1986/04/05 | REVISION L |
| ANGULAR TOL ± | ± 0.5 ° | APPR: FSMITH 2012/01/13 | |
| DRAFT WHERE APPLICABLE MUST REMAIN WITHIN DIMENSIONS | THIRD ANGLE PROJECTION | DRAWING D-SIZE | MATERIAL NUMBER SEE CHART |
| | | SERIES 41695 | |

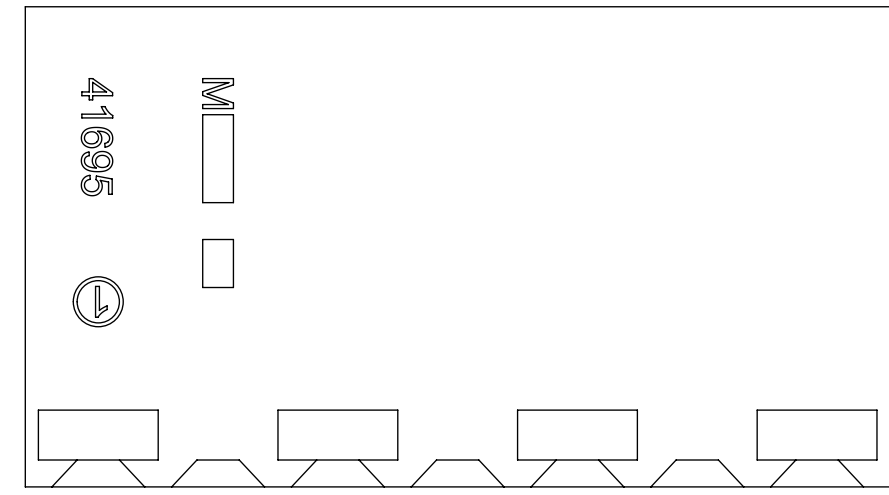
OPTION CODE A



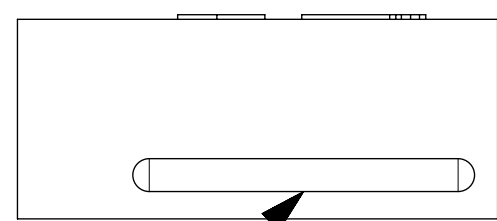
CIRCUIT NUMBER 1



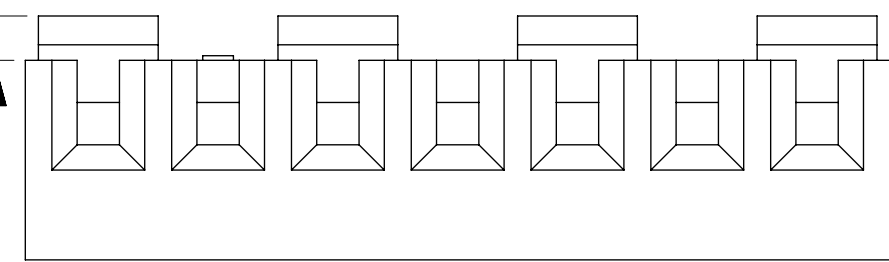
OPTION CODE B



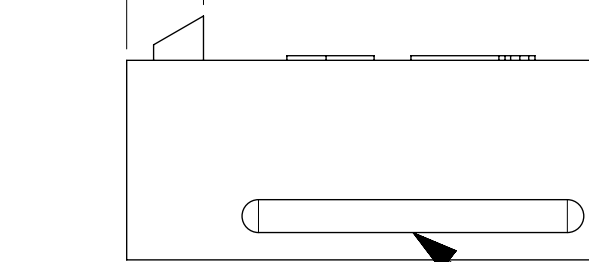
1.47 REF
[.058]



GROOVE MAY BE PRESENT
(BOTH SIDES)



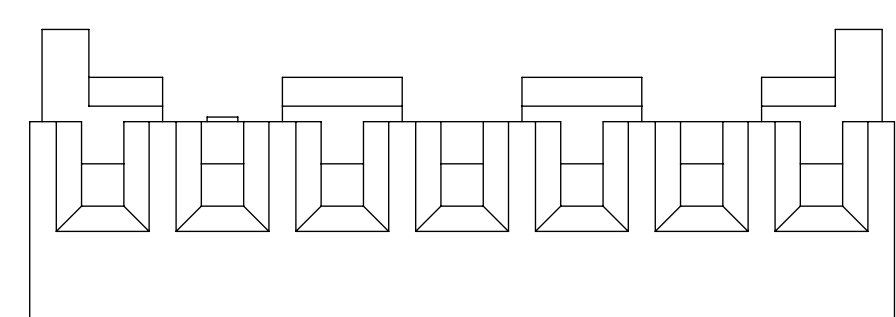
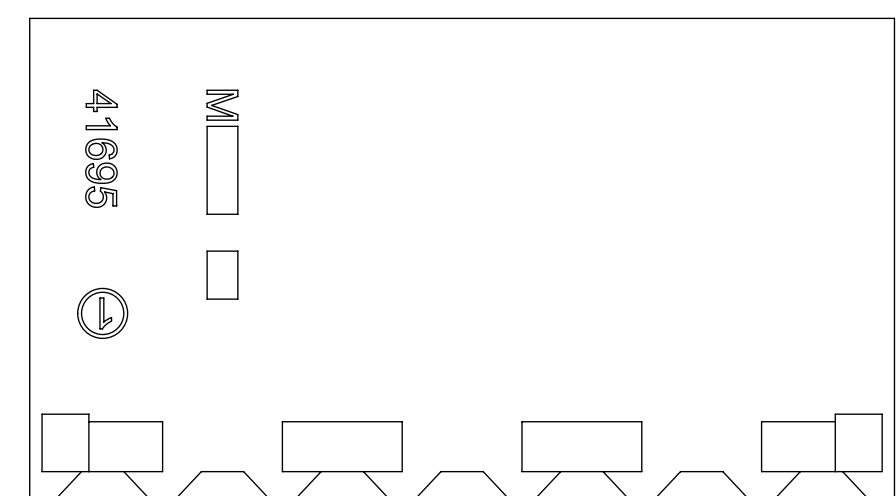
2.54 REF
[.100]



GROOVE MAY BE PRESENT
(BOTH SIDES)

NOTES:
GEOMETRY ON THIS SHEET APPLIES TO 7-14 CIRCUIT PARTS WITHOUT WINDOW GEOMETRY.
SEE SHEET 1 FOR ALL OTHER DIMENSIONS.

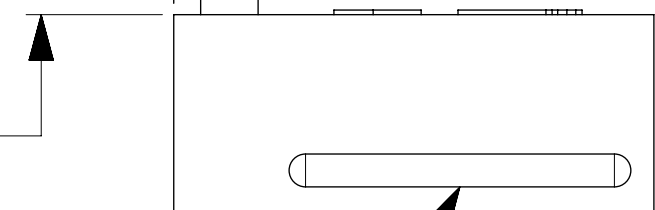
OPTION CODE D



0.89
[.035]

2.79
[.110]

3.05 REF
[.120]

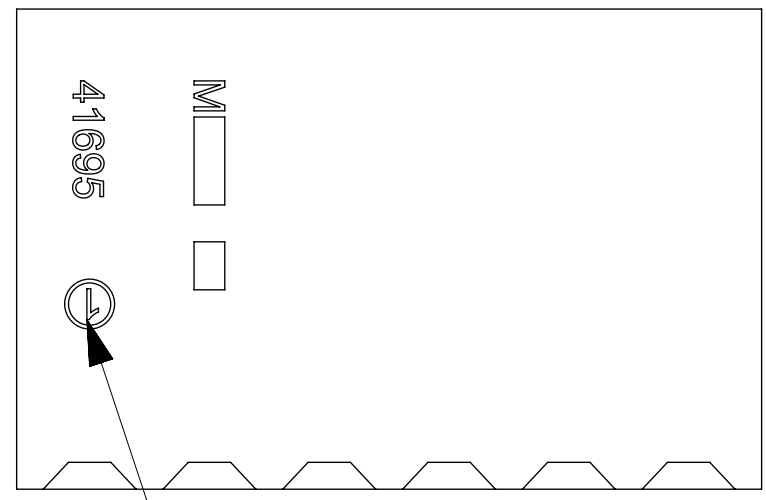


GROOVE MAY BE PRESENT
(BOTH SIDES)

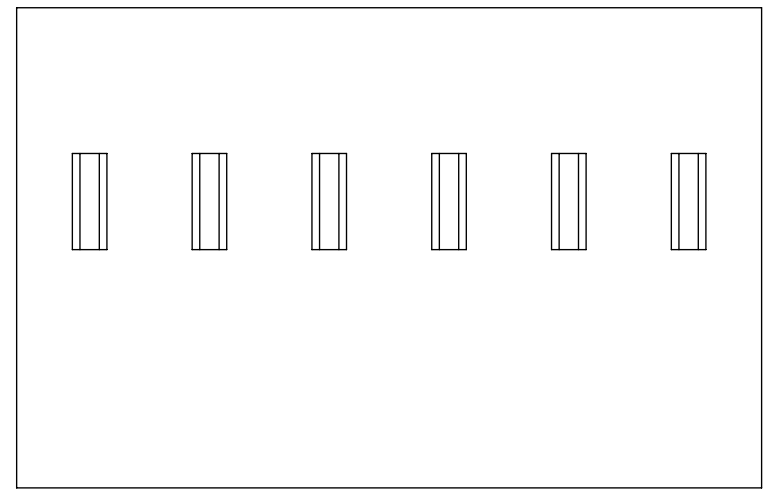
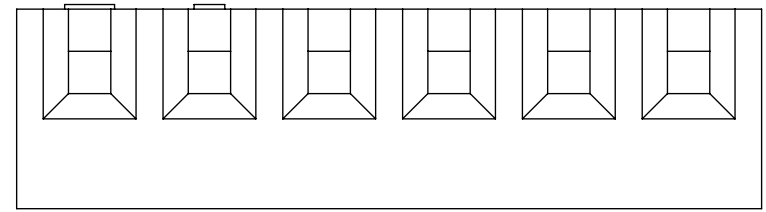
THIS DRAWING CONTAINS INFORMATION THAT IS PROPRIETARY TO MOLEX ELECTRONIC TECHNOLOGIES, LLC AND SHOULD NOT BE USED WITHOUT WRITTEN PERMISSION

| | | | | | | | |
|--|-------|---------------------------------------|-------|------------------------|--|----------------|--|
| DIMENSION UNITS | SCALE | CURRENT REV DESC: 7-14CKT PROD CHANGE | | molex | | | |
| MM/IN | 4:1 | | | | | | |
| GENERAL TOLERANCES (UNLESS SPECIFIED) | | | | EC NO: 177792 | | | |
| | MM | INCH | | DRWN: RLALSANGI | | 2018/03/28 | |
| 4 PLACES | ± | ± | | CHK'D: SS06 | | 2018/06/08 | |
| 3 PLACES | ± | ± | 0.005 | APPR: ISHWARG | | 2018/06/08 | |
| 2 PLACES | ± | 0.13 | ± | INITIAL REVISION: | | | |
| 1 PLACE | ± | 0.25 | ± | DRWN: SKOWRONSKI | | 1986/04/05 | |
| 0 PLACES | ± | | | APPR: FSMITH | | 2012/01/13 | |
| ANGULAR TOL ± 0.5° | | | | THIRD ANGLE PROJECTION | | | |
| DRAFT WHERE APPLICABLE MUST REMAIN WITHIN DIMENSIONS | | | | DRAWING | | SERIES | |
| | | | | D-SIZE | | 41695 | |
| DOCUMENT NUMBER | | | | MATERIAL NUMBER | | CUSTOMER | |
| SD-41695 | | | | SEE CHART | | GENERAL MARKET | |
| DOC TYPE | | | | DOC PART | | REVISION | |
| PSD | | | | 001 | | L | |
| SHEET NUMBER | | | | 2 OF 3 | | | |

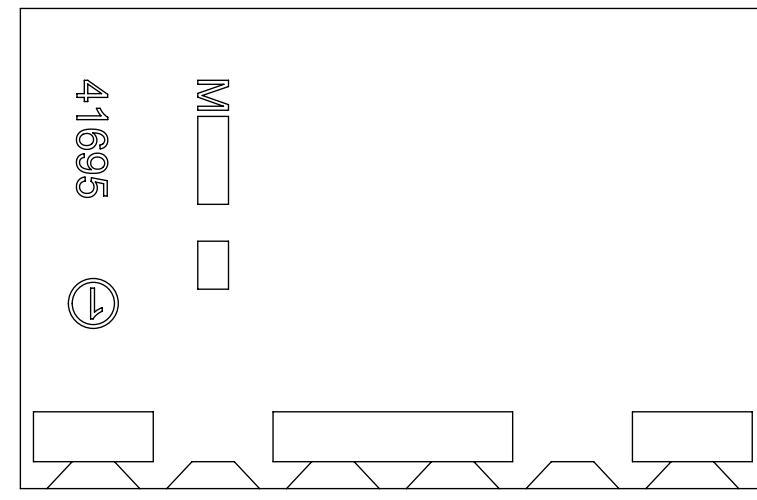
OPTION CODE A



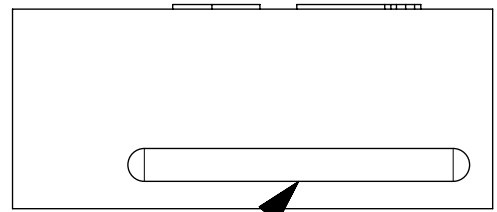
CIRCUIT NUMBER 1



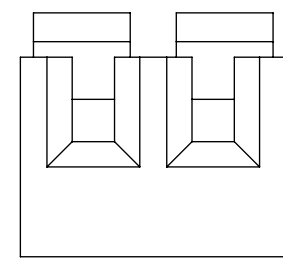
OPTION CODE B



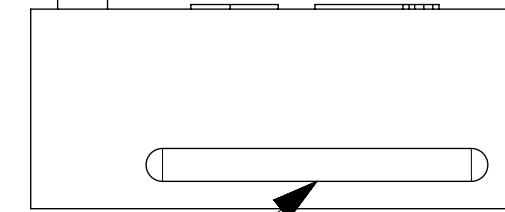
1.47 REF
[.058]



GROOVE MAY BE PRESENT (BOTH SIDES)

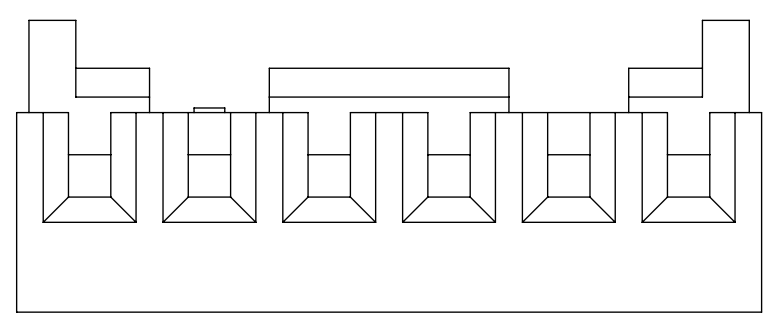
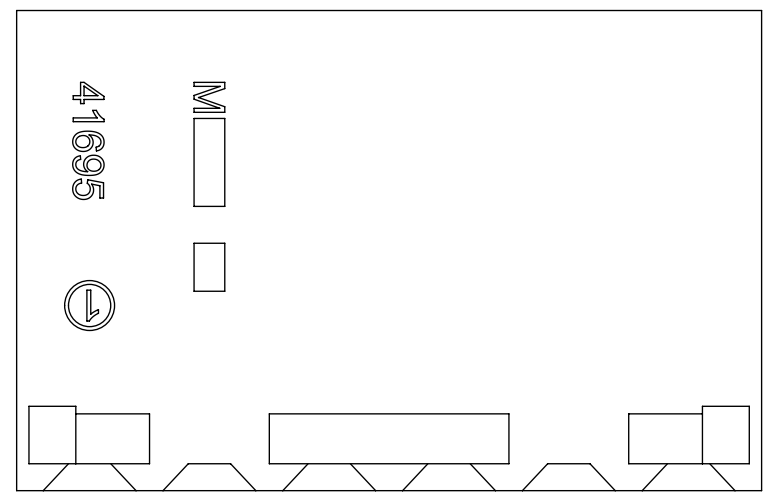


2.54 REF
[.100]



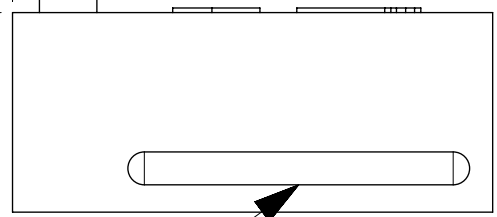
GROOVE MAY BE PRESENT (BOTH SIDES)

OPTION CODE D



3.05 REF
[.120]

0.89
[.035]
2.79
[.110]



GROOVE MAY BE PRESENT (BOTH SIDES)

NOTES:
GEOMETRY ON THIS SHEET APPLIES TO 2-6 CIRCUIT PARTS WITHOUT WINDOW GEOMETRY.
SEE SHEET 1 FOR ALL OTHER DIMENSIONS.

| 41695-N-AN-* | | |
|--------------|---------------|-------|
| PART NO. | ENG. NO. | VOIDS |
| | NOT AVAILABLE | |
| 09-50-8020 | 41695-N-A2 | |
| 09-50-8030 | 41695-N-A3 | |
| 09-50-8040 | 41695-N-A4 | |
| 09-50-8050 | 41695-N-A5 | |
| 09-50-8060 | 41695-N-A6 | |
| 09-50-8070 | 41695-N-A7 | |
| 09-50-8080 | 41695-N-A8 | |
| 09-50-8090 | 41695-N-A9 | |
| 09-50-8100 | 41695-N-A10 | |
| 09-50-8110 | 41695-N-A11 | |
| 09-50-8120 | 41695-N-A12 | |
| 09-50-9085 | 41695-N-A8-2 | 2 |
| 41695-0001 | 41695-N-A6-3 | 3 |
| 41695-0002 | 41695-N-A5-4 | 4 |

| 41695-N-BN-* | | |
|--------------|----------------|-------|
| PART NO. | ENG. NO. | VOIDS |
| | NOT AVAILABLE | |
| 09-50-8021 | 41695-N-B2 | |
| 09-50-8031 | 41695-N-B3 | |
| 09-50-8041 | 41695-N-B4 | |
| 09-50-8051 | 41695-N-B5 | |
| 09-50-8061 | 41695-N-B6 | |
| 09-50-8071 | 41695-N-B7 | |
| 09-50-8081 | 41695-N-B8 | |
| 09-50-8091 | 41695-N-B9 | |
| 09-50-8101 | 41695-N-B10 | |
| 09-50-8111 | 41695-N-B11 | |
| 09-50-8121 | 41695-N-B12 | |
| 09-50-8131 | 41695-N-B13 | |
| 09-50-8141 | 41695-N-B14 | |
| 09-50-9030 | 41695-N-B3-2 | 2 |
| | 41695-N-B4-2 | 2 |
| | 41695-N-B5-2 | 2 |
| | 41695-N-B9-2 | 2 |
| | 41695-N-B11-2 | 2 |
| 09-50-9121 | 41695-N-B12-2 | 2 |
| | 41695-N-B14-2 | 2 |
| 09-50-9060 | 41695-N-B6-5 | 5 |
| 09-50-9070 | 41695-N-B7-6 | 6 |
| 09-50-9071 | 41695-N-B7-2 | 2 |
| 09-50-9040 | 41695-N-B4-3 | 3 |
| 09-50-9090 | 41695-N-B9-7 | 7 |
| | 41695-N-B14-13 | 13 |
| 09-50-9136 | 41695-N-B13-5 | 5 |
| 09-50-9137 | 41695-N-B13-8 | 8 |
| 09-50-9050 | 41695-N-B5-51 | 2,4 |
| 09-50-9061 | 41695-N-B6-3 | 3 |
| 09-50-9080 | 41695-N-B8-2 | 2 |
| 41695-0005 | 41695-N-B7-3 | 3 |
| 41695-0006 | 41695-N-B14-51 | 5,9 |

| 41695-N-DN-* | | |
|--------------|---------------|-------|
| PART NO. | ENG. NO. | VOIDS |
| | NOT AVAILABLE | |
| 09-50-8023 | 41695-N-D2 | |
| 09-50-8033 | 41695-N-D3 | |
| 09-50-8043 | 41695-N-D4 | |
| 09-50-8053 | 41695-N-D5 | |
| 09-50-8063 | 41695-N-D6 | |
| 09-50-8073 | 41695-N-D7 | |
| 09-50-8083 | 41695-N-D8 | |
| 09-50-8093 | 41695-N-D9 | |
| 09-50-8103 | 41695-N-D10 | |
| 09-50-8113 | 41695-N-D11 | |
| 09-50-8123 | 41695-N-D12 | |
| 09-50-8133 | 41695-N-D13 | |
| 09-50-8143 | 41695-N-D14 | |
| 09-50-9053 | 41695-N-D5-2 | 2 |
| 09-50-9094 | 41695-N-D9-3 | 3 |
| 09-50-9033 | 41695-N-D3-2 | 2 |
| 09-50-9043 | 41695-N-D4-2 | 2 |
| 09-50-9063 | 41695-N-D6-2 | 2 |
| 09-50-9073 | 41695-N-D7-2 | 2 |
| 09-50-9044 | 41695-N-D4-3 | 3 |
| 41695-0003 | 41695-N-D07-5 | 5 |

THIS DRAWING CONTAINS INFORMATION THAT IS PROPRIETARY TO MOLEX ELECTRONIC TECHNOLOGIES, LLC AND SHOULD NOT BE USED WITHOUT WRITTEN PERMISSION

| | | |
|--|------------------------|---------------------------------------|
| DIMENSION UNITS MM/IN | SCALE 4:1 | CURRENT REV DESC: 7-14CKT PROD CHANGE |
| GENERAL TOLERANCES (UNLESS SPECIFIED) | | EC NO: 177792 |
| 4 PLACES ± | ± | DRWN: RLALSANGI 2018/03/28 |
| 3 PLACES ± | ± 0.005 | CHK'D: SS06 2018/06/08 |
| 2 PLACES ± | ± 0.13 ± 0.01 | APPR: ISHWARG 2018/06/08 |
| 1 PLACE ± | ± 0.25 ± | INITIAL REVISION: |
| 0 PLACES ± | ± | DRWN: SKOWRONSKI 1986/04/05 |
| ANGULAR TOL ± | ± 0.5 ° | APPR: FSMITH 2012/01/13 |
| DRAFT WHERE APPLICABLE MUST REMAIN WITHIN DIMENSIONS | THIRD ANGLE PROJECTION | DRAWING SERIES D-SIZE 41695 |

KK (3.96)/.156 CRIMP TERMINAL HOUSING

PRODUCT CUSTOMER DRAWING

DOCUMENT NUMBER: **SD-41695** DOC TYPE: PSD DOC PART: 001 REVISION: L

MATERIAL NUMBER: SEE CHART CUSTOMER: GENERAL MARKET SHEET NUMBER: 3 OF 3

Mouser Electronics

Authorized Distributor

Click to View Pricing, Inventory, Delivery & Lifecycle Information:

[Molex:](#)

[09-50-9050](#)