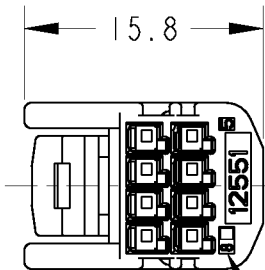
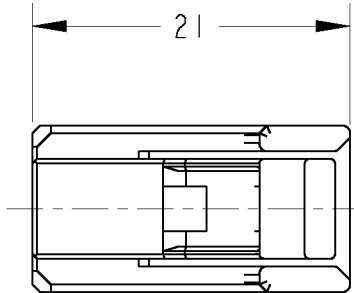
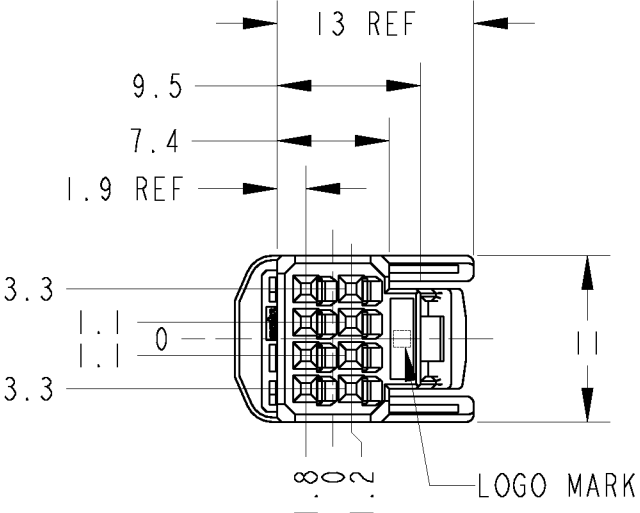
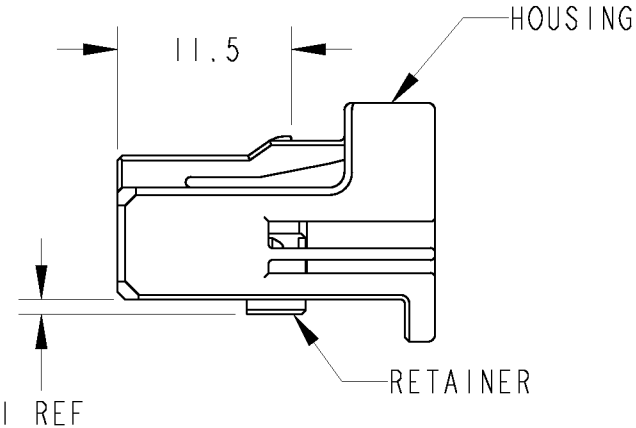


LOC	DIST	REVISIONS 変更				
		P	LTR	DESCRIPTION	DATE	DWN APVD
J	-		A1	REVISED PER ECO-11-005140	09APR2011	RK HMR



CURCUIT NO.



- 1.RETAINER SHOULD BE SENT TO THE PRE-ASSEMBLY.
2.INSTRACTION SHEET NO.411-78080.
3.PART NUMBER OF CAP HOUSING TO BE MATED : SEE TABLE-1
4.APPLIED TERMINALS : SEE TABLE-2

- 1.プラグハウジングにリテーナを仮係止して出荷される
2.取扱説明書NO.411-78080
3.嵌合相手型番 : TABLE-1参照
4.適用端子 : TABLE-2参照

TABLE - 1

POS 極数		CAP ASSEMBLY PART NO. キャップ 型番
8	W-W	1473793
	W-B	1376350

TABLE - 2

		TERMINAL NO. 端子型番	APPLICABLE WIRE RANGE 適用電線
SIGNAL 0.64 111	TIN	1674311-1	AVSS/CAVS/CAVUS/AVSSH-f 0.3~0.5mm ²
		1674936-1	CAVS/CAVUS/CHFUS 0.22mm ²
	SELECTIVE GOLD	1674311-2	AVSS/CAVS/CAVUS/AVSSH-f 0.3~0.5mm ²
		1674936-2	CAVS/CAVUS/CHFUS 0.22mm ²

THIS DRAWING IS A CONTROLLED DOCUMENT.

DIMENSIONS: 単位: ㎜	TOLERANCES UNLESS OTHERWISE SPECIFIED:
	一般公差 ±0.3
	0-PLC ±
	1-PLC ±0.1
	2-PLC ±0.01
	3-PLC ±0.001
	4-PLC ±0.0001
ANGLES	±3'00"
MATERIAL 材料	PBT
FINISH 仕上	SEE TABLE

DWN	S. AMEMIYA	26JAN04
CHK	H. YAMAGAMI	26JAN04
APVD	K. ASAI	26JAN04
PRODUCT SPEC	製品規格	108-5931
APPLICATION SPEC	取付適用規格	114-5329
WEIGHT	1.7 g	
CUSTOMER DRAWING		

TE Connectivity			
NAME 名称			
0.64111 8P PLUG HSG ASSEMBLY			
SIZE	CAGE CODE	DRAWING NO 番号	RESTRICTED TO
A3	00779	C-1717103	-
SCALE 尺度		SHEET 1	OF 1
2:1			REV A1

Mouser Electronics

Authorized Distributor

Click to View Pricing, Inventory, Delivery & Lifecycle Information:

[TE Connectivity:](#)

[1717103-2](#)