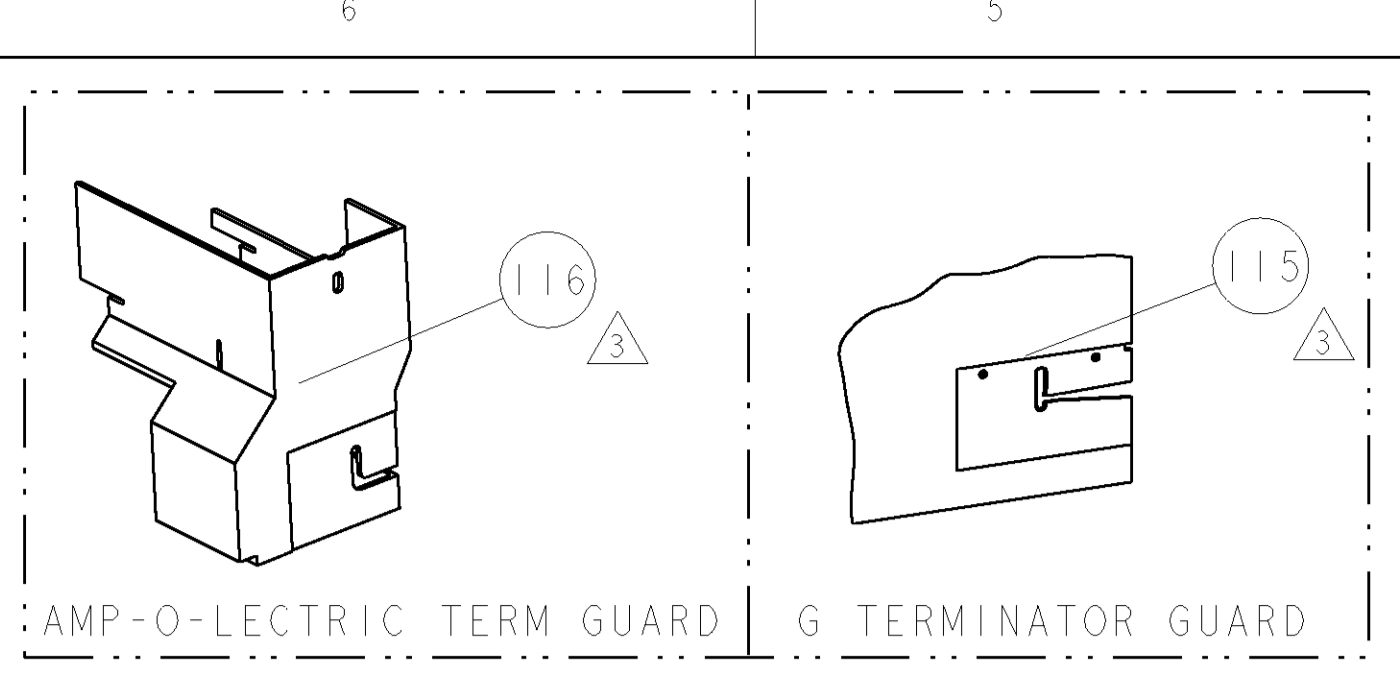


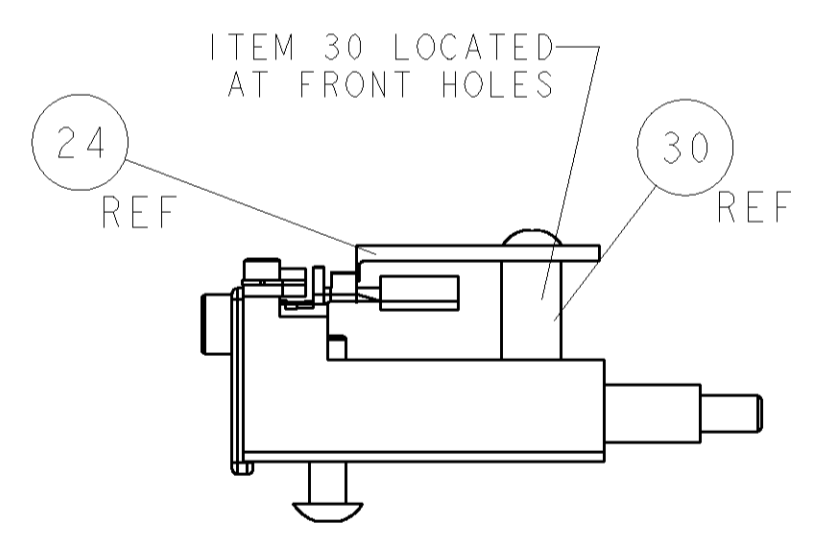
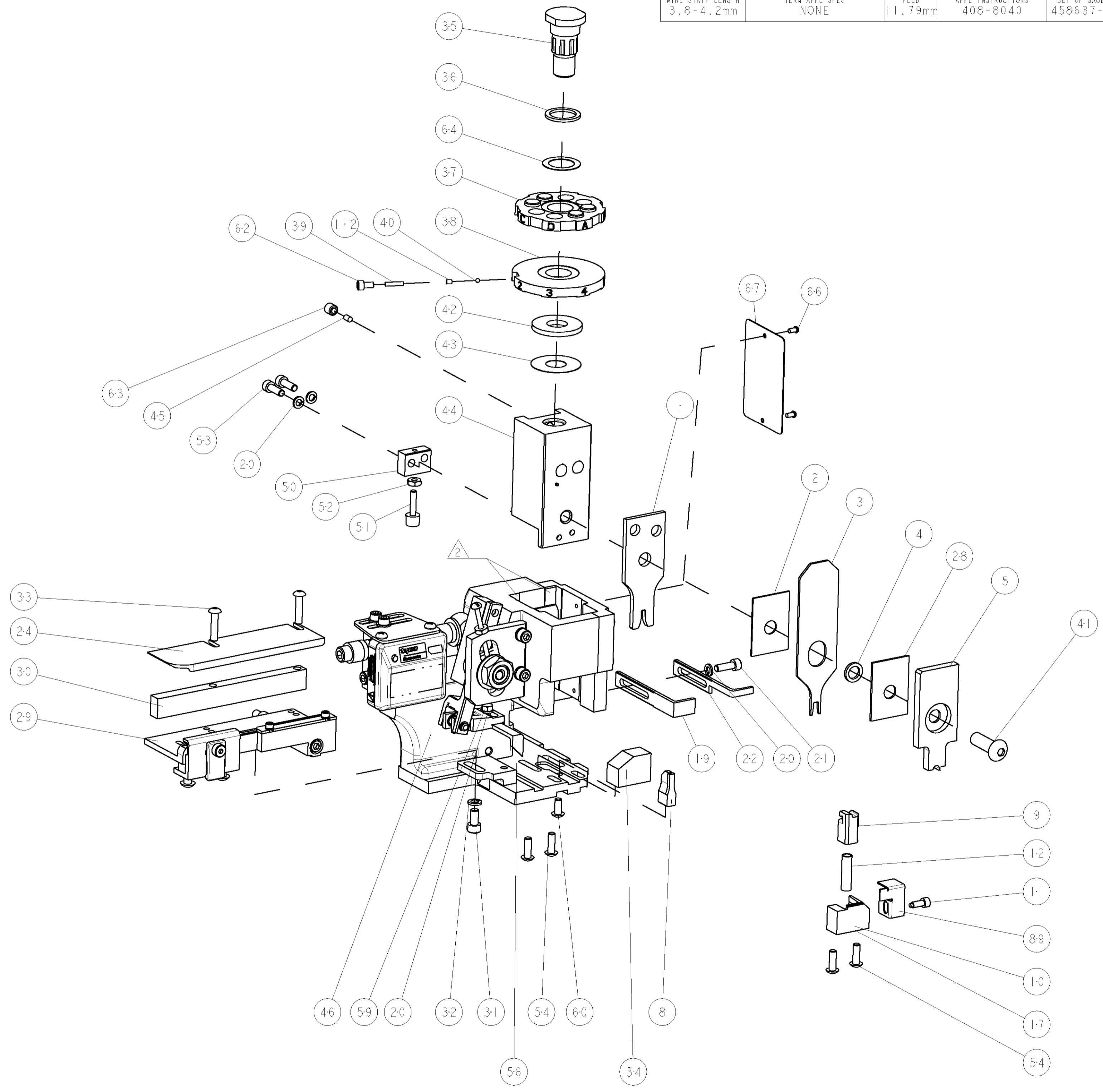
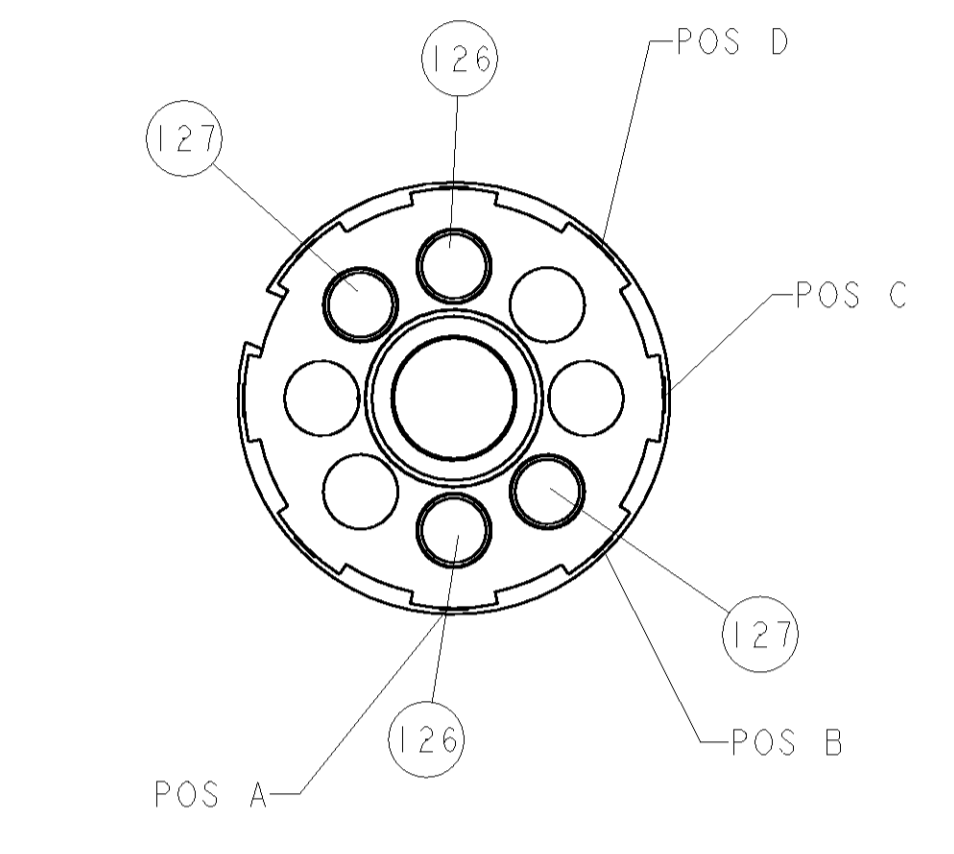
PART NUMBER	REV	FIRST USED	POWER UNIT	FEED TYPE	DESCRIPTION
1852167-1	A	122500-1	LEADMAKER	POST FEED	CUTS CARRIER
1852167-2	A	565435-5	BENCH MODEL K	PRE FEED	CUTS CARRIER
1852167-3	A	354500-1	BENCH MODEL G	PRE FEED	CUTS CARRIER
1852167-6	A	122500-1	LEADMAKER	POST FEED	CONTINUOUS CARRIER
7-1852167-7	A	-	-	-	SPARE PARTS



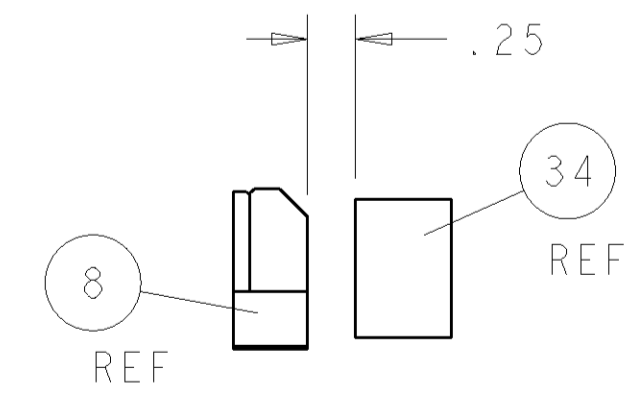
TYCO PN		MANF PN		GROTE & HARTMANN TERMINAL - AMP CRIMP SPECS	
1572873	28273.306.185				
		PAD LTR		CRIMP HEIGHT	WIRE SIZE
-	-	A	1.70±0.05mm [.067±.002]	2.5mm2	
-	-	B	1.45±0.05mm [.057±.002]	1.5mm2	
-	-	C	-	-	-
-	-	D	-	-	-
		CRIMP	SIZE	TYPE	RANGE
-	-	-	2.60mm [.102]	F	1.5 & 2.5mm2
-	-	INSUL	3.60mm [.142]	F	∅2.59mm MAX
WIRE STRIP LENGTH	TERM APPL SPEC	FEED	APPL INSTRUCTIONS	SET UP GAGE	
3.8-4.2mm	NONE	11.79mm	408-8040	458637-1	

LOC	DIST	P LTR	DESCRIPTION	DATE	BY	APPD
A	66		RELEASED	07DEC2005	LG	GB

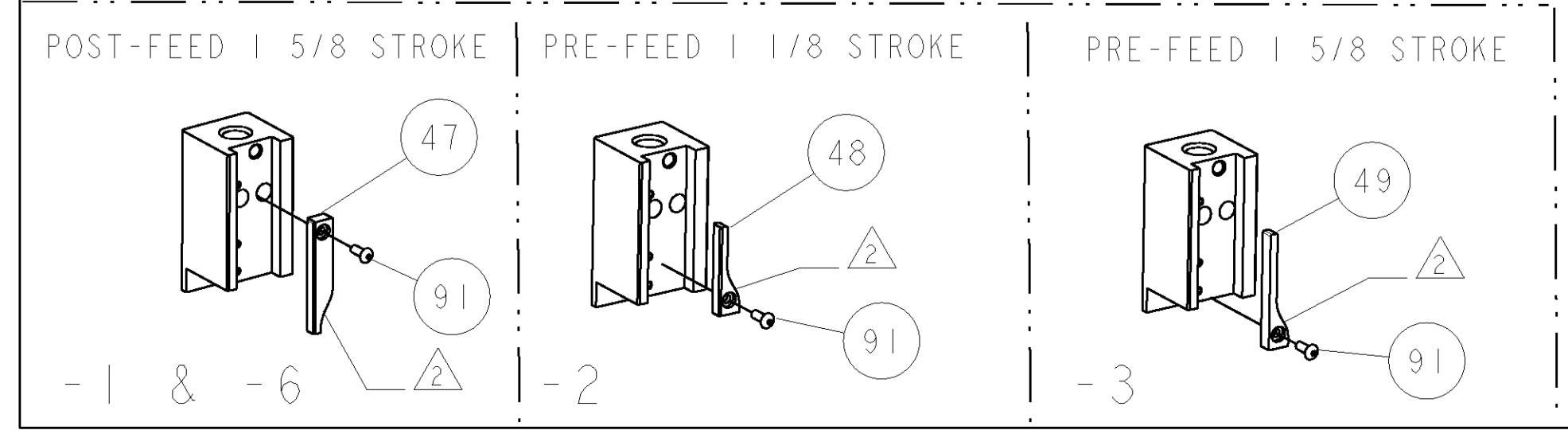
- △ RECOMMENDED SPARE PARTS
- △ GREASE LIGHTLY
- △ GUARD MUST BE IN PLACE WHEN OPERATING APPLICATOR IN A BENCH MACHINE



FEED TRACK POSITION



TERMINAL SUPPORT LOCATION



QTY	REV	LOC	DIST	P LTR	DESCRIPTION	DATE	BY	APPD	ITEM NO
-	2	2	2	2	2-354779-2	PIN, WIRE DISC, .3100			127
-	2	2	2	2	354779-1	PIN, WIRE DISC, .2995			126
-	-	-	REF	-	455749-1	GUARD WINDOW			116
-	-	REF	-	-	679532-1	INSERT, GUARD			115
-	1	1	1	1	690603-1	SPRING ASSIST AMP-O-MATOR APPLICATOR			112
-	1	1	1	1	1-21002-7	SCR, BTN SKT HD CAP 6-32 X .375			91
-	1	1	1	1	318563-1	GUARD, FRONT CHIP			89
-	1	1	1	1	4088040	SF APPL INST 408-8040			72
-	1	1	1	1	217238-1	GENERAL INSTRUCTION PKG			71
-	1	1	1	1	461264-1	PLATE, IDENTIFICATION			67
-	2	2	2	2	21017-2	SCREW, DRIVE			66
-	1	1	1	1	986950-1	WASHER, FLAT PRECISION			64
-	1	1	1	1	21009-2	SCR, SET, SELF LOCKING 1/4-20 X .250			63
-	1	1	1	1	23030-1	SCR, SKT HD CAP 6-32 X .25			62
-	1	1	1	1	22733-8	SCR, BHSC, SELF-LOCKING, 8-32 X .375			60
-	1	1	1	1	2-22603-0	SCR, HEX HD CAP 8-32 X .312			59
-	1	1	1	1	458537-2	PAWL, FEED			56
-	4	4	4	4	2-21002-2	SCR, BTN SKT HD CAP 8-32 X .500			54
-	2	2	2	2	2-21000-7	SCR, SKT HD CAP 8-32 X .500			53
-	1	1	1	1	21018-5	NUT, HEX, REG 6-32			52
-	1	1	1	1	811242-2	BUMPER, HOLD DOWN			51
-	1	1	1	1	690753-1	SPACER, TONKER			50
-	-	1	-	-	690602-6	CAM, PRE FEED, 1 5/8			49
-	1	-	-	1	690602-5	CAM, PRE FEED, 1 1/8			48
-	1	-	-	1	690501-4	CAM, POST FEED, 1 5/8			47
-	1	1	1	1	459456-1	APPL. BASIC SUB ASSY (SIDE WISE MOCA)			46
-	1	1	1	1	690191-1	PLUG, NYLON			45
-	1	1	1	1	455673-1	RAM, SIDE FEED			44
-	1	1	1	1	690125-1	SHIM SUB-ASSY			43
-	1	1	1	1	690124-1	WASHER, RAM (.115)			42
-	1	1	1	1	7-21002-9	SCR, BTN SKT HD CAP 5/16-24 X 1.00			41
-	1	1	1	1	23241-6	BALL, STEEL			40
-	1	1	1	1	690170-1	SPRING, COMPRESSION			39
-	1	1	1	1	1-690142-3	DISC, INSULATION			38
-	1	1	1	1	354777-1	WIRE DISC, ASSEMBLY			37
-	1	1	1	1	22480-5	SPRING, COMPRESSION			36
-	1	1	1	1	690212-1	POST, RAM			35
-	1	1	1	1	690786-4	TERMINAL SUPPORT			34
-	2	2	2	2	2-21002-4	SCR, BTN SKT HD CAP 8-32 X .750			33
-	1	1	1	1	21024-5	WASHER, SPRG LOCK, REG NO 10			32
-	1	1	1	1	3-21000-4	SCR, SKT HD CAP 10-32 X .375			31
-	1	1	1	1	1320908-8	SPACER, STRIP GUIDE			30
-	1	1	1	1	1633091-3	SUB-ASSEMBLY, FEEDTRACK			29
-	1	1	1	1	1-455888-0	SPACER, CRIMPER			28
-	1	1	1	1	1320928-1	PLATE, STRIP GUIDE			24
-	1	-	-	1	690472-2	STRIPPER			22
-	1	1	1	1	2-21000-7	SCR, SKT HD CAP 8-32 X .500			21
-	4	4	4	4	21024-4	WASHER, SPRG LOCK, REG NO 8			20
-	-	1	1	-	690472-9	STRIPPER			19
-	1	-	-	-	679625-1	SHEAR HOLDER, FRONT (NO CUT)			17
-	1	1	1	1	3-22280-3	SPRING, COMPRESSION			12
-	1	1	1	1	690461-1	STOP, SHEAR			11
-	-	1	1	1	690459-1	SHEAR HOLDER, FRONT			10
-	1	1	1	1	454276-1	FLOATING SHEAR, FRONT			9
-	1	1	1	1	4-1633116-0	ANVIL, COMBINATION			8
-	1	1	1	1	1-455889-4	DEPRESSOR, SHEAR			5
-	1	1	1	1	4-238011-3	BLOCK, CRIMPER SPACER			4
-	1	1	1	1	6-1424909-1	CRIMPER, INSULATION F			3
-	1	1	1	1	455888-7	SPACER, CRIMPER			2
-	1	1	1	1	3-1633305-3	CRIMPER, WIRE PREMIUM			1

DIMENSIONS: INCHES		TOLERANCES UNLESS OTHERWISE SPECIFIED:		DWG: G. BAILEY		DATE: 22NOV2005		DESIGNER: G. BAILEY		DATE: 22NOV2005		NAME: G. BAILEY		PRODUCT SPEC: -		APPLICATION SPEC: -		WEIGHT: -		CUSTOMER DRAWING: -				
0	PLC	±	.01	1	PLC	±	.01	2	PLC	±	.01	3	PLC	±	.001	4	PLC	±	.0001	ANGLES	±	.001	FINISH	-
MATERIAL: -		FINISH: -		SCALE: 3:5		SHEET: 1		OF: 1		REV: A		PART NO: A1100779		DESCRIPTION: SIDE FEED HDM APPLICATOR		ITEM NO: -		RESTRICTED TO: -		CUSTOMER VIEWABLE ASSEMBLY				

Mouser Electronics

Authorized Distributor

Click to View Pricing, Inventory, Delivery & Lifecycle Information:

[TE Connectivity:](#)

[1852167-2](#)