

## Electronic housing - EMG 17-LG/SET - 2942988

Please be informed that the data shown in this PDF Document is generated from our Online Catalog. Please find the complete data in the user's documentation. Our General Terms of Use for Downloads are valid (<http://phoenixcontact.com/download>)




Electronic housing set, consisting of electronic housing and printed circuit termination blocks, pitch 5

### Your advantages

- ✓ Choice of four cover sizes in transparent or color versions
- ✓ Practical and easy-to-wire conductor connections
- ✓ High degree of flexibility due to the wide choice of versions
- ✓ Space-saving accommodation of electronic components in finely graded module versions available with 10 to 150 mm pitch
- ✓ Uniform and appropriate housing technology
- ✓ User-friendly and safe mounting on DIN rails according to EN 60715
- ✓ Inflammability class V0 insulation material (according to UL 94)
- ✓ Shock and contamination-proof accommodation of electronic components
- ✓ Universal PCBs for all pitches

RoHS

### Key Commercial Data

Packing unit	10 pc
GTIN	 4 017918 080945
GTIN	4017918080945

### Technical data

#### General

Housing type	Component housing
Housing material	Polycarbonate fiber reinforced
Color (RAL)	green

#### Ambient conditions

Ambient temperature (operation)	-40 °C ... 125 °C
---------------------------------	-------------------

#### Dimensions

Length	75 mm
--------	-------

# Electronic housing - EMG 17-LG/SET - 2942988

## Technical data

### Dimensions

Height	47.5 mm
Width	17.5 mm
Pitch	5 mm
Depth	75 mm

### Technical data

Power dissipation without gap	1.3 W
Power dissipation with 20 mm gap	1.4 W
Number of positions	6

### Standards and Regulations

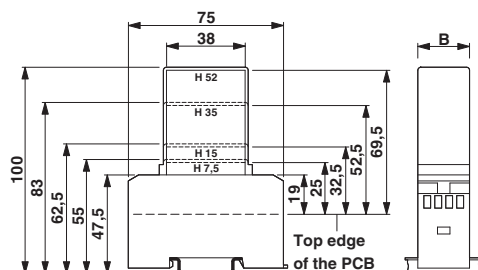
Flammability rating according to UL 94	V0
--	----

### Environmental Product Compliance

REACH SVHC	Lead 7439-92-1
China RoHS	Environmentally Friendly Use Period = 50
	For details about hazardous substances go to tab "Downloads", Category "Manufacturer's declaration"

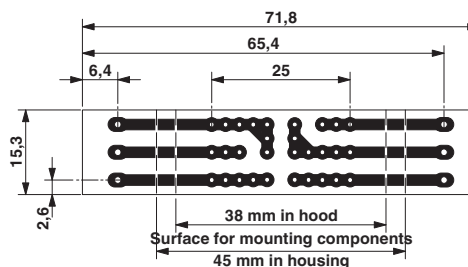
## Drawings

Dimensional drawing



1 = Top edge of the PCB  
B = Housing width

Dimensional drawing



Pitch 5 mm  
a = Area for mounting components, 38 mm in the hood  
b = Area for mounting components, 45 mm in the housing

## Articles in set

Electronic housing - EMG 17-LG - 2946078



Electronic housing, with universal foot, for p.c.b. insertion, without screw connection terminal blocks and cover, pitch 5

## Electronic housing - EMG 17-LG/SET - 2942988

### Articles in set

#### Electronic housing - EMG 17-LG-7,5 - 2944106



Electronic housing, with universal foot, for p.c.b. insertion, without screw connection terminal blocks and cover, pitch 7.5

---

#### Electronic housing - EMG 17-LG/O - 2942409



Electronic housing, with universal foot, for p.c.b. insertion, without screw connection terminal blocks and cover, pitch 5, with open terminal space

---

#### PCB terminal block - MKDS 3/ 3 - 1711039



PCB terminal block, nominal current: 24 A, nom. voltage: 400 V, pitch: 5 mm, number of positions: 3, connection method: Screw connection with tension sleeve, mounting: Wave soldering, conductor/PCB connection direction: 0 °, color: green. The article can be aligned to create different nos. of positions!

---

Phoenix Contact 2018 © - all rights reserved  
<http://www.phoenixcontact.com>

PHOENIX CONTACT GmbH & Co. KG  
Flachsmarktstr. 8  
32825 Blomberg  
Germany  
Tel. +49 5235 300  
Fax +49 5235 3 41200  
<http://www.phoenixcontact.com>

# Mouser Electronics

Authorized Distributor

Click to View Pricing, Inventory, Delivery & Lifecycle Information:

Phoenix Contact:

2942988