

Surface Mount Fuse, 3.2 x 1.6 mm, Quick-Acting F, 32 VAC, 63 VDC



Exemplary part photo depending on part no.

IEC 60127-4 · 32VAC · 63VDC · Quick-Acting F

See below:

[Approvals and Compliances](#)

Description

- IEC characteristic
- High melting I²t-values
- Impermeable to potting compound

Applications

- Secondary Protection DC and AC
- Circuits with inrush

References

[Packaging Details](#)

Weblinks

[pdf data sheet](#), [html datasheet](#), [General Product Information](#), [Packaging details](#), [Distributor-Stock-Check](#), [Detailed request for product](#), [Microsite](#)

Technical Data

Rated Voltage	32VAC, 63VDC
Rated current	0.5 - 6.3A
Breaking Capacity	63A
Characteristic	Quick-Acting F
Mounting	PCB,SMT
Admissible Ambient Air Temp.	-55 °C to 90 °C
Climatic Category	55/090/21 acc. to IEC 60068-1
Material: Housing	Fiber-reinforced plastic
Material: Terminals	Copper, Ni/Au-plated
Unit Weight	0.006 g
Storage Conditions	0 °C to 60 °C, max. 70% r.h.
Product Marking	Letter (see variants)

Soldering Methods	Reflow, Wave (0.5 A variant only) Soldering Profile
Solderability	250 °C / 3 sec acc. to IEC 60068-2-58, Test Td
Resistance to Soldering Heat	260 +0/-5 °C / 30 sec acc. to IPC/JEDEC J-STD-020D, Level 1
Moisture Sensitivity Level	MSL 1, J-STD-020
Case Resistance	acc. to EIA/IS-722, Test 4.7 >100 MΩ (between leads and body)
Flammability	UL 94V-1 (acc. to EIA/IS-722, Test 4.12)
Moisture Resistance Test	MIL-STD-202, Method 106 (50 cycles in a temp./mister chamber)
Resistance to Solvents	MIL-STD-202, Method 215
Terminal Strength	MIL-STD-202, Method 211A (Deflection of board 1 mm for 1 minute)

Approvals and Compliances



Detailed information on product approvals, code requirements, usage instructions and detailed test conditions can be looked up in [Details about Approvals](#)

SCHURTER products are designed for use in industrial environments. They have approvals from independent testing bodies according to national and international standards. Products with specific characteristics and requirements such as required in the automotive sector according to IATF 16949, medical technology according to ISO 13485 or in the aerospace industry can be offered exclusively with customer-specific, individual agreements by SCHURTER.

Approvals




The approval mark is used by the testing authorities to certify compliance with the safety requirements placed on electronic products.

Approval Reference Type: USI 1206

Approval Logo	Certificates	Certification Body	Description
	VDE Approvals	VDE	VDE Certificate Number: 40046290
	UL Approvals	UL	UL File Number: E41599


Product standards

Product standards that are referenced

Organization	Design	Standard	Description
	Designed according to	IEC 60127-4/2	Miniature fuses. Part 4. Universal modular fuse-links for through-hole and surface mount types
	Designed according to	UL 248-14	Low voltage fuses - Part 14: Additional fuses
	Designed according to	CSA22.2 No. 248.14	Low-Voltage Fuses - Part 14: Supplemental Fuses







Application standards

Application standards where the product can be used

Organization	Design	Standard	Description
	Designed for applications acc.	IEC/UL 62368-1	IEC 62368-1 includes the basic requirements for safety of audio, video, information technology and office equipment.

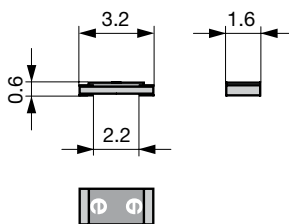
Compliances

The product complies with following Guide Lines

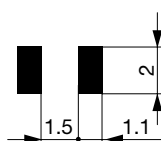
Identification	Details	Initiator	Description
	CE declaration of conformity	SCHURTER AG	The CE marking declares that the product complies with the applicable requirements laid down in the harmonisation of Community legislation on its affixing in accordance with EU Regulation 765/2008.
	RoHS	SCHURTER AG	Directive RoHS 2011/65/EU, Amendment (EU) 2015/863
	China RoHS	SCHURTER AG	The law SJ / T 11363-2006 (China RoHS) has been in force since 1 March 2007. It is similar to the EU directive RoHS.
	Halogen Free	SCHURTER AG	SCHURTER strives to offer our customers halogen free products.
	REACH	SCHURTER AG	On 1 June 2007, Regulation (EC) No 1907/2006 on the Registration, Evaluation, Authorization and Restriction of Chemicals 1 (abbreviated as "REACH") entered into force.
		SCHURTER AG	Universal Modular Fuse meets the standard IEC 60127-4

Dimension [mm]

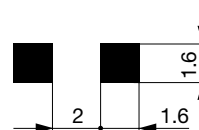
 3.2 mm



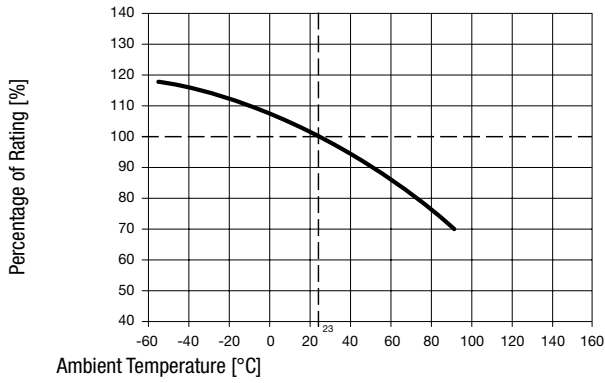
Reflow soldering pads



Wave soldering pads



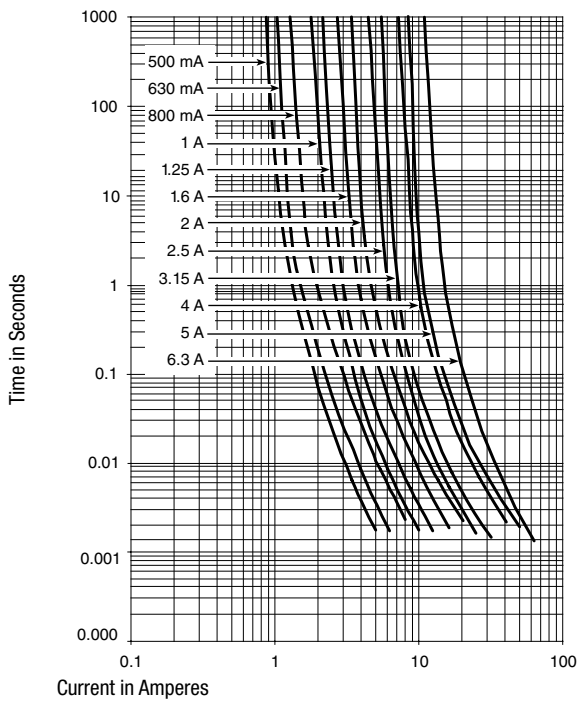
Derating Curves



Pre-Arcing Time


Rated Current I_n	1.25 x I_n min	2.0 x I_n max	10.0 x I_n min	10.0 x I_n max
0.5 A - 6.3 A	60 min	120 s	1 ms	10 ms

Time-Current-Curves



All Variants

Rated Current [A]	Rated Voltage [VAC]	Rated Voltage [VDC]	Marking	Breaking Capacity	Voltage Drop 1.0 I_n typ. [mV]	Cold Resistance typ. [mΩ]	Melting I ² t 10.0 I_n typ. [A ² s]		Order Number
0.5	32	63	e	1)	230	400	0.045	● ●	3413.0213.11
0.5	32	63	e	1)	230	400	0.045	● ●	3413.0213.22
0.5	32	63	e	1)	230	400	0.045	● ●	3413.0213.24
0.5	32	63	e	1)	230	400	0.045	● ●	3413.0213.26
0.63	32	63	f	1)	230	300	0.067	● ●	3413.0214.11
0.63	32	63	f	1)	230	300	0.067	● ●	3413.0214.22
0.63	32	63	f	1)	230	300	0.067	● ●	3413.0214.24
0.63	32	63	f	1)	230	300	0.067	● ●	3413.0214.26

Rated Current [A]	Rated Voltage [VAC]	Rated Voltage [VDC]	Marking	Breaking Capacity	Voltage Drop 1.0 I _n typ. [mV]	Cold Resistance typ. [mΩ]	Melting I ² t 10.0 I _n typ. [A ² s]		Order Number
0.8	32	63	g	1)	180	200	0.15	● ●	3413.0215.11
0.8	32	63	g	1)	180	200	0.15	● ●	3413.0215.22
0.8	32	63	g	1)	180	200	0.15	● ●	3413.0215.24
0.8	32	63	g	1)	180	200	0.15	● ●	3413.0215.26
1	32	63	h	1)	100	85	0.17	● ●	3413.0216.11
1	32	63	h	1)	100	85	0.17	● ●	3413.0216.22
1	32	63	h	1)	100	85	0.17	● ●	3413.0216.24
1	32	63	h	1)	100	85	0.17	● ●	3413.0216.26
1.25	32	63	i	1)	100	65	0.28	● ●	3413.0217.11
1.25	32	63	i	1)	100	65	0.28	● ●	3413.0217.22
1.25	32	63	i	1)	100	65	0.28	● ●	3413.0217.24
1.25	32	63	i	1)	100	65	0.28	● ●	3413.0217.26
1.6	32	63	k	1)	90	50	0.49	● ●	3413.0218.11
1.6	32	63	k	1)	90	50	0.49	● ●	3413.0218.22
1.6	32	63	k	1)	90	50	0.49	● ●	3413.0218.24
1.6	32	63	k	1)	90	50	0.49	● ●	3413.0218.26
2	32	63	m	1)	90	37.5	0.9	● ●	3413.0219.11
2	32	63	m	1)	90	37.5	0.9	● ●	3413.0219.22
2	32	63	m	1)	90	37.5	0.9	● ●	3413.0219.24
2	32	63	m	1)	90	37.5	0.9	● ●	3413.0219.26
2.5	32	63	n	1)	65	22.5	1.02	● ●	3413.0220.11
2.5	32	63	n	1)	65	22.5	1.02	● ●	3413.0220.22
2.5	32	63	n	1)	65	22.5	1.02	● ●	3413.0220.24
2.5	32	63	n	1)	65	22.5	1.02	● ●	3413.0220.26
3.15	32	63	p	1)	65	18	1.46	● ●	3413.0221.11
3.15	32	63	p	1)	65	18	1.46	● ●	3413.0221.22
3.15	32	63	p	1)	65	18	1.46	● ●	3413.0221.24
3.15	32	63	p	1)	65	18	1.46	● ●	3413.0221.26
4	32	63	r	1)	65	12.5	3.52	● ●	3413.0222.11
4	32	63	r	1)	65	12.5	3.52	● ●	3413.0222.22
4	32	63	r	1)	65	12.5	3.52	● ●	3413.0222.24
4	32	63	r	1)	65	12.5	3.52	● ●	3413.0222.26
5	32	63	s	1)	65	11.8	4.75	● ●	3413.0223.11
5	32	63	s	1)	65	11.8	4.75	● ●	3413.0223.22
5	32	63	s	1)	65	11.8	4.75	● ●	3413.0223.24
5	32	63	s	1)	65	11.8	4.75	● ●	3413.0223.26
6.3	32	63	t	1)	60	8.1	5.42	● ●	3413.0224.11
6.3	32	63	t	1)	60	8.1	5.42	● ●	3413.0224.22
6.3	32	63	t	1)	60	8.1	5.42	● ●	3413.0224.24
6.3	32	63	t	1)	60	8.1	5.42	● ●	3413.0224.26

Most Popular:

Availability for all products can be searched real-time: <https://www.schurter.com/en/Stock-Check/Stock-Check-SCHURTER>

1) UL: 63 A @ 32 VAC, 63 A @ 63 VDC

1) IEC: 63 A @ 32 VAC, 63 A @ 63 VDC

1) Additional internal testing: 150 A @ 24 VAC/DC, 400 A @ 12 VDC, 600 A @ 9 VDC

Packaging Unit

.xx = .11
 .xx = .22
 .xx = .24
 .xx = .26

Blister Tape of 100 pcs. in Plastic Bag
 Blister Tape 18 cm Reel (1000 pcs.)
 Blister Tape 25.4 cm Reel (5000 pcs.)
 Blister Tape 33 cm Reel (15000 pcs.)

Mouser Electronics

Authorized Distributor

Click to View Pricing, Inventory, Delivery & Lifecycle Information:

Schurter:

[3413.0213.22](#) [3413.0213.24](#) [3413.0213.26](#) [3413.0214.22](#) [3413.0214.24](#) [3413.0214.26](#) [3413.0215.22](#)
[3413.0215.24](#) [3413.0215.26](#) [3413.0216.22](#) [3413.0216.24](#) [3413.0216.26](#) [3413.0217.22](#) [3413.0217.24](#) [3413.0217.26](#)
[3413.0218.22](#) [3413.0218.24](#) [3413.0218.26](#) [3413.0219.22](#) [3413.0219.24](#) [3413.0219.26](#) [3413.0220.22](#)
[3413.0220.24](#) [3413.0220.26](#) [3413.0221.22](#) [3413.0221.24](#) [3413.0221.26](#) [3413.0222.22](#) [3413.0222.24](#) [3413.0222.26](#)
[3413.0223.22](#) [3413.0223.24](#) [3413.0223.26](#) [3413.0224.22](#) [3413.0224.24](#) [3413.0224.26](#) [3413.0223.11](#)