




Oct.1.2020 Copyright 2020 HIROSE ELECTRIC CO., LTD. All Rights Reserved.
In case of consideration for using Automotive equipment / device which demand high reliability, kindly contact our sales window correspondents.

APPLICABLE STANDARD					
RATING	OPERATING TEMPERATURE RANGE	-55 °C TO 85 °C ⁽¹⁾	STORAGE TEMPERATURE RANGE	-10 °C TO 60 °C ⁽²⁾	
	VOLTAGE	200 V AC	OPERATING HUMIDITY RANGE	40 % TO 80 %.	
	CURRENT	1 A	STORAGE HUMIDITY RANGE	40 % TO 70 % ⁽²⁾	
SPECIFICATIONS					
ITEM	TEST METHOD	REQUIREMENTS	QT	AT	
CONSTRUCTION					
GENERAL EXAMINATION	VISUALLY AND BY MEASURING INSTRUMENT.	ACCORDING TO DRAWING.	X	X	
MARKING	CONFIRMED VISUALLY.		X	X	
ELECTRIC CHARACTERISTICS					
CONTACT RESISTANCE	100 mA (DC OR 1000 Hz).	15 mΩ MAX.	X	-	
INSULATION RESISTANCE	500 V DC	1000 MΩ MIN.	X	-	
VOLTAGE PROOF	650 V AC FOR 1 min.	NO FLASHOVER OR BREAKDOWN.	X	-	
MECHANICAL CHARACTERISTICS					
CONTACT INSERTION AND EXTRACTION FORCES	□0.5±0.002mm BY STEEL GAUGE.	INSERTION FORCE: 2.45 N MAX. EXTRACTION FORCE: 0.25 N MIN.	X	-	
MECHANICAL OPERATION	100 TIMES INSERTIONS AND EXTRACTIONS.	①CONTACT RESISTANCE: 20 mΩ MAX. ②NO DAMAGE, CRACK AND LOOSENESS OF PARTS.	X	-	
VIBRATION	FREQUENCY 10 TO 55 Hz, AMPLITUDE : 1.5 mm, AT 2 h FOR 3 DIRECTIONS.	①NO ELECTRICAL DISCONTINUITY OF 1 μs. ②NO DAMAGE, CRACK AND LOOSENESS OF PARTS.	X	-	
SHOCK	490 m/s ² , DURATION OF PULSE 11 ms AT 3 TIMES FOR 3 DIRECTIONS.		X	-	
ENVIRONMENTAL CHARACTERISTICS					
DAMP HEAT (STEADY STATE)	EXPOSED AT 40±2 °C, 90 ~ 95 %, 96 h.	①CONTACT RESISTANCE: 20 mΩ MAX. ②INSULATION RESISTANCE:1000 MΩ MIN.	X	-	
RAPID CHANGE OF TEMPERATURE	TEMPERATURE-65→+15~+35→+125→+15~+35°C TIME 30 → 10~15 → 30 → 10~15 min. UNDER 5 CYCLES.	③NO DAMAGE, CRACK AND LOOSENESS OF PARTS.	X	-	
CORROSION SALT MIST	EXPOSED IN 5 % SALT WATER SPRAY FOR 48 h.	①CONTACT RESISTANCE: 20 mΩ MAX. ②NO HEAVY CORROSION.	X	-	
SULPHUR DIOXIDE	EXPOSED IN 10 PPM FOR 96 h. (TEST STANDARD: JEIDA - 39)		X	-	
RESISTANCE TO SOLDERING HEAT	1) SOLDER BATH:SOLDER TEMPERATURE, 260±5 °C FOR IMMERSION,DURATION,10±1s. 2) SOLDERING IRONS : 350 °C FOR 3 s MAX.	NO DEFORMATION OF CASE OF EXCESSIVE LOOSENESS OF THE TERMINALS.	X	-	
SOLDERABILITY	SOLDERED AT SOLDER TEMPERATURE, 245±3 °C, FOR IMMERSION DURATION, 2 s.	A NEW UNIFORM COATING OF SOLDER SHALL COVER A MINIMUM OF 95 % OF THE SURFACE BEING IMMersed.	X	-	
	COUNT	DESCRIPTION OF REVISIONS	DESIGNED	CHECKED	DATE
					
REMARK ⁽¹⁾ TEMPERATURE RISE INCLUDED WHEN ENERGIZED. ⁽²⁾ THIS STORAGE INDICATES A LONG-TERM STORAGE STATE FOR THE UNUSED PRODUCT BEFORE THE BOARD MOUNTED.			APPROVED	HS. OKAWA	06.05.20
			CHECKED	HS. OZAWA	06.05.20
			DESIGNED	KY. NAKAMURA	06.05.20
Unless otherwise specified, refer to MIL-STD-1344.			DRAWN	KY. NAKAMURA	06.05.20
Note QT:Qualification Test AT:Assurance Test X:Applicable Test			DRAWING NO.	ELG4-081235-21	
	SPECIFICATION SHEET		PART NO.	A3C-20DA-2DSA (71)	
	HIROSE ELECTRIC CO., LTD.		CODE NO.	CL621-0509-8-71	 1/1