




CMOS/ 1.8V, 2.5V, 3.3V, 5.0V / 2.0×1.6, 2.5×2.0, 3.2×2.5, 5.0×3.2, 7.0×5.0mm



RoHS Compliant

### Features

- Frequency Range 1.5 to 160MHz
- CMOS output
- Wide Supply Voltage
  - 1.6 to 3.63V (Ver.E)
  - 2.5,3.3,5.0V(Ver.N)
- Low current consumption
- Option: Low Phase Noise Version

### Applications

- Consumer/ Networking/ Industrial/ Audio Codec/ Amuse

### How to Order

**KC2520K 25.0000 C**    **00**  
 ①                      ②                      ③ ④ ⑤ ⑥ ⑦

- ① Series
- ② Output Frequency (25.0000: 25MHz)
- ③ Output Type (C: CMOS)
- ④ Supply Voltage
  - Standard : Version E
  - 1 : 1.8V/ 2.5V/ 3.3V compatible
  - 2 : 2.5V/ 3.3V compatible
  - Low Phase Noise : Version N
  - 2 : 2.5V
  - 3 : 3.3V
  - 5 : 5.0V
- ⑤ Frequency Tolerance (See Table 1)
- ⑥ Symmetry/ INH Function
  - E : 45/ 55%, Stand-by
  - N : 45/ 55%, Stand-by
- ⑦ Individual Specification (STD Specification is "00")

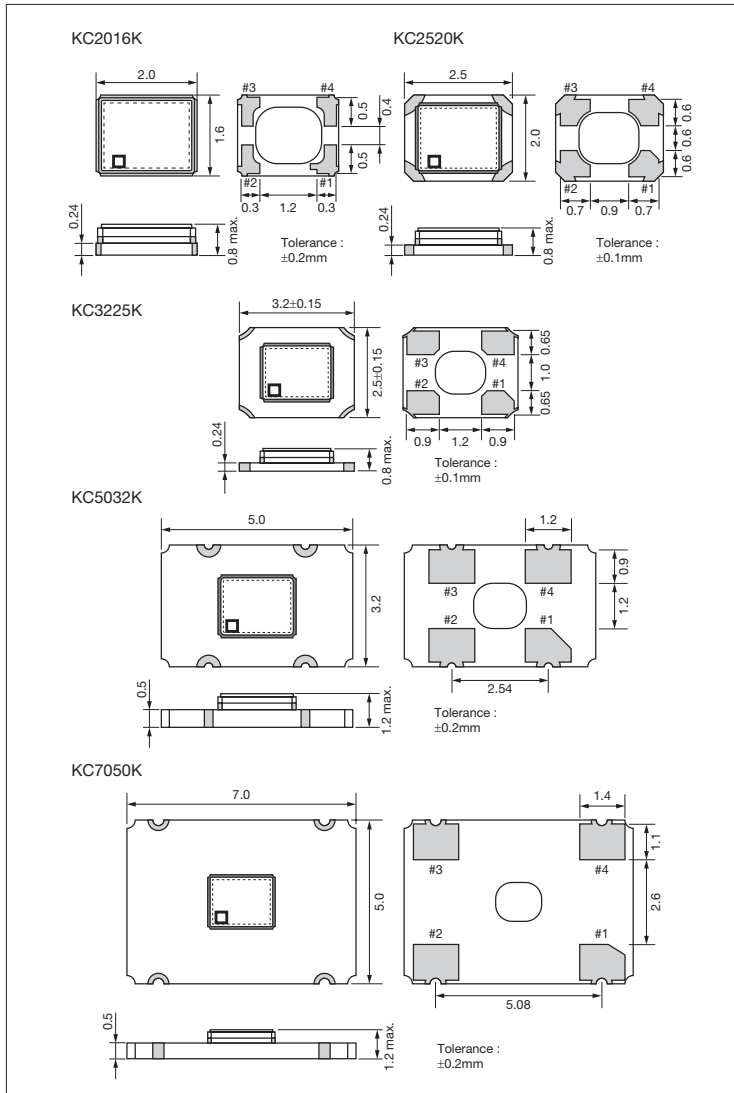
Packaging Tape & Reel  
 KC7050K/ KC5032K  
 : 1000 pcs/ reel  
 KC3225K/ KC2520K/ KC2016K  
 : 2000 pcs/ reel

Table 1

Freq. Tol. Code	Tol. × 10 <sup>-6</sup>	Operating Temperature Range (°C)	Note
0	± 50	-10 to +70	Standard specifications
S	± 30		
U	± 25	-40 to +85	With only certain frequencies
G	± 50		
6	± 50		

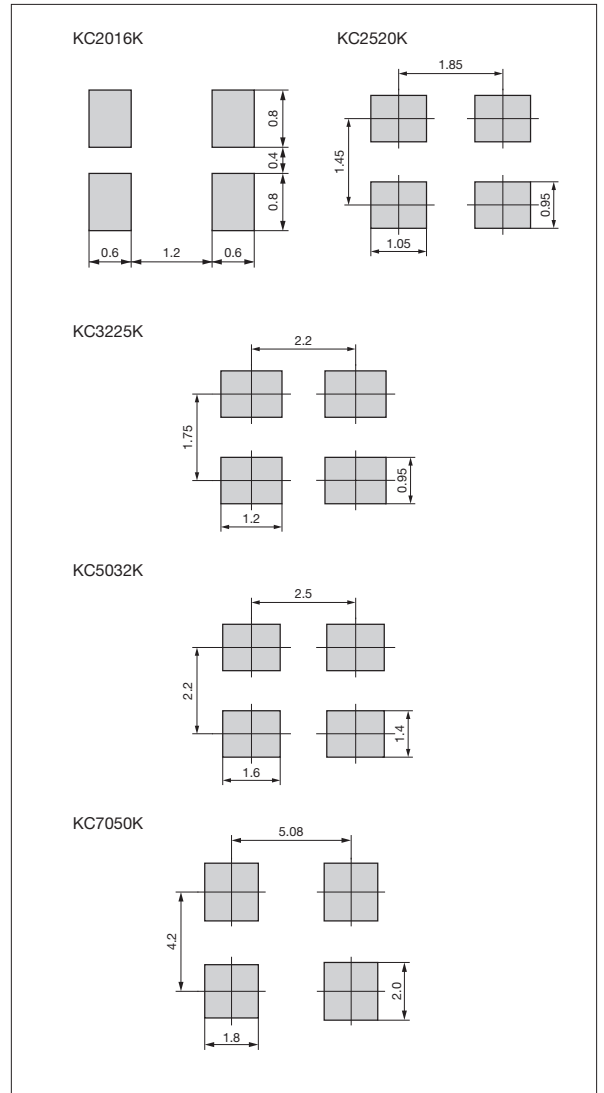
### Dimensions

(Unit: mm)



### Recommended Land Pattern

(Unit: mm)





CMOS/ 1.8V, 2.5V, 3.3V, 5.0V / 2.0×1.6, 2.5×2.0, 3.2×2.5, 5.0×3.2, 7.0×5.0mm

**Specifications**

Item	Symbol	Conditions		Version E (Standard)		Version N (Low Phase Noise)		Units			
				Min.	Max.	Min.(codeU)	Max.(codeU)				
Output Frequency Range <sup>Note1</sup>	fo			1.5	160	1.5	80	MHz			
Frequency Tolerance	f <sub>tol</sub>	Initial tolerance, Operating temperature range, Rated power supply voltage change, Load change, Aging (1 year @25°C), Shock and vibration	Op. Temp.: -10 to +70°C / -40 to +85°C / -40 to +105°C	-50	+50	-50	+50	× 10 <sup>-6</sup>			
			Op. Temp.: -10 to +70°C	-30	+30	-30	+30				
			Op. Temp.: -10 to +70°C	-25	+25	-25	+25				
Frequency Aging	f <sub>age</sub>	@25°C First year		-3	+3	-3	+3	×10 <sup>-6</sup> /y			
Storage Temperature Range	T <sub>stg</sub>			-55	+125	-55	+125	°C			
Operating Temperature Range	T <sub>use</sub>			-10	+70	-10	+70	°C			
				-40	+85	-40	+85				
				-40	+105	-40	+105				
Max. Supply Voltage	—			-0.3	+4.0	-0.3	+7.0	V			
Supply Voltage	V <sub>cc</sub>	Code ④ : 1/ E : 1.5≤F0≤125MHz		+1.60	+3.63	—	—	V			
		Code ④ : 2/ E : 125<F0≤160MHz		+2.25	+3.63	—	—				
		Code ④ : 2/ N : 1.5≤F0≤80MHz		—	—	+2.25(+2.38)	+2.75(+2.62)				
		Code ④ : 3/ N : 1.5≤F0≤80MHz		—	—	+2.97(+3.14)	+3.63(+3.46)				
		Code ④ : 5/ N : 1.5≤F0≤80MHz		—	—	+4.5(+4.75)	+5.5(+5.25)				
Current Consumption (Maximum Loaded)	I <sub>cc</sub>	1.5≤F0<24MHz	E : 1.6≤V <sub>cc</sub> ≤2.25V	—	2.5	—	—	mA			
			E : 2.25<V <sub>cc</sub> ≤2.8V / N : 2.25≤V <sub>cc</sub> ≤2.75V	—	3.0	—	4				
			E : 2.8<V <sub>cc</sub> ≤3.63V / N : 2.97≤V <sub>cc</sub> ≤3.63V	—	3.5	—	6				
			N : 4.50≤V <sub>cc</sub> ≤5.50V	—	—	—	24				
		24≤F0≤40MHz	E : 1.6≤V <sub>cc</sub> ≤2.25V	—	3.5	—	—				
			E : 2.25<V <sub>cc</sub> ≤2.8V / N : 2.25≤V <sub>cc</sub> ≤2.75V	—	4.5	—	5				
			E : 2.8<V <sub>cc</sub> ≤3.63V / N : 2.97≤V <sub>cc</sub> ≤3.63V	—	5.0	—	7				
			N : 4.50≤V <sub>cc</sub> ≤5.50V	—	—	—	24				
		40<F0≤62.5MHz	E : 1.6≤V <sub>cc</sub> ≤2.25V	—	5.0	—	—				
			E : 2.25<V <sub>cc</sub> ≤2.8V / N : 2.25≤V <sub>cc</sub> ≤2.75V	—	5.5	—	8				
			E : 2.8<V <sub>cc</sub> ≤3.63V / N : 2.97≤V <sub>cc</sub> ≤3.63V	—	6.0	—	11				
			N : 4.50≤V <sub>cc</sub> ≤5.50V	—	—	—	24				
		62.5<F0≤80MHz	E : 1.6≤V <sub>cc</sub> ≤2.25V	—	6.0	—	—				
			E : 2.25<V <sub>cc</sub> ≤2.8V / N : 2.25≤V <sub>cc</sub> ≤2.75V	—	6.5	—	14				
			E : 2.8<V <sub>cc</sub> ≤3.63V / N : 2.97≤V <sub>cc</sub> ≤3.63V	—	8.0	—	18				
			N : 4.50≤V <sub>cc</sub> ≤5.50V	—	—	—	40				
		80<F0≤125MHz	E : 1.6≤V <sub>cc</sub> ≤2.25V	—	11.0	—	—				
			E : 2.25<V <sub>cc</sub> ≤2.8V	—	14.0	—	—				
			E : 2.8<V <sub>cc</sub> ≤3.63V	—	17.0	—	—				
		125<F0≤160MHz	E : 2.25<V <sub>cc</sub> ≤2.8V	—	25.0	—	—				
			E : 2.8<V <sub>cc</sub> ≤3.63V	—	27.0	—	—				
		Stand-by Current	I <sub>std</sub>	1.5≤F0≤80MHz		—	5.0		—	10.0	μA
				80≤F0≤125MHz		—	5.0		—	—	
				125≤F0≤160MHz		—	10.0		—	—	
Symmetry	SYM	@50% V <sub>cc</sub>		45	55	45	55	%			
Rise/ Fall Time (10% to 90% Output Level)	tr/ tf	1.5≤F0≤80MHz	E : 1.6≤V <sub>cc</sub> ≤2.25V	—	6.0	—	—	ns			
			E : 2.25<V <sub>cc</sub> ≤2.8V / N : 2.25≤V <sub>cc</sub> ≤2.75V	—	5.0	—	6.0				
			E : 2.8<V <sub>cc</sub> ≤3.63V / N : 2.97≤V <sub>cc</sub> ≤3.63V	—	4.5	—	5.0				
			N : 4.50≤V <sub>cc</sub> ≤5.50V	—	—	—	8.0				
		80<F0≤125MHz	E : 1.6<V <sub>cc</sub> ≤3.63V	—	4.0	—	—				
125<F0≤160MHz	E : 2.25<V <sub>cc</sub> ≤3.63V	—	2.5	—	—						
Low Level Output Voltage	V <sub>OL</sub>	E : I <sub>OL</sub> = 4mA		—	10% V <sub>cc</sub>	—	10% V <sub>cc</sub>	V			
		N (1.5≤F0≤62.5MHz) : I <sub>OL</sub> = 4mA									
		N (62.5<F0≤80MHz) : I <sub>OL</sub> = 8mA									
High Level Output Voltage	V <sub>OH</sub>	E : I <sub>OH</sub> = -4mA		90% V <sub>cc</sub>	—	90% V <sub>cc</sub>	—	V			
		N (1.5≤F0≤62.5MHz) : I <sub>OH</sub> = -4mA									
		N (62.5 < F0≤80MHz) : I <sub>OH</sub> = -8mA									
Output Load	L <sub>CMOS</sub>			15		30		pF			
Low Level Input Voltage	V <sub>IL</sub>			—	30% V <sub>cc</sub>	—	30% V <sub>cc</sub>	V			
High Level Input Voltage	V <sub>IH</sub>			70% V <sub>cc</sub>	—	70% V <sub>cc</sub>	—	V			



CMOS/ 1.8V, 2.5V, 3.3V, 5.0V / 2.0×1.6, 2.5×2.0, 3.2×2.5, 5.0×3.2, 7.0×5.0mm

Item	Symbol	Conditions		Version E (Standard)		Version N (Low Phase Noise)		Units
				Min.	Max.	Min.(codeU)	Max.(codeU)	
<b>Disable Time</b>	t <sub>dis</sub>	1.5≤F0≤80MHz		—	200	—	150	ns
		80<F0≤125MHz		—	200	—	—	
		125<F0≤160MHz		—	100	—	—	
<b>Enable Time</b>	t <sub>ena</sub>			—	5	—	5	ms
<b>Start-up Time</b>	t <sub>str</sub>	1.5≤F0≤80MHz	@Minimum operating voltage to be 0 sec.	—	5	—	5	ms
		80<F0≤125MHz		—	10	—	—	
		125<F0≤160MHz		—	—	—	—	
<b>1Sigma Jitter</b>	J <sub>Sigma</sub>	1.5≤F0≤80MHz	Measured with Wavecrest SIA-3000	—	5	—	4	ps
		80<F0≤125MHz		—	5	—	—	
		125<F0≤160MHz		—	3	—	—	
<b>Peak to Peak Jitter</b>	J <sub>PK-PK</sub>	1.5≤F0≤80MHz	Measured with Wavecrest SIA-3000	—	50	—	40	ps
		80<F0≤125MHz		—	50	—	—	
		125<F0≤160MHz		—	25	—	—	
<b>Phase Jitter</b>	J <sub>Phase</sub>	@25MHz	BW : 12kHz to 20MHz	—	1.0	—	0.5	ps
<b>Phase Noise</b>	—	@25MHz	@10Hz offset	Typ. -89		Typ. -92		dBc/ Hz
			@100Hz offset	Typ. -119		Typ. -126		
			@1kHz offset	Typ. -143		Typ. -151		
			@10kHz offset	Typ. -157		Typ. -160		
			@100kHz offset	Typ. -160		Typ. -167		
			@1MHz offset	Typ. -162		Typ. -170		
@10MHz offset	Typ. -162		Typ. -170					

Note: All electrical characteristics are defined at the maximum load and operating temperature range.

Note1: Please contact us for inquiry about operating temperature range, available frequencies and other conditions.

Pad Connections	
#1	Enable/ Disable
#2	Case GND
#3	Output
#4	Vcc

INH Function	
<b>Pad1</b>	Pad3 (Output)
<b>Open</b>	Active
<b>"H" Level</b>	Active
<b>"L" Level</b>	High Z (No-Oscillation)

# Mouser Electronics

Authorized Distributor

Click to View Pricing, Inventory, Delivery & Lifecycle Information:

## Kyocera:

[KC3225K24.5760C1GE00](#) [KC7050K24.5760C1GE00](#) [KC7050K20.0000C1GE00](#) [KC3225K32.0000C1GE00](#)  
[KC3225K50.0000C1GE00](#) [KC3225K27.0000C1GE00](#) [KC7050K27.0000C1GE00](#) [KC7050K48.0000C1GE00](#)  
[KC7050K33.3333C1GE00](#) [KC7050K24.0000C1GE00](#) [KC3225K20.0000C1GE00](#) [KC3225K24.0000C1GE00](#)  
[KC3225K25.0000C1GE00](#) [KC3225K40.0000C1GE00](#) [KC3225K48.0000C1GE00](#) [KC7050K40.0000C1GE00](#)  
[KC3225K33.3333C1GE00](#) [KC2520K60.0000C1GE00](#) [KC3225K28.6364C1GE00](#) [KC2520K25.0000C1GE00](#)  
[KC3225K66.6667C1GE00](#) [KC2016K22.5792C10E00](#) [KC5032K40.0000C10E00](#) [KC2016K10.0000C10E00](#)  
[KC7050K32.7680C1GE00](#) [KC2520K66.6667C1GE00](#) [KC2520K1.8432C1GE00](#) [KC2016K33.0000C10E00](#)  
[KC5032K16.0000C10E00](#) [KC7050K3.6864C1GE00](#) [KC5032K50.0000C10E00](#) [KC5032K80.0000C10E00](#)  
[KC2016K14.3182C10E00](#) [KC5032K24.5760C10E00](#) [KC2520K2.0480C1GE00](#) [KC5032K4.0000C10E00](#)  
[KC2016K24.0000C1GE00](#) [KC2016K32.0000C10E00](#) [KC5032K32.0000C10E00](#) [KC7050K11.2896C10E00](#)  
[KC3225K7.3728C10E00](#) [KC7050K14.7456C10E00](#) [KC2016K40.0000C10E00](#) [KC2016K20.0000C10E00](#)  
[KC2016K33.3333C1GE00](#) [KC2520K12.2880C1GE00](#) [KC2016K18.4320C1GE00](#) [KC3225K11.2896C1GE00](#)  
[KC2016K12.0000C1GE00](#) [KC3225K12.0000C1GE00](#) [KC2016K12.2880C10E00](#) [KC7050K4.0000C1GE00](#)  
[KC7050K16.3840C10E00](#) [KC2016K27.0000C10E00](#) [KC5032K10.0000C10E00](#) [KC3225K7.3728C1GE00](#)  
[KC7050K28.6364C10E00](#) [KC2016K40.0000C1GE00](#) [KC3225K75.0000C10E00](#) [KC2016K3.6864C1GE00](#)  
[KC2016K13.5600C1GE00](#) [KC2016K28.6364C1GE00](#) [KC2016K16.3840C1GE00](#) [KC2016K12.0000C10E00](#)  
[KC5032K22.5792C10E00](#) [KC2520K7.3728C10E00](#) [KC3225K8.0000C10E00](#) [KC3225K14.7456C10E00](#)  
[KC2520K14.3182C10E00](#) [KC2016K11.2896C10E00](#) [KC7050K66.6667C1GE00](#) [KC2016K14.7456C1GE00](#)  
[KC5032K28.6364C10E00](#) [KC3225K14.3182C10E00](#) [KC3225K12.0000C10E00](#) [KC7050K7.3728C10E00](#)  
[KC2520K4.0000C1GE00](#) [KC2016K24.5760C1GE00](#) [KC2016K3.6864C10E00](#) [KC3225K3.6864C10E00](#)  
[KC3225K12.2880C10E00](#) [KC3225K48.0000C10E00](#) [KC5032K1.8432C10E00](#) [KC2016K48.0000C1GE00](#)  
[KC7050K4.0960C1GE00](#) [KC3225K2.0480C10E00](#) [KC5032K4.0960C1GE00](#) [KC2016K25.0000C10E00](#)  
[KC2520K28.6364C10E00](#) [KC2016K10.0000C1GE00](#) [KC3225K10.0000C10E00](#) [KC5032K3.6864C10E00](#)  
[KC5032K14.7456C1GE00](#) [KC2016K1.8432C10E00](#) [KC5032K33.0000C1GE00](#) [KC2016K32.7680C1GE00](#)  
[KC5032K16.0000C1GE00](#) [KC3225K14.3182C1GE00](#) [KC3225K32.7680C1GE00](#) [KC3225K11.2896C10E00](#)